

# Smart Watch

2051E



---

User Manual










---

# Introduction

---

2051E is a smart health watch which can monitor multiple body vital signs under different activity modes.



- |                                                                                                                 |                                                                                                            |                                                                                                          |
|-----------------------------------------------------------------------------------------------------------------|------------------------------------------------------------------------------------------------------------|----------------------------------------------------------------------------------------------------------|
| <br>24/7 Heart<br>Rate Monitor | <br>ECG                   | <br>SpO2                |
| <br>Blood<br>Pressure          | <br>HRV                   | <br>Stress              |
| <br>Temperature                | <br>Breath Training       | <br>Multi-Sport<br>Mode |
| <br>SOS                        | <br>Call & SMS            | <br>Sleep Tracking      |
| <br>Find Phone               | <br>Waterproof<br>5 ATM | <br>Activity Tracking |

Note: the watch is not a medical device. The test results and suggestions are for reference only.

## 1. Download the APP

- Scan the QR code below or search JClife on Google Play or iOS App Store to download our JClife App.
- Make sure the Bluetooth of your mobile device is on.
- Choose device identified in App and connect to your smart watch.

Q JClife



Note: Please ensure that your Android version is 4.3 or above, iOS version is 9.0 or above. The watch supports Bluetooth 5.1 connection.

## 6. Specifications

**Warranty:** 12 Months

**Main Body Size:** 44.5\*37.5\*10.5mm

**Weight:** approx. 46g

**Display:** 1.39 inch AMOLED Display

**Battery:** 230 mAh Lithium Polymer Battery

**Data Memory:** 30 Days

**Waterproof:** 5ATM

## 7. Precautions for Use

(1) Warning! Children swallowing risk! Children are not allowed to play with the device. Keep children away from the device.

(2) Warning! Risk of fire / explosion or chemical burns! This product contains a lithium-ion battery. Do not remove, disassemble, throw into fire or short the battery.

(3) Caution! Possible property damage! Do not drop the device and protect it from impact.

(4) Do not expose the device to extreme temperatures or extr-

eme temperature fluctuations. Protect the device from direct sunlight and dust.

(5) When cleaning, do not use any strong chemical, abrasive or foam cleaning materials. Protect the display from hard objects.

(6) Do not dispose off the device in domestic waste! If you have any questions, please contact your municipal waste disposal authority. Do not dispose off used batteries in domestic waste. Instead, take them to a special waste disposal site or a retailer's battery collection point. Packaging is recyclable or can be recycled into raw materials.

## **8. FCC Statement**

Changes or modifications not expressly approved by the party responsible for compliance could void the user's authority to operate the equipment.

This equipment has been tested and found to comply with the limits for a Class B digital device, pursuant to Part 15 of the FCC Rules. These limits are designed to provide reasonable protection against harmful interference in a residential installation. This equipment generates uses and can radiate radio frequencyenergy and, if not installed and used in accordance

with the instructions, may cause harmful interference to radio-communications. However, there is no guarantee that interference will not occur in a particular installation. If this equipment does cause harmful interference to radio or television reception, which can be determined by turning the equipment off and on, the user is encouraged to try to correct the interference by one or more of the following measures:

- Reorient or relocate the receiving antenna.
- Increase the separation between the equipment and receiver.
- Connect the equipment into an outlet on a circuit different from that to which the receiver is connected.
- Consult the dealer or an experienced radio/TV technician for help.

This device complies with part 15 of the FCC rules. Operation is subject to the following two conditions:

- (1) this device may not cause harmful interference, and
- (2) this device must accept any interference received, including interference that may cause undesired operation.