

User's Guide



Bluetooth Speaker

Brand name:cowin

Model name:Diamond

FCC ID:2AB5TDIAMOND

CE ROHS



Specification

Diamond

Battery Capacity:	1000mAh
S/N:	>70dB
Frequency range:	50Hz-20KHz
Power supply:	Lithium battery or USB cable
Audio source:	iPhone, iPad, Smartphone, Notebook, MP3, MP4, etc
Function spec:	Bluetooth, Microphone, Line-in
Size:	120mm x 70mm x 56mm

Rechargeable battery can be charged by USB cable

Operating range up to 20 meters

1. Introduction

Thank you for purchasing the Diamond Audio system—a music player, an innovative portable Bluetooth speaker with built-in battery. This device can be easily connected with audio or video devices for your traveling and daily needs. The BT Speaker supports both Bluetooth and Aux-in function.

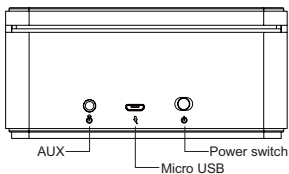
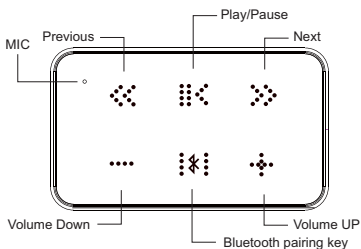
2. Battery Precautions ---

The device can be powered by built-in rechargeable lithium battery. Please charge the battery for at least 8 hours before your first use of device.

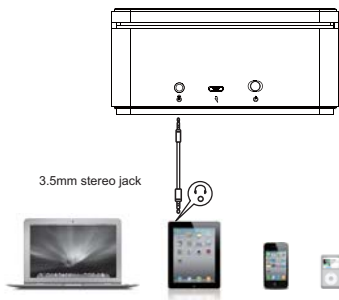
- If the device is not used for a long period of time, the battery may be out of power. Please charge the battery.
- Rechargeable batteries are only to be charged under adult supervision.
- Use only the supplied USB micro cable to recharge the battery. Improper charging may damage the battery and the device.
- Do not attempt to open the rechargeable battery or battery pack. There are no serviceable parts inside.
- Should a battery leak, the device may become damaged. Clean the battery compartment immediately, avoiding touching your skin.
- Keep the battery out of reach of children. If swallowed, consult a physician immediately.
- Avoid storing the battery in extremely hot or cold environment. A device with a hot or cold battery may not work temporarily, even when the battery is fully charged.
- Do not dispose batteries in a fire as they may explode. Batteries may also explode if damaged. Please dispose them according to local regulation. Do not dispose them as household waste.

3. Getting Started

General controls



4. Cable Connection



5. Bluetooth Connection and disconnection

Pairing Diamond with your smartphone (should be within 20 meters)

- Activate pairing mode on Diamond by switching "ON/OFF" button to "ON". The LED will flash in red and blue color.
- On your speaker, navigate to the Bluetooth function (refer to the tablet owner's manual to locate Bluetooth function).
- Select "Set Up" Bluetooth or turn "ON" Bluetooth.
- Select "Search" or "Discover" devices.
- Select "Bluetooth".
- If requested, type the password or PIN 0000
- Press the Enter key.

After completing the steps above, a message on your smartphone will appear confirming that your device is now . paired/connected. then you will see the blue LED light stay solid, which means that this speaker pairs with your smartphone successfully.

In case of unsuccessfully pairing, push this speaker to "OFF" and restart it to "ON"

Notice:

1. If you turn off the speaker but the Bluetooth on your smartphone remains open, when you restart it, the Bluetooth will be connected automatically.
2. When your smartphone and this speaker beyond the Bluetooth receiving range. This speaker will disconnect with your smartphone and turn into pairing mode. If within 10 minutes your smartphone is back, will connect with this speaker automatically.
3. If long press "Ⓜ", the speaker will be disconnected and ready to pair with other smartphones.

6. Microphone usage _____

When a phone call comes in, you could talk through the microphone on speaker.

7. LED Display Status _____

LED color	LED Display	Light indication
Red/ Blue light	Red & Blue flash alternatively	ready to pair
Blue light	stay solid	paired
Green Light	stay solid	Line-in
Red Light	stay solid	charging
	Flash	Low battery
	off	Full charged

8. Battery Charging

The device has built-in rechargeable lithium battery that can be charged by connecting to the USB port of your computer or into an AC adapter with USB port. When charging is completed, the red light will go off.

9. Product care

Your device is designed be portable, as an electronic device and it must be treated carefully. Putting unnecessary pressure on it or striking the device against other objects may cause damage.

- Do not drop, crush, or apply excessive force to the device.
- Do not expose your device to moisture, extreme or prolonged heat, cold, humidity, or other adverse conditions. Avoid storing it in damp, humid or wet places. As it is not waterproof.
- Clean the unit with a soft cloth or damp chamois leather. Never use solvents.
- The unit can only be opened by qualified person.
- This device contains magnets. Keep magnetic field such as credit cards and video screen away from this device to avoid damage or malfunction.

This device complies with part 15 of the FCC rules. Operation is subject to the following two conditions:

- (1) this device may not cause harmful interference, and
- (2) this device must accept any interference received, including interference that may cause undesired operation.

Changes or modifications to this unit not expressly approved by the party responsible for compliance could void the user's authority to operate the equipment.