



9. SET UP PHOTO'S


RADIATED RF MEASUREMENT SETUP (BELOW 1 GHz)




RADIATED BACK PHOTO (BELOW 1 GHz)



RADIATED RF MEASUREMENT SETUP (ABOVE 1 GHz)





Note: AC power cord was plugged in during testing

END OF REPORT