



## 8. SETUP PHOTOS


### RADIATED RF MEASUREMENT SETUP (BELOW 1 GHz)




RADIATED BACK PHOTO (BELOW 1 GHz)



**RADIATED RF MEASUREMENT SETUP (ABOVE 1 GHz)**





Note: The AC power cord was plugged in during testing

**END OF REPORT**