



SECRET AGENT WALKIE TALKIES™

with Hidden Microphone and Ear Bud Receiver

Ages 6 and up
10522
SpyX Secret Agent
Walkie Talkies
Requires 4 AAA (LR03)
Batteries, not included.

Important: Please save this instruction sheet. It contains valuable product information.

Talk to fellow spies in secret, just like real secret service agents!

The Set-up

1. Detach the microphone plug from the wrist microphone (you will plug it back in later).
2. Attach the wrist strap with wrist microphone to your wrist. Wear it like a watch on top of your wrist or under your wrist for "stealth mode".
3. Clip the power pack unit onto your belt and run the wires up and under your shirt or jacket.
4. Run the Sleeve wire (with the microphone plug at the end) down your shirt or jacket sleeve and reattach the microphone plug back into the microphone jack (make sure it is all the way plugged in).
5. Run the ear bud wire under your shirt and collar and place it in your ear.
6. Turn on each walkie talkie power pack by moving the power switch (Fig 1.) to the "on" position.

Talking in Secret

The wrist microphone is voice activated, so you just need to start talking into the wrist microphone and the other agent can hear you.

Hint: Both agents cannot talk at the same time so one of you will talk while the other listens. You can take turns.

Tip: When finished playing with the SpyX Walkie Talkies please move the power switch to the "off" position.

BATTERY SAFETY INFORMATION

- Only adults should install and replace batteries.
- Do not recharge non-rechargeable batteries.
- Remove dead or exhausted batteries.
- Insert batteries correctly. Match positive and negative signs.
- The supply terminals are not to be short circuited.
- Do not use rechargeable batteries.
- Do not mix alkaline, standard (carbon-zinc), or rechargeable (nickel-cadmium) batteries.
- Do not mix old and new batteries.
- Only the batteries of the same or equivalent type recommended to be used.
- Do not dispose of batteries in a fire; they may explode.
- Dispose of batteries safely.

ATTENTION ADULTS—TO INSTALL AND REPLACE BATTERIES

SpyX Secret Agent Walkie Talkies.

Each Walkie Talkie requires two AAA (LR03) batteries, not included.

- Locate the belt clip on the back of the walkie talkie. To gain access to the battery cover, press the tab release on the belt clip and slide the belt clip upwards to release (Fig. 2).
- Use a small Phillips head screwdriver to loosen the screw and remove the battery cover (Fig. 2).
- Remove all old batteries.
- Place new batteries in compartments as shown (Fig. 2).
- Replace the battery cover and tighten screw. Then replace the belt clip.

FCC ID:2AB4XAMP10522N

FCC Statement:

This device complies with part 15 of the FCC Rules. Operation is subject to the following two conditions:(1)This device may not cause harmful interference, and (2) this device must accept any interference received, including interference that may cause undesired operation.

Any Changes or modifications not expressly approved by the party responsible for compliance could void the user's authority to operate the equipment.

Note: This equipment has been tested and found to comply with the limits for a Class B digital device, pursuant to part 15 of the FCC Rules.

These limits are designed to provide reasonable protection against harmful interference in a residential installation. This equipment generates, uses and can radiate radio frequency energy and, if not installed and used in accordance with the instructions, may cause harmful interference to radio communications. However, there is no guarantee that interference will not occur in a particular installation.

If this equipment does cause harmful interference to radio or television reception, which can be determined by turning the equipment off and on, the user is encouraged to try to correct the interference by one or more of the following measures:

- Reorient or relocate the receiving antenna.
- Increase the separation between the equipment and receiver.
- Connect the equipment into an outlet on a circuit different from that to which the receiver is connected.
- Consult the dealer or an experienced radio/TV technician for help.

SAR Exemption Statement :

The device is compliance with RF exposure limits, users can obtain information on RF exposure and compliance.

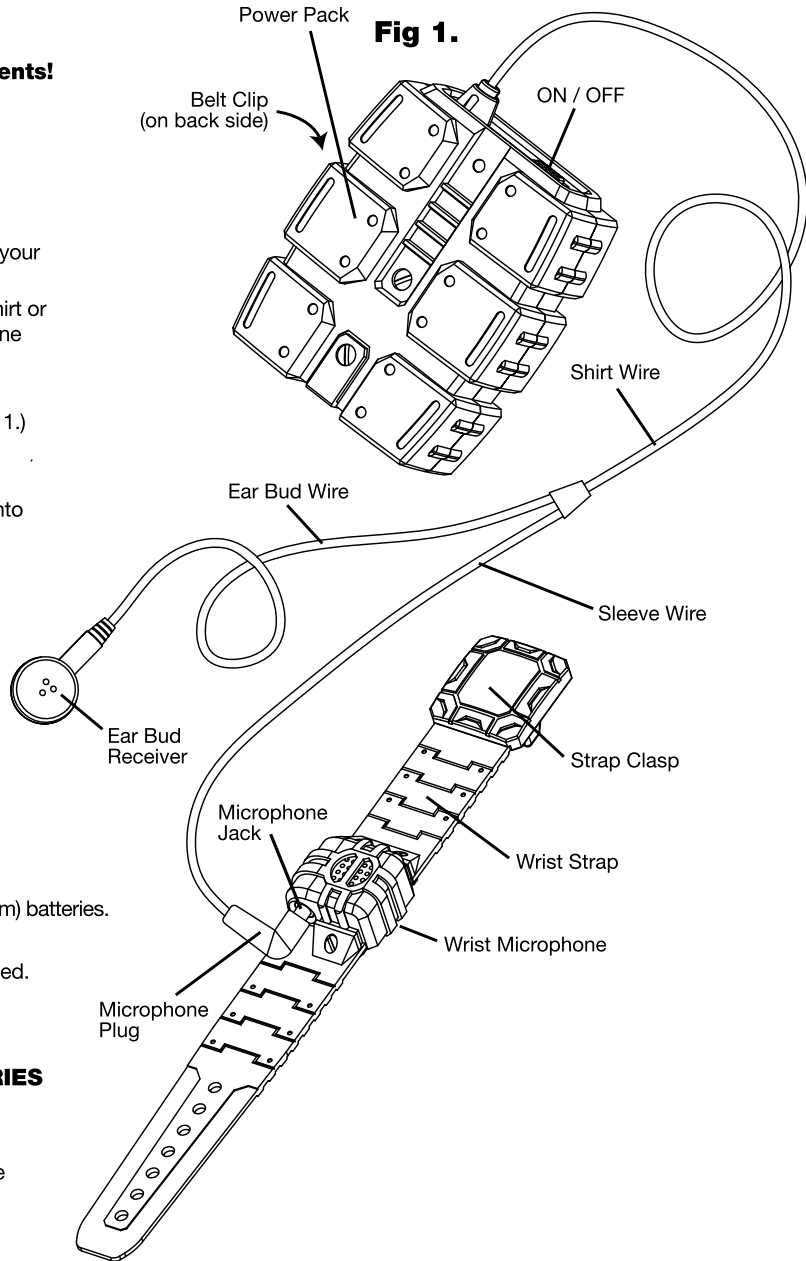

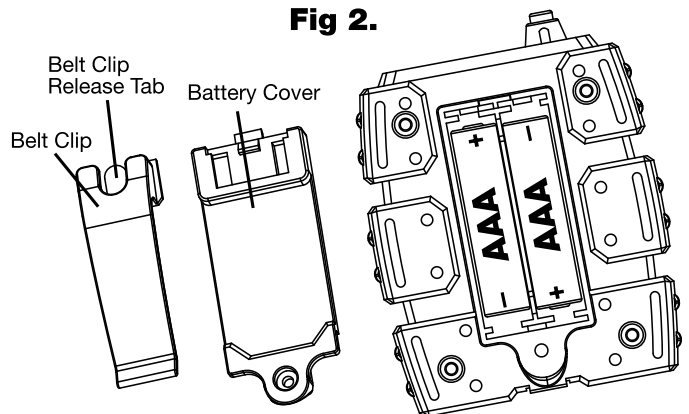


Fig 2.



IF YOU HAVE ANY QUESTIONS, PLEASE CONTACT US AT
www.atomicmonkeyproducts.com/help

Product specifications subject to change.
SPYX SECRET AGENT WALKIE TALKIES
10522-IS-US

WARNING:
CHOKING HAZARD - Small parts.
Not for children under 3 years.