



# Spectraboom

**Quickstart Guide**

English ( 3 – 4 )

**Appendix**

English ( 5 )

# Quickstart Guide (English)

## Introduction

1. Make sure all items listed in the **Box Contents** section are included in the box.
2. **READ SAFETY INSTRUCTION BOOKLET BEFORE USING THE PRODUCT.**
3. Study the connection diagram.

## Box Contents

- Spectraboom
- 1/8" (3.5 mm) Stereo Aux Cable
- Power/Charging Cable
- Quickstart Guide
- Safety & Warranty Information Booklet

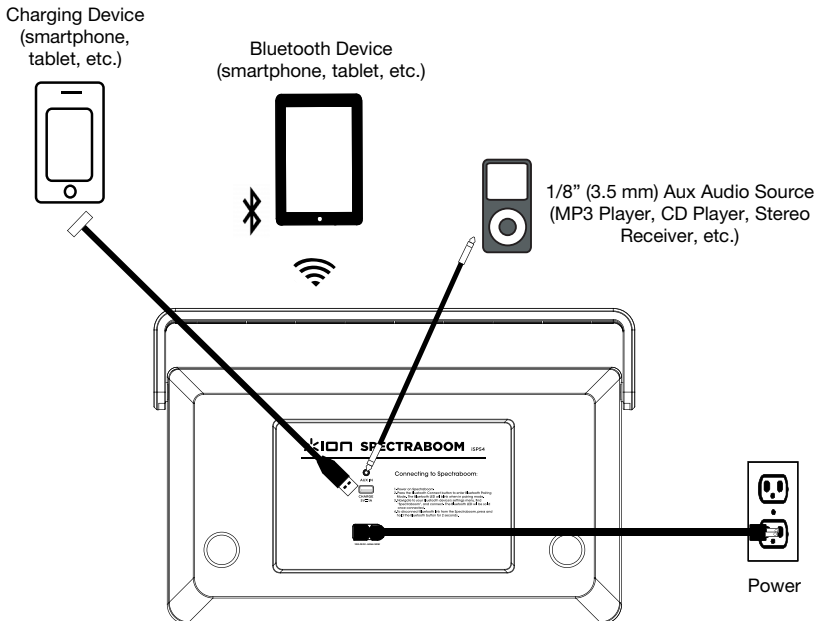
## Support

For the latest information about this product (system requirements, compatibility information, etc.) and product registration, visit [ionaudio.com](http://ionaudio.com).

## Quick Setup

### Connection Diagram

Items not listed under **Introduction > Box Contents** are sold separately.

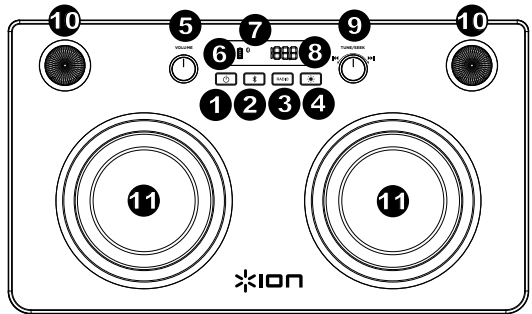


## Features

### Front Panel

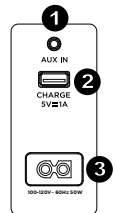
- Power:** Press and hold this button for 1 second to power on Spectraboom. Press and release this button to power off Spectraboom.
- Bluetooth Disconnect:** Press and release this button to disconnect from a Bluetooth-connected device.
- Radio On/Off:** Press and release this button to turn the radio on or off.
- Light Mode:** Press and release this button to toggle through these different options:
  - Color Cycle:** The lights slowly glow and cycle through colors.
  - Beat Sync:** The lights react to the beat of the music.
  - Off:** The lights are turned off.
- Volume:** Turn this knob to increase or decrease the speaker volume.
- Charging Indicator:** Connect the included power/charging cable here to power/charge Spectraboom. When the power/charging cable is disconnected, the battery segments will show the level of the battery.
- Bluetooth Icon:** The Bluetooth icon will be lit solid when a device is paired to Spectraboom.
- Radio Station:** Displays the current FM radio station.
- Tune/Seek:** Turn this knob to select FM radio stations. To "seek" (jump to the next available station), turn the knob rapidly until it starts to seek a station.
 

**Note:** When using some music apps on your Bluetooth device, turning this knob may select to another playlist or music genre.
- Tweeter:** Outputs the high frequencies of the sound source.
- Woofer:** Outputs the low frequencies of the sound source.



### Rear Panel

- Aux Input:** Connect a media player, smartphone, or other audio source to this stereo 1/8" (3.5 mm) input.
- USB Charging Port:** Connect your smartphone or tablet here to charge it.
- Power/Charging Cable Input:** Connect the included power/charging cable here.



### Bluetooth Connecting with Spectraboom

- Press and hold the **power** button for 1 second to power on Spectraboom.
- Navigate to your device's Bluetooth setup screen, find **Spectraboom**, and connect. Spectraboom's Bluetooth icon on the display will illuminate when it is connected.
 

**Note:** If you experience trouble in connecting, select **Forget this Device** on your Bluetooth device and try to connect again.

To disconnect, press and release the **Bluetooth Disconnect** button on Spectraboom.

## Appendix (English)

### Technical Specifications

<b>Output Power</b>	60W (peak)
<b>Supported Bluetooth Profile</b>	A2DP
<b>Bluetooth Range</b>	Up to 100 ft. / 30.5 m *
<b>Radio Frequency Range</b>	87.5–107.9
<b>Charging Port</b>	5V, 1A
<b>Power</b>	Input voltage: 100–240V, 50/60 Hz
<b>Battery</b>	Battery Type: Built-in rechargeable lithium-ion battery Battery Life: Up to 6 hours with audio and LEDs, up to 30 hours with only audio.
<b>Dimensions</b> (width x depth x height)	19.25" x 5.5" x 10.4" 48.9 cm x 14 cm x 26.4 cm
<b>Weight</b>	8.25 lbs.; 3.75 kg

Specifications are subject to change without notice.

\* Bluetooth range is affected by walls, obstructions, and movement. For optimal performance, place the product in the center of the room so it is unobstructed by walls, furniture, etc.

\*\* Battery life may vary based on temperature, age, and volume usage of product.

### Trademarks & Licenses

ION Audio is a trademark of ION Audio, LLC, registered in the U.S. and other countries.

The *Bluetooth* word mark and logos are owned by the Bluetooth SIG, Inc. and any use of such marks by ION Audio is under license.

All other product or company names are trademarks or registered trademarks of their respective owners.

**ionaudio.com**