


RF EXPOSURE REPORT

FOR

Applicant	:	ION Audio, LLC
Address	:	200 Scenic View Drive, Cumberland, RI 02864 U.S.A.
Equipment under Test	:	HIGH-POWER SPEAKERS WITH QUICK-MOUNT MAGNETIC BACK
Model No.	:	MAGNET ROCKER 2-PACK
Trade Mark	:	
FCC ID	:	2AB3E-ISP153
Manufacturer	:	ION Audio, LLC
Address	:	200 Scenic View Drive, Cumberland, RI 02864 U.S.A.

Issued By: Dongguan Dongdian Testing Service Co., Ltd.

Add.: No. 17, Zongbu Road 2, Songshan Lake Sci&Tech, Industry Park,
Dongguan City, Guangdong Province, China, 523808


Tel.: +86-0769-38826678, **E-mail:** ddt@dgddt.com, <http://www.dgddt.com>

REPORT

Table of Contents

	Test report declares.....	3
1.	General Information	5
1.1.	Description of equipment	5
1.2.	Assess laboratory	5
2.	RF Exposure evaluation for FCC	5

Test Report Declare

Applicant	:	ION Audio, LLC
Address	:	200 Scenic View Drive, Cumberland, RI 02864 U.S.A.
Equipment under Test	:	HIGH-POWER SPEAKERS WITH QUICK-MOUNT MAGNETIC BACK
Model No.	:	MAGNET ROCKER 2-PACK
Trade mark	:	
Manufacturer	:	ION Audio, LLC
Address	:	200 Scenic View Drive, Cumberland, RI 02864 U.S.A.

Standard Used: KDB447498 D01 General RF Exposure Guidance v06


We Declare:

The equipment described above is assessed by Dongguan Dongdian Testing Service Co., Ltd and in the configuration assessed the equipment complied with the standards specified above. The assessed results are contained in this report and Dongguan Dongdian Testing Service Co., Ltd is assumed of full responsibility for the accuracy and completeness of these assess.

After evaluation, our opinion is that the equipment In Accordance with above standard.

Report No:	DDT-R21091609-3E02		
Date of Receipt:	Oct. 25, 2021	Date of Test:	Oct. 25, 2021 ~ Nov. 29, 2021

Prepared By:


Sam Li/Engineer

Approved By:



Damon Hu/EMC Manager

Note: This report applies to above tested sample only. This report shall not be reproduced in parts without written approval of Dongguan Dongdian Testing Service Co., Ltd.

Revision History

Rev.	Revisions	Issue Date	Revised By
---	Initial issue	Nov. 30, 2021	

1. General Information

1.1. Description of equipment

EUT* Name	: HIGH-POWER SPEAKERS WITH QUICK-MOUNT MAGNETIC BACK
Model Number	: MAGNET ROCKER 2-PACK
EUT function description	: Please reference user manual of this device
Power Supply	: DC 5V from external AC Adapter : DC 3.7V Polymer Li-ion built-in battery
Radio Specification	: Bluetooth V5.0
Operation Frequency	: 2402 MHz - 2480 MHz
Modulation	: GFSK, $\pi/4$ -DQPSK, 8DPSK
Data rate	: 1 Mbps, 2 Mbps, 3 Mbps
Antenna Gain	: -0.58 dBi
Sample Type	: Series production
Serial Number	: N/A

Note: EUT is the abbreviation of equipment under test.

1.2. Assess laboratory

Dongguan Dongdian Testing Service Co., Ltd.

Add.: No. 17, Zongbu Road 2, Songshan Lake Sci&Tech, Industry Park, Dongguan City, Guangdong Province, China, 523808.

Tel.: +86-0769-38826678, <http://www.dgddt.com>, Email: ddt@dgddt.com.

CNAS Accreditation No. L6451; A2LA Accreditation Number: 3870.01

FCC Designation Number: CN1182, Test Firm Registration Number: 540522

Innovation, Science and Economic Development Canada Site Registration Number: 10288A

Conformity Assessment Body identifier: CN0048

VCCI facility registration number: C-20087, T-20088, R-20123, G-20118

2. RF Exposure evaluation for FCC

According to 447498 D01 General RF Exposure Guidance v06

The 1-g and 10-g SAR test exclusion thresholds for 100 MHz to 6 GHz at test separation distances ≤ 50 mm are determined by:

$[(\text{max. power of channel, including tune-up tolerance, mW})/(\text{min. test separation distance, mm})] \cdot [\sqrt{f(\text{GHz})}] \leq 3.0$ for 1-g SAR and ≤ 7.5 for 10-g extremity SAR, where:

$f(\text{GHz})$ is the RF channel transmit frequency in GHz

Power and distance are rounded to the nearest mW and mm before calculation

The result is rounded to one decimal place for comparison

Manufacturing Tolerance

GFSK (Peak)			
Channel	Channel 0	Channel 39	Channel 78
Target (dBm)	-2	-1	0
Tolerance ±(dB)	1	1	1
π/4DQPSK (Peak)			
Channel	Channel 0	Channel 39	Channel 78
Target (dBm)	-2	-1	0
Tolerance ±(dB)	1	1	1
8DPSK (Peak)			
Channel	Channel 0	Channel 39	Channel 78
Target (dBm)	-1	0	0
Tolerance ±(dB)	1	1	1

Estimtion Result

Worse case is as below: [2480 MHz, 1 dBm, 1.26 mW) output power]

$(1.26/5) \cdot [\sqrt{2.480(\text{GHz})}] = 0.40 < 3.0$ for 1-g SAR

Then SAR evaluation is not required

END OF REPORT