

## USER GUIDE

### IMBT25 Bluetooth Headphones

Visit [iamplus.com](http://iamplus.com) for support.

English User guide

#### Warning letter:

This device complies with Part 15 of the FCC Rules. Operation is subject to the following two conditions: (1) this device may not cause harmful interference, and (2) this device must accept any interference received, including interference that may cause undesired operation.

The statements should be displayed in the user manual:  
changes or modifications not expressly approved by the party responsible for compliance could void the user's authority to operate the equipment.

This equipment has been tested and found to comply with the limits for a Class B digital device, pursuant to Part 15 of the FCC Rules. These limits are designed to provide reasonable protection against harmful interference in a residential installation. This equipment generates, uses and can radiate radio frequency energy and, if not installed and used in accordance with the instructions, may cause harmful interference to radio communications. However, there is no guarantee that interference will not occur in a particular installation.

If this equipment does cause harmful interference to radio or television reception, which can be determined by turning the equipment off and on, the user is encouraged to try to correct the interference by one or more of the following measures:

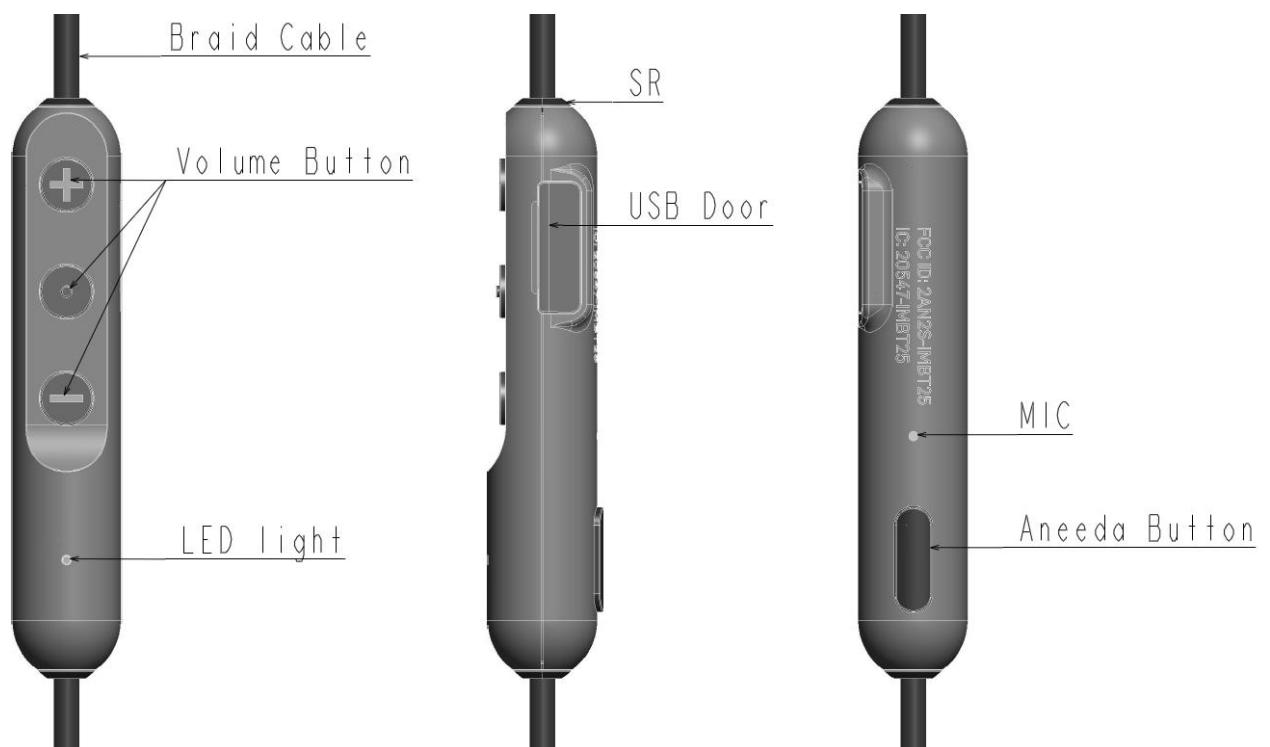
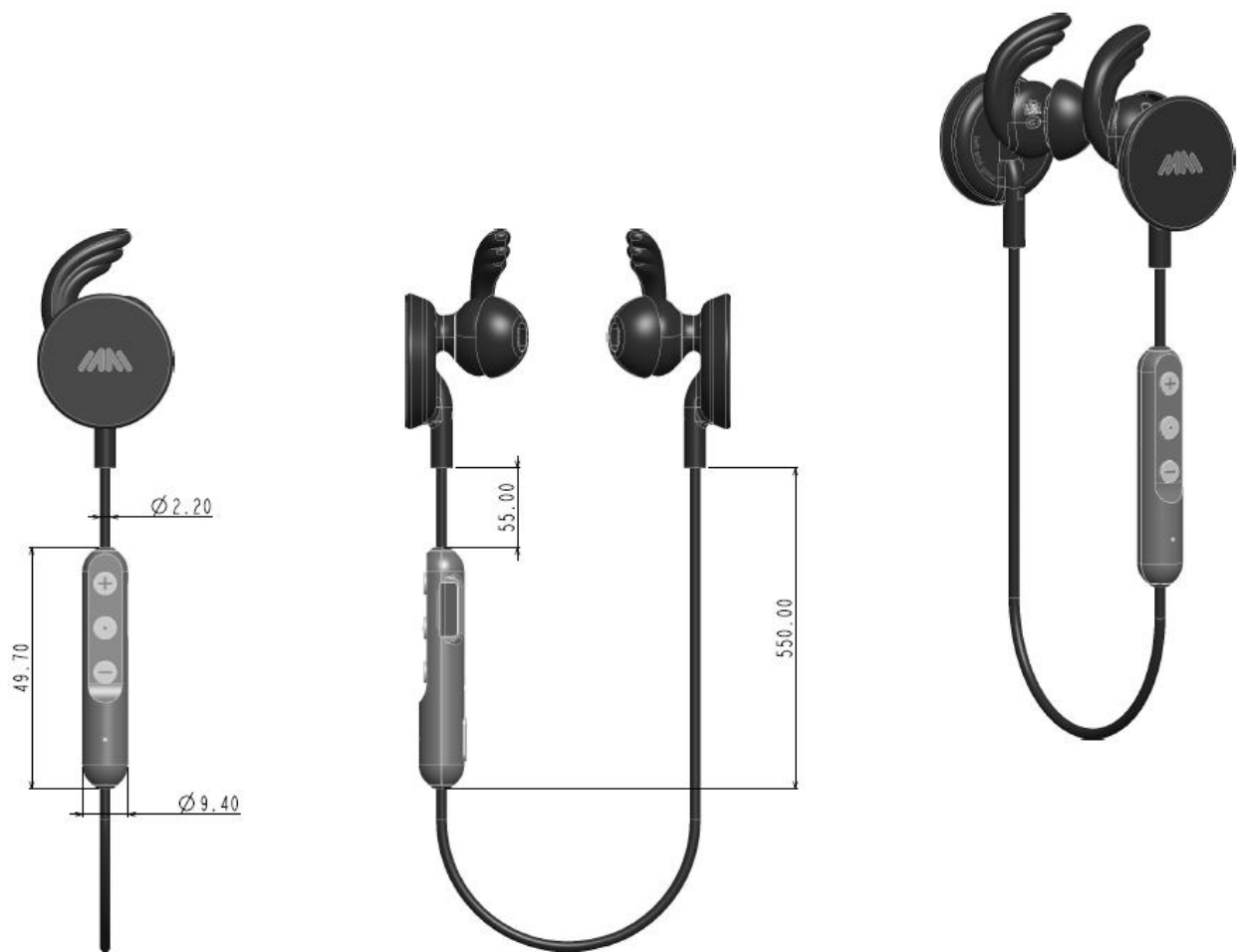
- Reorient or relocate the receiving antenna.
- Increase the separation between the equipment and receiver.
- Connect the equipment into an outlet on a circuit different from that to which the receiver is connected.
- Consult the dealer or an experienced radio/TV technician for help.


This device complies with Industry Canada license-exempt RSS standard(s). Operation is subject to the following two conditions: (1) this device may not cause interference, and (2) this device must accept any interference, including interference that may cause undesired operation of the device.

Le présent appareil est conforme aux CNR d'Industrie Canada applicables aux appareils radio

exempts de licence. L'exploitation est autorisée aux deux conditions suivantes :

- (1) l'appareil ne doit pas produire de brouillage, et (2) l'utilisateur de l'appareil doit accepter tout brouillage radioélectrique subi, même si le brouillage est susceptible d'en compromettre le fonctionnement.





## What's in the Box.

- I.AM+ BT Earphones
- Micro USB charging cable.
- Quick Start Guide
- User Guide
- Warranty

## 2. Headphones operation

Item	Requirement and Description
Power On/Off	<ul style="list-style-type: none"><li>● Power On: Press and hold the multifunction button for 3 seconds. (release the button after the white LED bright, the red LED and white LED start flashing means the device enter pairing mode)</li><li>● Power Off: Press and hold the multifunction button until the red LED light up. Red LED turn off means the device power off</li></ul>
Pairing	<ul style="list-style-type: none"><li>● First paring: Press and hold multifunction button for 3 sec. to power on, earphones auto-enter pairing mode - LED alternates flashing Red and White.</li><li>● To paring with your Bluetooth enabled device, go to settings on your device make sure Bluetooth is switched on.</li><li>● The earphones appears as “ A.I. Buttons” Select to pair.</li><li>● Bluetooth pairing after a successful first pairing:<ul style="list-style-type: none"><li>■ Power off then Press and hold multifunction button for 5 sec. to place earphones in pairing mode - LED alternates flashing Red and White, mobile phone search the Bluetooth device to connect the earphones ( earphones ID is “ A.I. Buttons ” )</li><li>■ If the earphones are outside Bluetooth range and disconnect from device, the earphones will automatically try to re-connect. If reconnection is unsuccessful for more than 5 mins, the earphones will power off .</li></ul></li><li>● Set up use of earphones with multiple devices<ol style="list-style-type: none"><li>1. Pair headphones to device 1</li><li>2. Turn off the Bluetooth on device 1, and turn on Bluetooth on phone 2</li></ol></li></ul>

	<p>3. Search and pair the headset to device 2</p> <p>4. Turn on Bluetooth on device 1 and connect to earphones</p>			
<b>Charging</b>	Open USB door on controller and connect micro USB cable			
<b>Using voice command</b>	Hold volume down for 3 seconds to activate.			
<b>LED Indication</b>	<ul style="list-style-type: none"> <li>● LED turned off when headset powered off or not charging</li> <li>● Power on: white LED on 1s</li> <li>● Power off: red LED on 1s</li> <li>● Pairing: LED alternates flashing Red and White</li> <li>● Connected: white LED 0.1s on/4s off</li> <li>● Disconnected: white LED 0.1s on 2 times/2s off</li> <li>● Incoming call: white LED 0.5s on /0.5s off</li> <li>● Outgoing call: white LED 0.5s on /0.5s off</li> <li>● Active call: white LED 1s on /1s off</li> <li>● Music play: white LED 1s on /4s off</li> <li>● LED is changed from white blinking to Red blinking when battery low</li> <li>● Charging: The headset will power off and enter charging mode - LED signal red while charging, Solid white when full charge is reached.</li> </ul>			
<b>Music Mode</b>	<b>Function</b>	<b>Status</b>	<b>Sound indication</b>	<b>Operation</b>
	Volume up	Music or phone call mode	No	Press volume +
	Volume down	Music or phone call mode	No	Press volume -
	Play/Pause	Music mode	No	Short press multifunction button
	Next song	Music mode	No	Double press multifunction button
	Previous song	Music mode	No	Triple press multifunction button
<b>Phone call</b>	Answer call	Incoming call	‘Beep’ sound	Press multifunction button 1

mode			once	time
	Reject incoming call	Incoming call	No	Press and hold multifunction button for 2 seconds
	Hang up phone call	During phone call	'Beep' sound one time	Press multifunction button 1 time
	Switch call between headset and phone	During phone call	No	Double press multifunction button
<ul style="list-style-type: none"> <li>● <i>Incoming call status:</i> <ul style="list-style-type: none"> <li>■ <i>When mobile phone connected to headset through Bluetooth, mobile phone will stop music player and play ring tone when have incoming call</i></li> <li>■ <i>Mobile phone to resume playing music after hanging up phone call</i></li> </ul> </li> </ul>				

## **IMBT25 Bluetooth Headphones Specification:**

Up to 7hrs use time  
Micro USB charging  
Ip54 water resistance.

Frequency Response 20 ~ 20K Hz

Sensitivity 107 dB/mW at 1KHz

Impedance 32 Ohm

Speaker driver 11mm

Magnet type NdFeB

Distortion <1% at 1KHz

Music playback time 7hours

Batteries charging time 2hours

Battery type Li-Polymer Battery

Bluetooth version v4.2

Bluetooth range 10m

Audio connection HSP, A2DP with aptX

Weight 18g