



ring

Range Extender
For Ring Alarm



Home security
beyond the front door

Ring Video Doorbells and Cameras create a Ring of Security around your entire property.

Ring Alarm is the security system that takes your Ring of Security a step further, giving you another level of protection for your property.

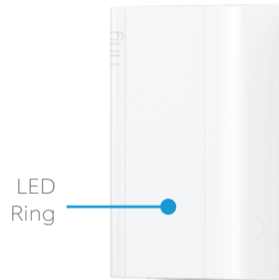
Now, you can arm and disarm your system and monitor your home, all from your phone, tablet or PC.

Contents

1. Diagram
2. In-app Setup
3. Connecting the Device
4. Physical Installation
5. Troubleshooting

1.
Say hello
to your
Ring Range
Extender.

Diagram



2.
Set up your
Ring Range
Extender in
the Ring app.

Prepare to add the
range extender

To add devices to your Ring Alarm, it must be disarmed. If your Ring Alarm is armed, please disarm it now.

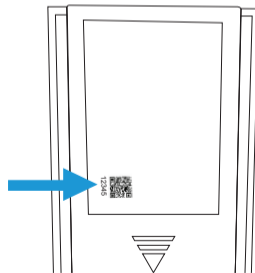
In the Ring app, tap **Set Up a Device** and find Ring Range Extender in the **Security Devices** menu.

To complete the setup process, follow the in-app instructions.

3. Connect your Ring Range Extender to your Base Station.

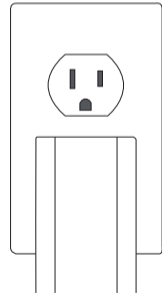
Scan the QR Code or enter the PIN

The QR Code and PIN can be found on the back of your device, on the box, or on the card in this box.



Plug the range extender into a wall outlet

This turns on the device. Your Base Station will find it.



Track the connection progress

The extender's LED ring will show the progress.

Connected  Blue Solid (5 sec)

4. Install your Ring Range Extender where you'd like.

Place your range extender

Move the range extender in between the Base Station and a device that's hard to reach.

