





## **Appendix II**

# **Setup Photographs**



RADIATED RF MEASUREMENT SETUP (ABOVE 1 GHz)






MEASUREMENT POSITION (Y axis)

c



MEASUREMENT POSITION (Z axis)






RADIATED RF MEASUREMENT SETUP (30MHz~1GHz)



RADIATED RF MEASUREMENT SETUP (Below 30MHz)





POWERLINE CONDUCTED EMISSIONS MEASUREMENT SETUP

