

## BEYOND INSTALLATION:

### INTEGRATE



### QUALIFY

Many insurance companies now offer discounts for a variety of smart devices. Call your insurance provider to see if you qualify for those discounts by having a Notion System.

### REVIEW

Love your Notion System? Have feedback? Let us know at [getnotion.com/review](https://www.getnotion.com/review).

### EXPAND

We expect your monitoring needs to evolve over time, that's why we designed Notion to easily expand! You can add additional sensors to your system at any time. Simply go to [getnotion.com](https://www.getnotion.com) to explore our expansion kits.

Need more inspiration? Visit [getnotion.com/ideas](https://www.getnotion.com/ideas).

### FOLLOW



[facebook.com/getnotion](https://www.facebook.com/getnotion)



[instagram.com/getnotion](https://www.instagram.com/getnotion)



[twitter.com/notion](https://www.twitter.com/notion)

FCC IDs and regulatory information can also be found in the battery compartment of the Sensor.

Warranty information can be found by going to [www.getnotion.com/warranty](https://www.getnotion.com/warranty). To request a free printed copy of our warranty please call (877) 668-4660.

This equipment has been tested and found to comply with the limits for a Class B digital device, pursuant to part 15 of FCC Rules. These limits are designed to provide reasonable protection against harmful interference in a residential installation. This equipment generates and can radiate radio frequency energy and, if not installed and used in accordance with the instructions, may cause harmful interference to radio communications. However, there is no guarantee that interference will not occur in a particular installation. If this equipment does cause harmful interference to radio or television reception, which can be determined by turning the equipment off and on, the user is encouraged to try to correct the interference by one or more of the following measures: reorient or relocate the receiving antenna, increase the separation between the equipment and receiver, connect the equipment into an outlet on a circuit different from that to which the receiver is connected, or consult the dealer or an experienced radio/TV technician for help.

This device complies with part 15 of the FCC Rules. Operation is subject to the following two conditions: (1) This device may not cause harmful interference, and (2) this device must accept any interference received, including interference that may cause undesired operation.

This equipment complies with FCC and IC RF (Radio Frequency) exposure limits set forth for an uncontrolled environment. This equipment should be installed and operated with a minimum separation distance of 20 centimeters between the device/antenna and the user's head/body.

Changes or modifications not expressly approved by the party responsible for compliance could void the user's authority to operate this equipment.

This device contains license-exempt transmitter(s)/receiver(s) that comply with Innovation, Science and Economic Development Canada's license-exempt RSS(s). Operation is subject to the following two conditions: (1) This device may not cause interference. (2) This device must accept any interference, including interference that may cause undesired operation of the device.

Cet appareil est conforme à la section 15 des réglementations de la FCC. Son fonctionnement est soumis aux deux conditions suivantes: (1) cet appareil ne doit pas causer de brouillage préjudiciable, et (2) cet appareil doit accepter tout brouillage subi, même si le brouillage est susceptible d'en compromettre le fonctionnement.

Cet appareil respecte les limites d'expositions aux rayonnements établies par la FCC et l'IC RF (Radio Frequency) pour un environnement non contrôlé. Cet appareil devrait être installé et fonctionné à une distance minimale de 20 centimètres entre l'appareil et le corps de l'utilisateur.

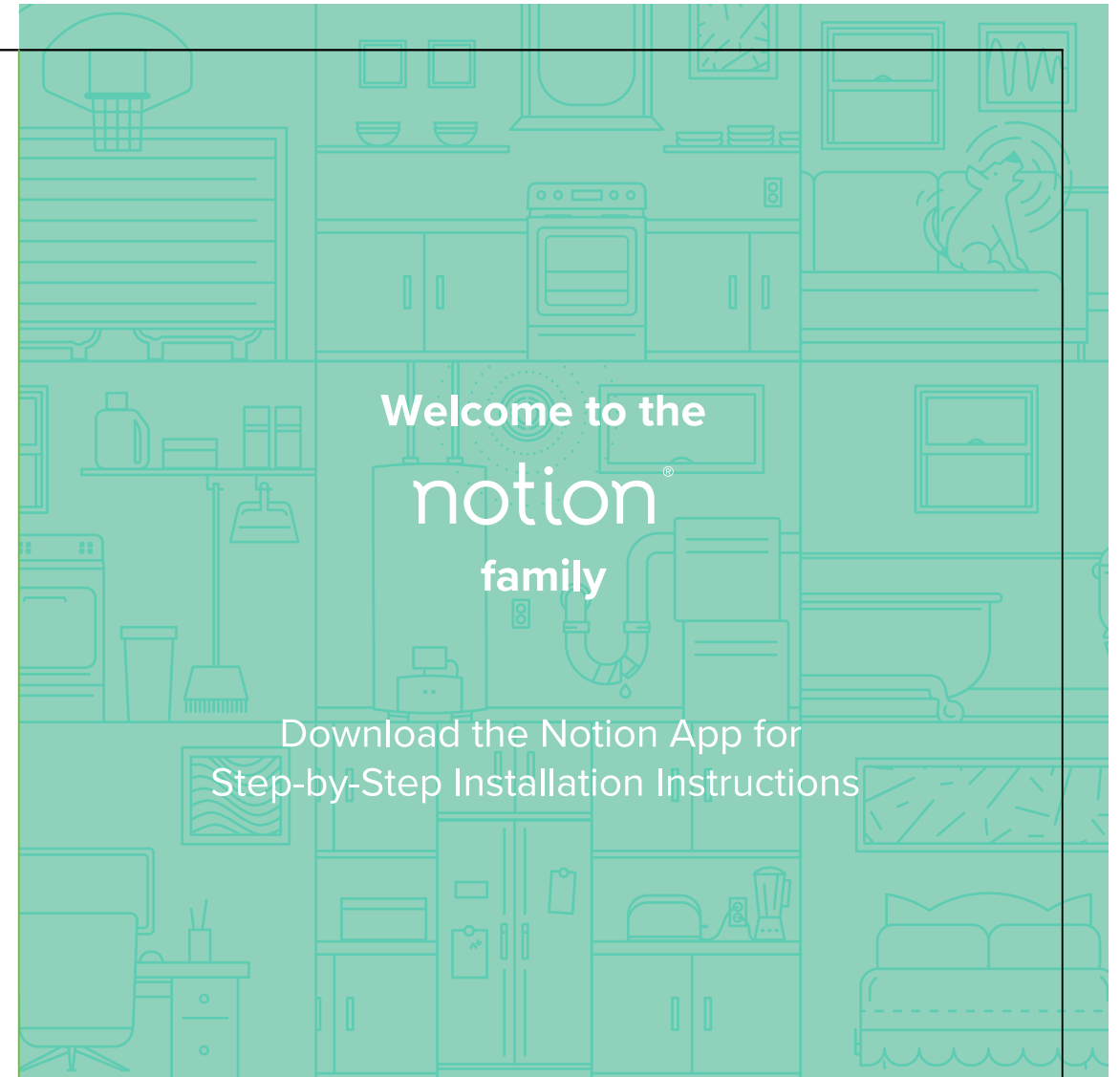
Tout changement ou modification n'ayant pas été expressément approuvé par la partie responsable de la conformité pourrait compromettre le droit de l'utilisateur à utiliser l'appareil.

L'émetteur/récepteur exempt de licence contenu dans le présent appareil est conforme aux CNR d'Innovation, Sciences et Développement économique Canada applicables aux appareils radio exempts de licence. Son fonctionnement est autorisé aux deux conditions suivantes: (1) Cet appareil ne doit pas produire de brouillage. (2) Cet appareil doit accepter tout brouillage radioélectrique subi, même si le brouillage est susceptible d'en compromettre le fonctionnement.

© 2020 Comcast Neptune, LLC. All rights reserved. The Notion word mark and logo are trademarks of Comcast Neptune, LLC. Regulatory Contact: Comcast Neptune, LLC, 1800 Arch Street, Philadelphia, PA 19103, [www.getnotion.com](https://www.getnotion.com).

CAN ICES-3 (B)/NMB-3(B)

726002D-02



Welcome to the  
notion<sup>®</sup>  
family

Download the Notion App for  
Step-by-Step Installation Instructions

### New to Notion?

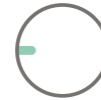
Learn more about what Notion can do in this brief video overview:  
[getnotion.com/video](https://www.getnotion.com/video)

### WHAT'S INCLUDED:



#### BRIDGE

The Notion Bridge connects to your Wi-Fi to relay information from each sensor to your smartphone.



#### SENSORS

Notion Sensors detect water leaks, opening doors and windows, sounding alarms and freezing pipes.

### WHAT YOU NEED TO GET STARTED:



#### 2.4 GHz Wi-Fi

Connect to your 2.4 GHz Wi-Fi and make sure your smartphone's location services are turned on.



#### SMARTPHONE

Go to the App Store, Google Play, or [getnotion.com/app](https://getnotion.com/app) to download the Notion app to your smartphone. Then, follow the in-app, step-by-step installation instructions.

### NEED ASSISTANCE?

For a step-by-step video tutorial on how to set up your Notion system, visit [getnotion.com/setup](https://getnotion.com/setup).

The Notion Support Team is here to help! Send us an email at [support@getnotion.com](mailto:support@getnotion.com) or give us a call at (877) 668-4660.



### WHAT YOUR SENSORS CAN DETECT:



#### WATER LEAKS

Help avoid costly water damage by placing a sensor near your water heater, washing machine, kitchen sink or any other areas prone to water.



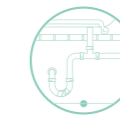
#### SOUNDING SMOKE AND CO ALARMS

Receive a notification when the alarm sounds by placing a sensor near your UL-listed smoke or carbon monoxide detector (fewer than 10 years old).



#### OPEN DOORS AND WINDOWS

Keep tabs on important points of entry by placing a sensor on any door, window, garage door, cabinet, or safe.



#### TEMPERATURE CHANGES

Help avoid frozen pipes, discomfort, and other risks by placing a sensor in rooms or areas sensitive to temperature.

### CUSTOMIZE YOUR NOTION SYSTEM:

In the Notion app, personalize how and when you want to receive notifications, add managers to your account, and set up integrations, including IFTTT and HomeAdvisor.

Restrictions apply. This Notion Kit does not include professional monitoring. Notion Sensors do not detect fire, smoke, or carbon monoxide.