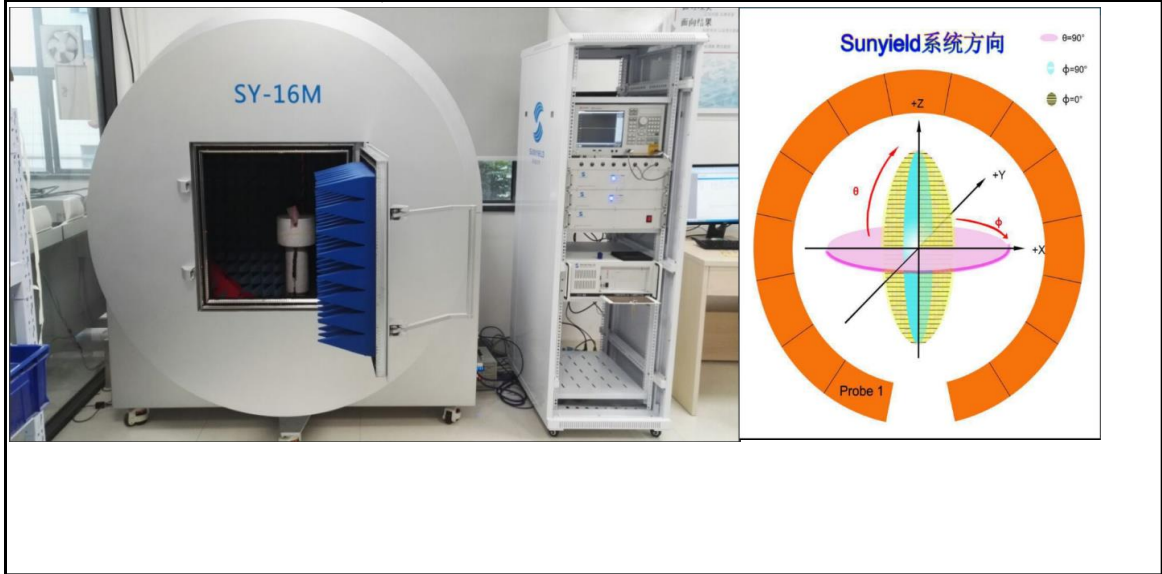



Test Environment

SY-16M Test System



Antenna Manufacturer	Leedarson
Antenna Type	Monopole antenna

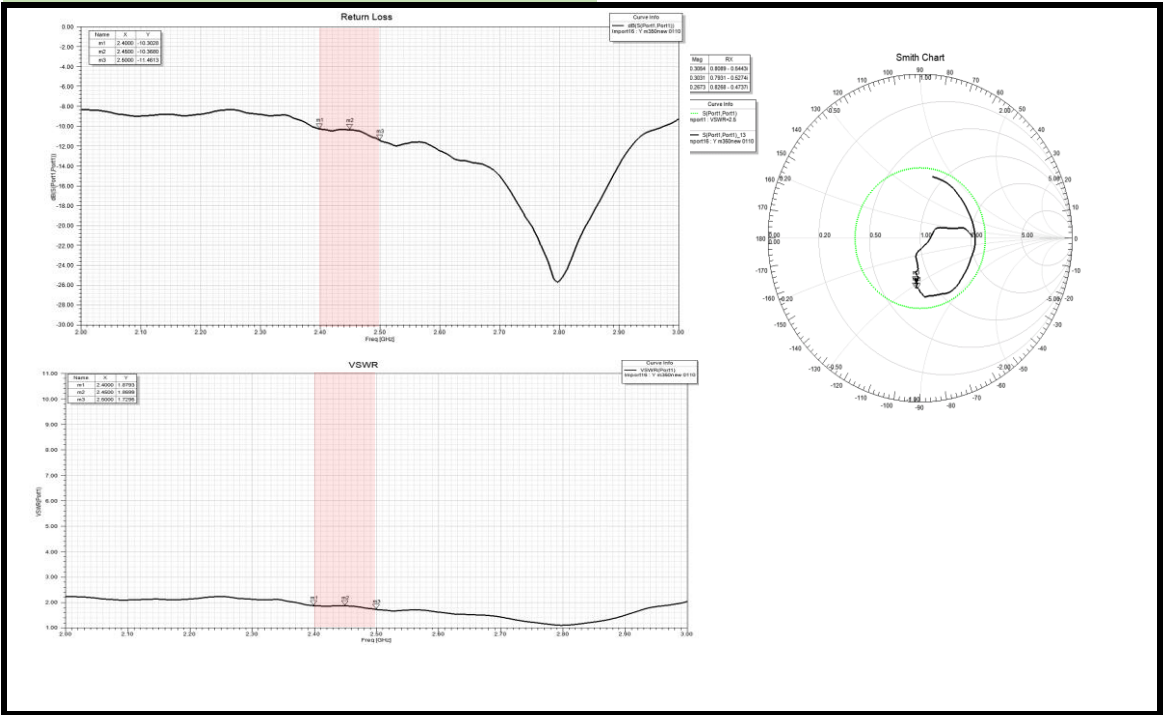
Picture



Test Result

VNA Data

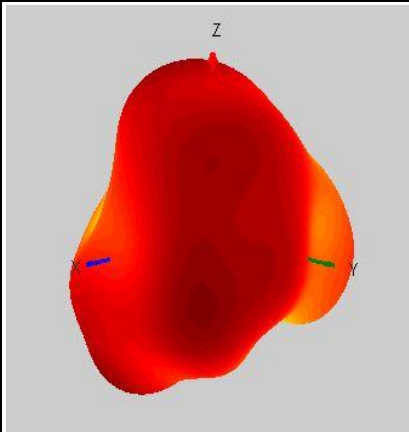
VSWSR & Return loss & Smith Chart



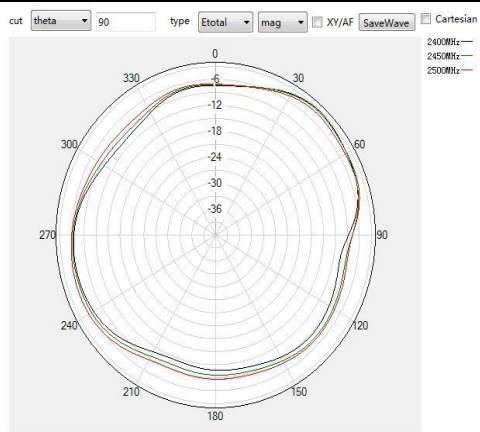
Chamber Data

Gain&Efficiency			
Frequency (MHz)	Gain (dB)	Efficiency (dB)	Efficiency
2400	-3.19	-7.20	24.24
2410	-3.10	-7.02	25.04
2420	-3.15	-6.96	25.35
2430	-3.18	-6.94	25.43
2440	-2.93	-6.81	26.04
2450	-3.08	-6.92	25.50
2460	-3.22	-7.08	24.79
2470	-3.27	-7.09	24.72
2480	-3.28	-7.02	25.08
2490	-3.36	-7.00	25.17
2500	-3.43	-6.88	25.73
Min	-3.43	-7.20	24.24
Max	-2.93	-6.81	26.04
AVG	-3.20	-6.99	25.19

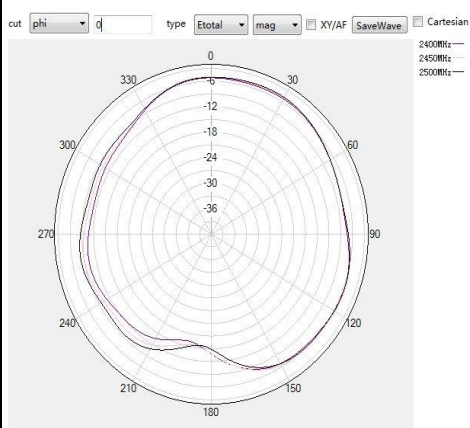
3D



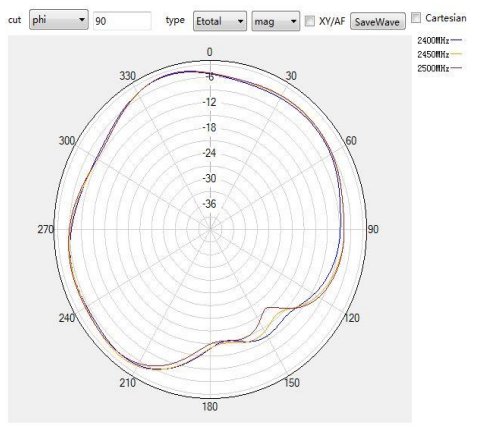
$\theta=90^\circ$ (XY Plane)



$\phi=0^\circ$ (XZ Plane)



$\phi=90^\circ$ (YZ Plane)



Conclusion

Category	Item	Idex	Test Result	Conclusion
Data	VSWR	≤ 2.5	1.88	Pass
	Average Efficiency (%)	$\geq 25\%$	25%	Pass
Data Analysis	All the test results meet the requirement.			
	Pass (1.Pass 2.Conditional pass 3.Not pass)			