


100.00 mm

65.00 mm

# Quick Start Guide

Bluetooth Transmitter for NS

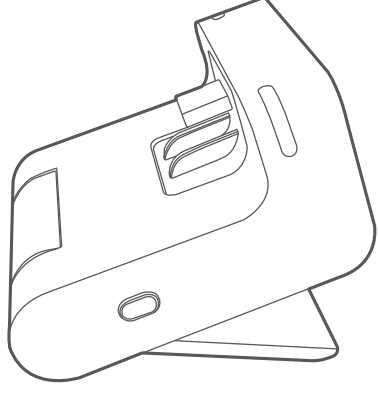
FCC ID: 2AAYX602016



602016 UM 說明書

100.00 mm

## Unpacking



Bluetooth Transmitter for NS



USB-C Charging Cable



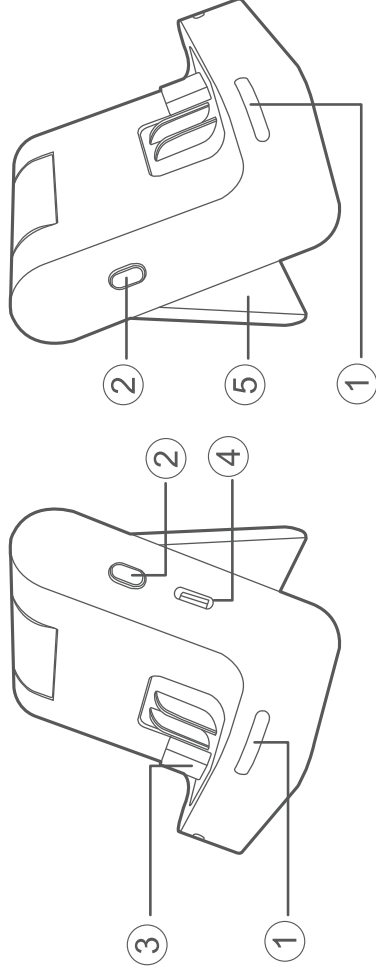
Quick Start Guide

02

65.00 mm

100.00 mm

## Components



- ① Blue LED Indicator
- ② Function Button
- ③ USB-C Plug
- ④ USB-C Charging Port
- ⑤ Adjustable Stand

65.00 mm

03

100.00 mm

## Specification

Bluetooth Profile	Bluetooth Specification v4.2
Plug	USB Type-C Plug for Device Connection
Port	USB Type-C Port for PD Charging
Range	Up to 10M/33ft
Bluetooth Pairing	Support to Pair with Two Bluetooth Handsets
Control	Two Buttons/LEDs Indicators for Multiplayer Operation
Dimension	1.77 inch X1.91 inch X 1.02 inch
Temperature	Operating Temp.: -0 ~ +40°C Storage Temp.: -20°C ~ +60°C

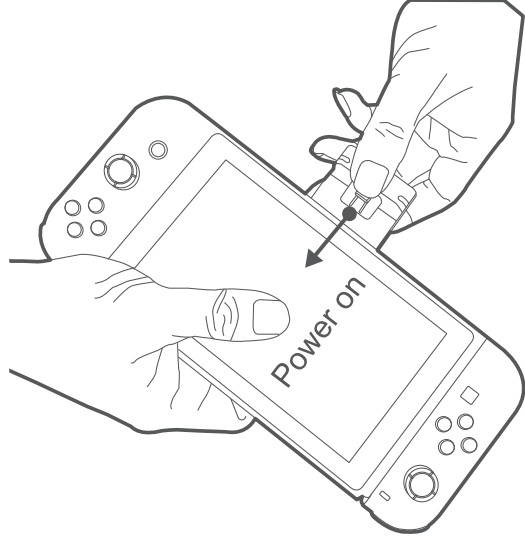
04

65.00 mm

100.00 mm

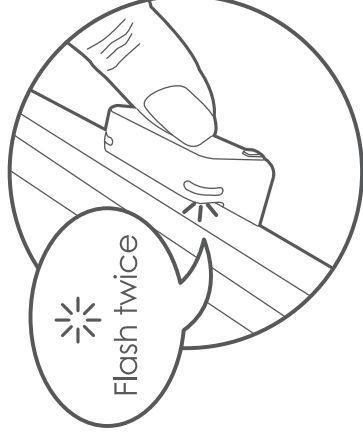
## Getting Started

To Power on



The system will turn on automatically while the device is connected to NS.

LED Indicator for Power-ON



The LED will flash quickly twice while the device is connected to NS.

05

65.00 mm

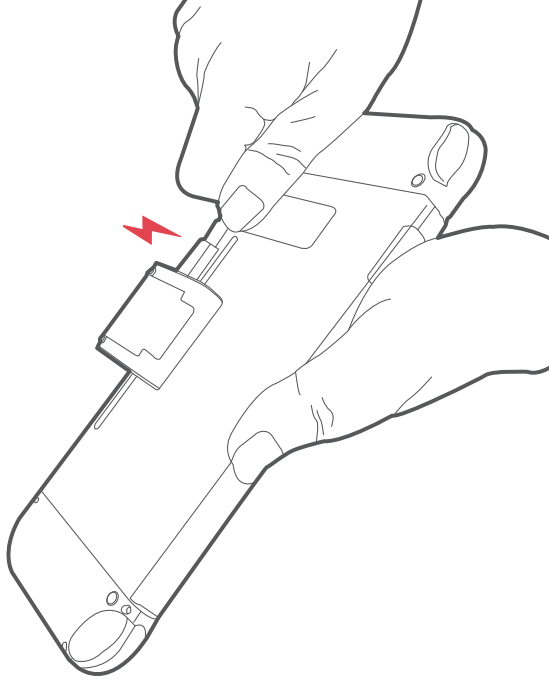
100.00 mm

## Charging

1. The system supports to charge NS while the PD charger is plugged into the device.

Note: The system will be reboot while the PD charger is removed.

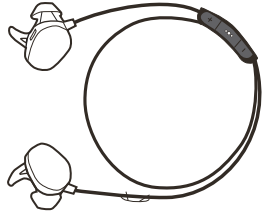
65.00 mm



06

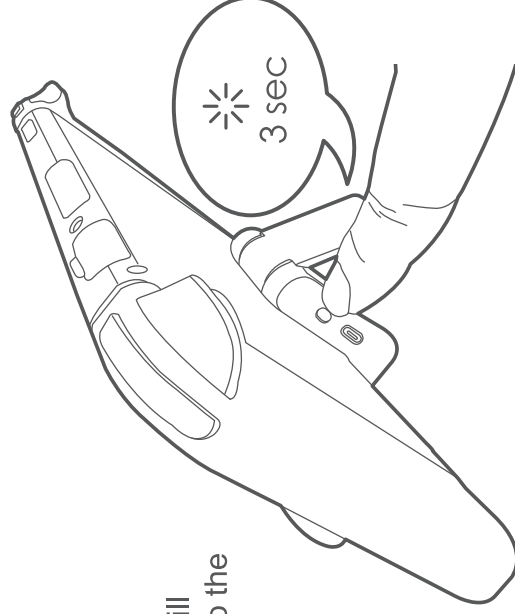
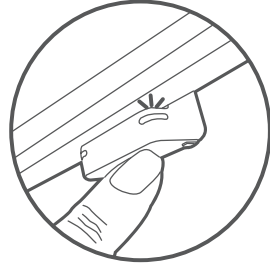
100.00 mm

## Pairing



1. Going into pairing mode on your Bluetooth headphone.  
Tip: The method is usually specified in the users manuals.


2. Press function button over 3 sec, the LED will flash quickly, and the transmitter will turn into the pairing mode.



65.00 mm

100.00 mm

5. The LED will be bright while the bluetooth is connected.



Note: Each function button can be paired to one set of bluetooth headset by same procedure.

Indicator activity	System state	LED
Slow Blink	Re-connect	— — — — —
Fast Blink	Pairing	- - - - -
Bright	Connected	— — — — —

08

65.00 mm



100.00 mm

65.00 mm

## Contact



For more information, please visit:  
[www.idarspro.com](http://www.idarspro.com)



Customer Service: [support@idarspro.com](mailto:support@idarspro.com)

## Attention

Use this product only with an agency approved power supply which meets local regulatory requirements (e.g., UL, CSA, VDE, CCC).

- Do not expose products containing batteries to excessive heat (e.g. from storage in direct sunlight, fire or the like).
- Do not try to take the product apart. It may cause serious damage
- Do not drop or knock the product on hard surfaces.
- Do not use chemicals or detergents to clean the product.
- Do not scrape the surface with sharp objects.

11

100.00 mm

65.00 mm

## FCC

### Federal Communication Commission Interference Statement

This equipment has been tested and found to comply with the limits for a Class B digital device, pursuant to Part 15 of the FCC Rules. These limits are designed to provide reasonable protection against harmful interference in a residential installation. This equipment generates, uses, and can radiate radio frequency energy and, if not installed and used in accordance with the instructions, may cause harmful interference to radio communications. However, there is no guarantee that interference will not occur in a particular installation. If this equipment does cause harmful interference to radio or television reception, which can be determined by turning the equipment off and on, the user is encouraged to try to correct the interference by one or more of the following measures:

- Reorient or relocate the receiving antenna.
- Increase the separation between the equipment and receiver.
- Connect the equipment into an outlet on a circuit different from that to which the receiver is connected.
- Consult the dealer or an experienced radio/TV technician for help.

### FCC Caution:

This device complies with Part 15 of the FCC Rules. Operation is subject to the following two conditions: (1) This device may not cause harmful interference, and (2) this device must accept any interference received, including interference that may cause undesired operation.

Caution: Any changes or modifications not expressly approved by the party responsible for compliance could void the user's authority to operate this equipment.

12

100.00 mm

## Warranty

iDARS Inc. warrants this product against defects in materials and workmanship under normal use by the original purchaser for 1 year after the date of purchase. This warranty does not cover:

- (a) damage or failure caused by or attributable to abuse, misuse, failure to follow instructions, improper installation or maintenance, alteration, accident, Acts of God (such as floods or lightning), or excess voltage or current;
- (b) improper or incorrectly performed repairs by persons who are not a iDARS Authorized Service Facility;
- (c) consumables such as fuses or batteries;
- (d) ordinary wear and tear or cosmetic damage;
- (e) transportation, shipping or insurance costs;
- (f) costs of product removal, installation, set-up service, adjustment or reinstallation; and
- (g) claims by persons other than the original purchaser.

Should a problem occur that is covered by this warranty, take the product and the sales receipt as proof of purchase date to the place of purchase. iDARS Inc. will, at its option, unless otherwise provided by law: (a) repair the product without charge for parts and labor; (b) replace the product with the same or a comparable product; or (c) refund the purchase price. All replaced parts and products, and products on which a refund is made, become the property of iDARS Inc. New or reconditioned parts and products may be used in the performance of warranty service. Repaired or replaced parts and products are warranted for the remainder of the original warranty period. You will be charged for repair or replacement of the product made after the expiration of the warranty period.

65.00 mm

100.00 mm

65.00 mm

**iDARS**

*iDeas Active Smile*