



**CENTRE OF TESTING SERVICE
INTERNATIONAL**

OPERATE ACCORDING TO ISO/IEC 17025

FCC ID TEST REPORT

TEST REPORT NUMBER : CGZ3130902-00797 & 00798-E



CENTRE OF TESTING SERVICE CO., LTD.

A101, No.65, Zhuji Highway, Tianhe District, Guangzhou, China



TEST REPORT For FCC ID	
47 CFR PART 15 OCT, 2012	
Report Reference No.	CGZ3130902-00797 & 00798-E
Date of issue	05 December 2013
Testing Laboratory Name	CETRE OF TESTING SERVICE CO., LTD.
Address	A101, No.65, Zhuji Highway, Tianhe District, Guangzhou, China
Testing location/ procedure	Full application of Harmonised standards <input checked="" type="checkbox"/> Partial application of Harmonised standards <input type="checkbox"/> Other standard testing method <input type="checkbox"/>
Applicant's name	Brilliant Technology Inc.
Address	3579 East Foothill Blvd Suite 183 Pasadena CA 91107
Test specification	
Standard	47 CFR PART 15 OCT, 2012
Test Report Form No.	CTSEMC-1.0
TRF Originator	CENTRE OF TESTING SERVICE CO., LTD.
Master TRF	Dated 2009-01
CENTRE OF TESTING SERVICE CO., LTD. All rights reserved.	
This publication may be reproduced in whole or in part for non-commercial purposes as long as the CENTRE OF TESTING SERVICE CO., LTD. is acknowledged as copyright owner and source of the material. CENTRE OF TESTING SERVICE CO., LTD takes no responsibility for and will not assume liability for damages resulting from the reader's interpretation of the reproduced material due to its placement and context.	
Test item description	: Wifi+BT combo card
Trade Mark	Brillianttek
Manufacturer	Brilliant Technology Inc.
Model/Type reference	WLU6300B(T-RoHS)
Ratings	DC 3.3V
Operating Frequency	802.11b/g/n(20M):2412.0 MHZ~2462.0 MHZ 802.11n(40MHz):2422.0 MHZ ~2452.0 MHZ
Result	Positive

Compiled by:

Kate zhang / Fileadministrators

Supervised by:

Duke yang / Technique principal

Approved by:

Vincent yao / Manager

Copyright of this report is owned by Centre of Testing Service and may not be reproduced other than in full except with the written approval of the issuing Company.

CENTRE OF TESTING SERVICE CO., LTD.

A101, No.65, Zhuji Highway, Tianhe District, Guangzhou, China

Tel: +86-20-85543113 (32 lines)

Fax: +86-20-38780406

Complaint line: +86-20-85533471

E-mail: cts@cts-lab.com.cn

See Reverse For Terms And Conditions of Service



FCC ID -- TEST REPORT

Test Report No. : CGZ3130902-00797 & 00798-E	<u>05 December 2013</u> Date of issue
---	--

Type / Model.....	WLU6300B(T-RoHS)
EUT.....	Wifi+BT combo card
Applicant.....	Brilliant Technology Inc.
Address.....	3579 East Foothill Blvd Suite 183 Pasadena CA 91107
Telephone.....	408-472-1230
Fax.....	626-551-0407
Contact.....	Benny Lee
Manufacturer.....	Brilliant Technology Inc.
Address.....	3579 East Foothill Blvd Suite 183 Pasadena CA 91107
Telephone.....	408-472-1230
Fax.....	626-551-0407
Contact.....	Benny Lee
Test report holder.....	Brilliant Technology Inc.
Address.....	3579 East Foothill Blvd Suite 183 Pasadena CA 91107
Telephone.....	408-472-1230
Fax.....	626-551-0407
Contact.....	Benny Lee

Test Result according to the standards on page 1: **PASSED**

The test report merely corresponds to the test sample.
It is not permitted to copy extracts of these test result without the written permission of the test laboratory.

Copyright of this report is owned by Centre of Testing Service and may not be reproduced other than in full except with the written approval of the issuing Company.

CENTRE OF TESTING SERVICE CO., LTD.

A101, No.65, Zhuji Highway, Tianhe District, Guangzhou, China
 Tel: +86-20-85543113 (32 lines) Fax: +86-20-38780406
 Complaint line: +86-20-85533471 E-mail: cts@cts-lab.com.cn

See Reverse For Terms And Conditions of Service



TABLE OF CONTENTS

<u>Description</u>	<u>Page</u>
1.0 TEST STANDARDS	5
2.0 SUMMARY	5
2.1 GENERAL REMARKS	5
2.2 FINAL ASSESSMENT	5
3.0 EQUIPMENT UNDER TEST	5
3.1 POWER SUPPLY SYSTEM UTILISED	5
3.2 SHORT DESCRIPTION OF THE EQUIPMENT UNDER TEST (EUT)	5
3.3 EUT OPERATION MODE	5
3.4 EUT CONFIGURATION	6
4.0 TEST ENVIRONMENT	7
4.1 ADDRESS OF THE TEST LABORATORY	7
4.2 TEST FACILITY	7
4.3 ENVIRONMENTAL CONDITIONS	7
4.4 DEFINITIONS OF SYMBOLS USED IN THIS TEST REPORT	7
4.5 STATEMENT OF THE MEASUREMENT UNCERTAINTY	7
4.6 MEASUREMENT UNCERTAINTY	8
5.0 SUMMARY OF STANDARDS AND RESULTS	8
5.1.DESCRPTION OF STANDARDS AND RESULTS	8
6.0 POWER LINE CONDUCTED EMISSION TEST	9
6.1.TEST EQUIPMENT	9
6.2. BLOCK DIAGRAM OF TEST SETUP	9
6.3. POWER LINE CONDUCTED EMISSION TEST LIMITS	9
6.4.TEST PROCEDURE	9
6.5. POWER LINE CONDUCTED EMISSION TEST RESULTS	9
7.0 6DB BANDWIDTH MEASUREMENT	12
7.1 LIMITS	12
7.2 MEASUREMENT EQUIPMENT USED	12
7.3 TEST CONFIGURATION	12
7.4 TEST PROCEDURE	12
7.5 TEST RESULTS	12
8.0 PEAK POWER	20
8.1 LIMIT	20
8.2 MEASUREMENT EQUIPMENT USED	20
8.3 TEST CONDIGURATION	20

Copyright of this report is owned by Centre of Testing Service and may not be reproduced other than in full except with the written approval of the issuing Company.

CENTRE OF TESTING SERVICE CO., LTD.

A101, No.65, Zhuji Highway, Tianhe District, Guangzhou, China

Tel: +86-20-85543113 (32 lines)

Fax: +86-20-38780406

Complaint line: +86-20-85533471

E-mail: cts@cts-lab.com.cn

See Reverse For Terms And Conditions of Service



8.4 TEST PROCEDURE21

8.5 TEST RESULTS21

9.0 PEAK POWER SPECTRAL DENSITY28

 9.1 LIMIT.....28

 9.2 MEASUREMENT EQUIPMENT USED.....28

 9.3 TEST CONFIGURATION28

 9.4 TEST PROCEDURE.....28

 9.5 TEST RESULTS28

10.0 BAND EDGES MEASUREMENT36

 10.1 LIMIT.....36

 10.2 MEASUREMENT EQUIPMENT USED36

 10.3 TEST CONFIGURATION36

 10.4 TEST PROCEDURE.....37

 10.5 TEST RESULTS37

11.0 SPURIOUS EMISSIONS.....70

 11.1 LIMIT.....70

 11.2 TEST EQUIPMENT.....70

 11.3 TEST CONFIGURATION71

 11.4 TEST PROCEDURE.....72

 11.5 TEST RESULTS72

12.0 ANTENNA REQUIREMENTS107

 12.1 STANDARD APPLICABLE107

 12.2 ANTENNA CONSTRUCTION AND DIRECTIONAL GAIN.....107

13.DEVIATION TO TEST SPECIFICATIONS107

Copyright of this report is owned by Centre of Testing Service and may not be reproduced other than in full except with the written approval of the issuing Company.

CENTRE OF TESTING SERVICE CO., LTD.

A101, No.65, Zhuji Highway, Tianhe District, Guangzhou, China

Tel: +86-20-85543113 (32 lines)

Fax: +86-20-38780406

Complaint line: +86-20-85533471

E-mail: cts@cts-lab.com.cn

See Reverse For Terms And Conditions of Service



1.0 TEST STANDARDS

The tests were performed according to following standards:

- 47 CFR PART 15 OCT, 2012
- ANSI C63.4-2009

2.0 SUMMARY

2.1 GENERAL REMARKS

Date of receipt of test sample	02 September 2013
Testing commenced on	02 September ~05 December 2013
Testing concluded on	05 December 2013

2.2 FINAL ASSESSMENT

The FCC requirements pertaining to the technical standards and tested operation modes are

- - fulfilled.
- - **not** fulfilled.

The equipment under test

- - fulfils the FCC requirements cited on page 1.
- - **does not** fulfil the FCC requirements cited on page 1.

3.0 EQUIPMENT UNDER TEST

3.1 Power supply system utilised

Power supply voltage : ■ DC 3.3V

3.2 Short description of the Equipment under Test (EUT)

Number of tested samples: 1
 Serial number: Prototype

3.3 EUT operation mode

The equipment under test was operated during the measurement under the following conditions:

- - Standby
- TX- Y position
- TX- Z position
- TX- X position

802.11b/g/n(20M):TX-X Position Low (2412.0 MHz) , TX-X Position Middle (2437.0 MHz) ,
 TX-X Position High (2462.0 MHz)

802.11n(40M): TX-X Position Low (2422.0 MHz) , TX-X Position Middle (2437.0 MHz) ,
 TX-X Position High (2452.0 MHz)

Note:Operation mode TX -X position of EUT is the radiated test worst case. So only these test results be recorded in the test report.

3.4 EUT configuration

3.4.1. Description of configuration (EUT)

Description	:	Wifi+BT combo card
Model Number	:	WLU6300B(T-RoHS)
Operation frequency	:	802.11b/g/n(20M):2412.0 MHz~2462.0 MHz 802.11n(40MHz):2422.0 MHz ~2452.0 MHz
WiFi	:	802.11:b/g/n
Modulation Technology	:	CCK, DSSS and OFDM
Date Rate	:	802.11b: 11, 5.5, 2, 1 Mbps 802.11g: 54, 48, 36, 24, 18, 12, 9, 6 Mbps 802.11n: 72.2Mbps(HT20),140Mbps(HT40)
Antenna 1	:	PCB antenna, met requirement of FCC 15.203
Antenna 2	:	External antenna, met requirement of FCC 15.203

3.4.2. Tested Supporting System Details

3.4.2.1. Notebook

M/N	:	F83VF
S/N	:	AEN0AS64740305D
Manufacturer	:	ASUS
Power Cord	:	Unshielded, Detachable, 1.5m , 3Pin
FCC ID	:	By DoC

Copyright of this report is owned by Centre of Testing Service and may not be reproduced other than in full except with the written approval of the issuing Company.

CENTRE OF TESTING SERVICE CO., LTD.

A101, No.65, Zhuji Highway, Tianhe District, Guangzhou, China

Tel: +86-20-85543113 (32 lines)

Fax: +86-20-38780406

Complaint line: +86-20-85533471

E-mail: cts@cts-lab.com.cn

See Reverse For Terms And Conditions of Service

4.0 TEST ENVIRONMENT

4.1 Address of the test laboratory

A101, No.65, Zhuji Highway, Tianhe District, Guangzhou, China

Tel: +86-20-85543113 (32 lines)

Fax: +86-20-38780406

4.2 Test facility

The test facility is recognized, certified, or accredited by the following organizations:

CNAS-Lab Code: L3394

CENTRE OF TESTING SERVICE CO., LTD has been assessed and proved to be in compliance with CNAS-CL01: 2006 Accreditation Criteria for Testing and Calibration Laboratories (identical to ISO/IEC 17025: 2005 General Requirements) for the Competence of Testing and Calibration Laboratories.

IC-Registration No.: 8374A

The 3m Alternate Test Site of CENTRE OF TESTING SERVICE CO., LTD has been registered by Certification and Engineering Bureau of Industry Canada for the performance of radiated measurements with Registration No. 8374A on June 6, 2011.

FCC-Registration No.: 971995

CENTRE OF TESTING SERVICE CO., LTD, EMC Laboratory has been registered and fully described in a report filed with the FCC (Federal Communications Commission). The acceptance letter from the FCC is maintained in our files. Registration No.791995, July 13,2012.

4.3 Environmental conditions

During the measurement the environmental conditions were within the listed ranges:

Temperature:	15~35 ° C
Humidity:	25~75 %
Atmospheric pressure:	86~106 kPa

4.4 Definitions of symbols used in this test report

- - The black square indicates that the listed condition, standard or equipment is applicable for this report.
- - The empty square indicates that the listed condition, standard or equipment is **not** applicable for this report.

4.5 Statement of the measurement uncertainty

The data and results referenced in this document are true and accurate. The reader is cautioned that there may be errors within the calibration limits of the equipment and facilities. The measurement uncertainty was calculated for all measurements listed in this test report acc. to CISPR 16 - 4 "Specification for radio disturbance and immunity measuring apparatus and methods – Part 4: Uncertainty in EMC Measurements" and is documented in the CTS quality system acc. to DIN EN ISO/IEC 17025. Furthermore, component and process variability of devices similar to that tested may result in additional deviation. The manufacturer has the sole responsibility of continued compliance of the device.

4.6 Measurement Uncertainty

Test Item	Frequency Range	Uncertainty	Note
Conduction disturbance	150kHz~30MHz	±1.22dB	(1)
Power disturbance	30MHz~300MHz	±1.38dB	(1)
Radiation emission (3m)	30MHz~300MHz	±3.14dB	(1)
	300MHz~1000MHz	±3.18dB	(1)
	1GHz~26.5GHz	±3.54dB	(1)

(1). This uncertainty represents an expanded uncertainty expressed at approximately the 95% confidence level using a coverage factor of k=2.

5.0 Summary of standards and results

5.1. Description of Standards and Results

The EUT have been tested according to the applicable standards as referenced below.

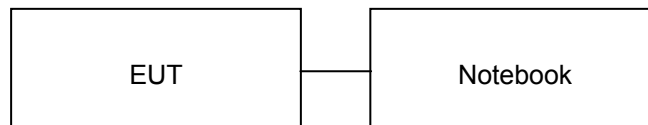
EMISSION		
Description of Test Item	Standard	Results
Conducted Emission Test	FCC Part 15 : 15.207 ANSI C63.4-2009	PASSED
6dB Bandwidth Measurement	FCC Part 15.247(a)(2) ANSI C63.4-2009	PASSED
Peak Power	FCC Part 15.247(b)(3)(4) ANSI C63.4-2009	PASSED
Peak Power Spectral Density	15.247(e) Power Density ANSI C63.4-2009	PASSED
Band edges measurement	FCC Part 15.247(d) ANSI C63.4-2009	PASSED
Spurious Emissions	FCC Part 15: 15.209 ANSI C63.4-2009	PASSED
Antenna Requirements	FCC Part 15: 15.203 ANSI C63.4-2009	PASSED
N/A is an abbreviation for Not Applicable.		

6.0 Power Line Conducted Emission Test

6.1. Test Equipment

Conducted Disturbance					
Item	Test Equipment	Manufacturer	Model No.	Serial No.	Last Cal.
1	EMI Test Receiver	ROHDE & SCHWARZ	ESHS10	842884/012	2012/11
2	Artificial Mains	ROHDE & SCHWARZ	ESH3-Z5	832479/025	2012/11
3	Artificial Mains	ROHDE & SCHWARZ	ESH3-Z5	832479/026	2012/11
4	Pulse Limiter	ROHDE & SCHWARZ	ESHSZ2	100301	2012/11
5	EMI Test Software	EZ-EMC	Farad	N/A	N/A

6.2. Block Diagram of Test Setup



(EUT: Wifi+BT combo card)

6.3. Power Line Conducted Emission Test Limits

Standard: FCC Part 15 : 15.207, ANSI C63.4-2009

Frequency	Maximum RF Line Voltage	
	Quasi-Peak Level dB(μV)	Average Level dB(μV)
150kHz ~ 500kHz	66 ~ 56*	56 ~ 46*
500kHz ~ 5MHz	56	46
5MHz ~ 30MHz	60	50

Notes: 1. * Decreasing linearly with logarithm of frequency.
2. The lower limit shall apply at the transition frequencies.

6.4. Test Procedure

The XBOX Power connected to the power mains through a line impedance stabilization network (L.I.S.N.#2). This provides a 50 ohm coupling impedance for the EUT. Please refer the block diagram of the test setup and photographs. The other peripheral devices power cord connected to the power mains through a line impedance stabilization network (L.I.S.N.#1). Power on the PC and let it work normally, we use a keyboard test soft ware, let EUT working in test mode, then test it. Both sides of AC line are checked to find out the maximum conducted emission. In order to find the maximum emission levels, the relative positions of equipment and all of the interface cables shall be changed according to FCC Part 15C on Conducted Emission Test.

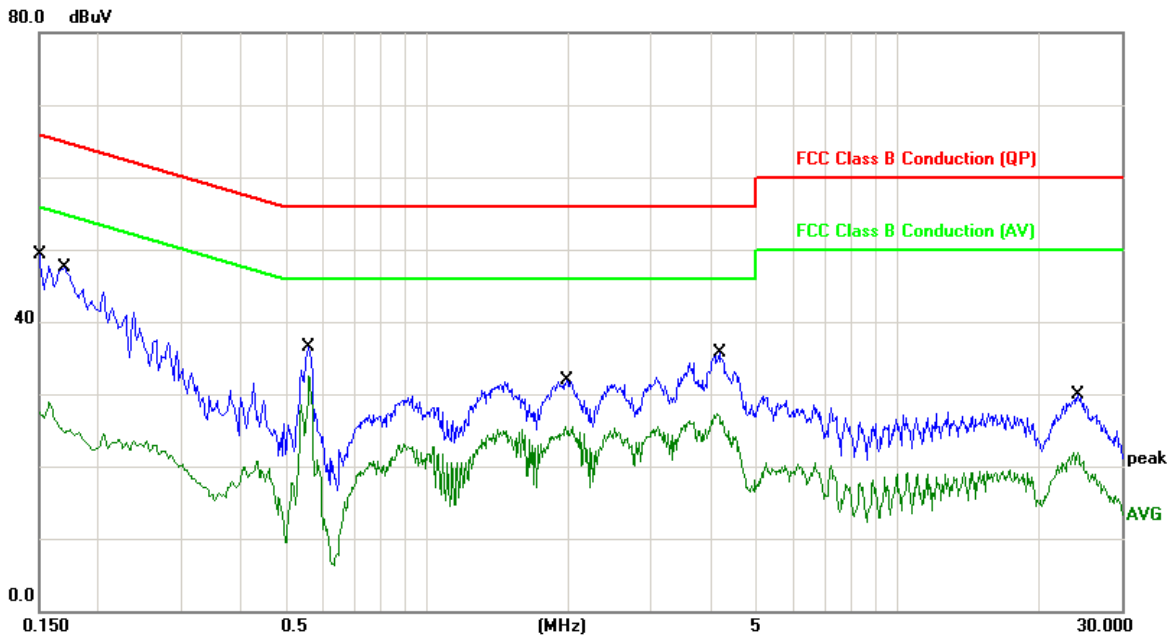
6.5. Power Line Conducted Emission Test Results

PASSED.

The frequency range from 150KHz~30MHz is investigated. Please see the following pages.

Test point:	L	Result:	<input checked="" type="checkbox"/> - passed
Frequency range:	0.15MHz~30MHz		<input type="checkbox"/> - not passed

EUT	Wifi+BT combo card
Operating Condition	TX
Test Condition	Ambient Temperature: 25°C Humidity: 56%
Test Date:	02~23 September 2013
Operator	Duke
MODEL NO	WLU6300B(T-RoHS)



No.	Frequency (MHz)	Factor (dB)	Reading (dBuV)	Level (dBuV/m)	Limit (dBuV/m)	Margin (dB)	Det.
1	0.1500	9.78	30.03	39.81	66.00	-26.19	QP
2	0.1500	9.78	17.16	26.94	56.00	-29.06	AVG
3	0.1700	9.78	29.73	39.51	64.96	-25.45	QP
4	0.1700	9.78	14.91	24.69	54.96	-30.27	AVG
5	0.5620	9.84	24.33	34.17	56.00	-21.83	QP
6	0.5620	9.84	22.95	32.79	46.00	-13.21	AVG
7	1.9860	9.86	18.10	27.96	56.00	-28.04	QP
8	1.9860	9.86	13.78	23.64	46.00	-22.36	AVG
9	4.1900	9.91	20.83	30.74	56.00	-25.26	QP
10	4.1900	9.91	14.68	24.59	46.00	-21.41	AVG
11	24.2540	10.04	14.32	24.36	60.00	-35.64	QP
12	24.2540	10.04	9.33	19.37	50.00	-30.63	AVG

Remark: Other frequency mini margin all >6 dB of Limit

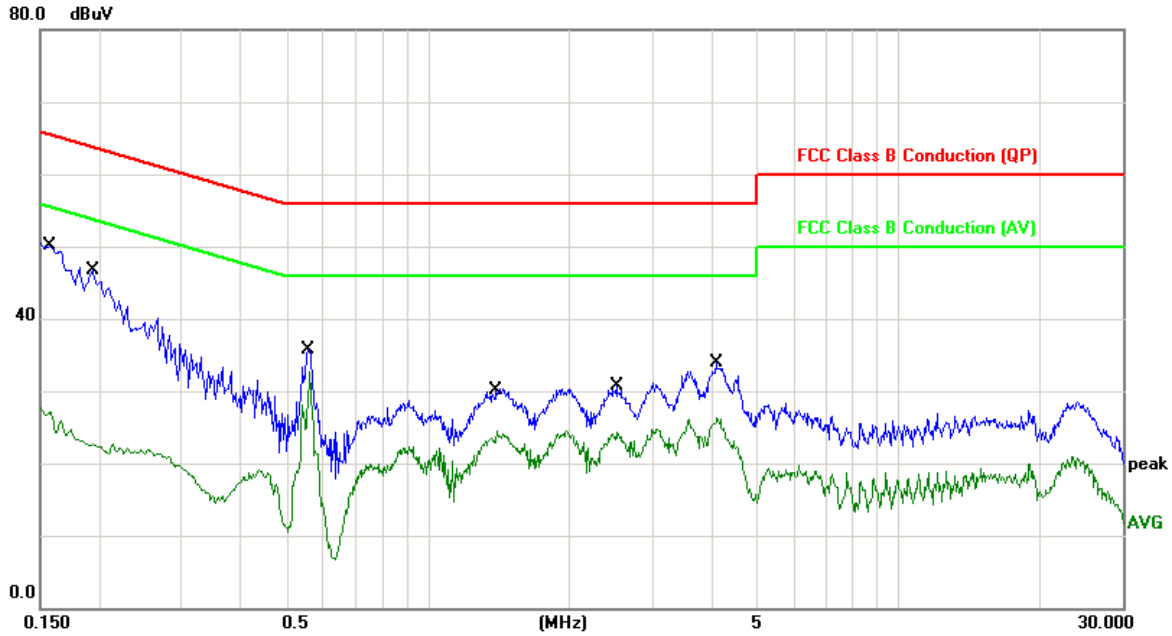
Copyright of this report is owned by Centre of Testing Service and may not be reproduced other than in full except with the written approval of the issuing Company.

CENTRE OF TESTING SERVICE CO., LTD.

A101, No.65, Zhuji Highway, Tianhe District, Guangzhou, China
 Tel: +86-20-85543113 (32 lines) Fax: +86-20-38780406
 Complaint line: +86-20-85533471 E-mail: cts@cts-lab.com.cn

See Reverse For Terms And Conditions of Service

Test point:	N	Result:	■ - passed
Frequency range:	0.15MHz~30MHz		□ - not passed



No.	Frequency (MHz)	Factor (dB)	Reading (dBuV)	Level (dBuV/m)	Limit (dBuV/m)	Margin (dB)	Det.
1	0.1580	9.78	29.84	39.62	65.57	-25.95	QP
2	0.1580	9.78	14.91	24.69	55.57	-30.88	AVG
3	0.1940	9.78	24.05	33.83	63.86	-30.03	QP
4	0.1940	9.78	11.39	21.17	53.86	-32.69	AVG
5	0.5580	9.84	22.77	32.61	56.00	-23.39	QP
6	0.5580	9.84	19.88	29.72	46.00	-16.28	AVG
7	1.3980	9.84	15.89	25.73	56.00	-30.27	QP
8	1.3980	9.84	11.77	21.61	46.00	-24.39	AVG
9	2.5140	9.88	16.32	26.20	56.00	-29.80	QP
10	2.5140	9.88	12.18	22.06	46.00	-23.94	AVG
11	4.0940	9.91	17.97	27.88	56.00	-28.12	QP
12	4.0940	9.91	12.75	22.66	46.00	-23.34	AVG

Remark: Other frequency mini margin all >6 dB of Limit

Note: Level=Reading+Factor. Margin= Level-Limit

7.0 6 dB BANDWIDTH MEASUREMENT

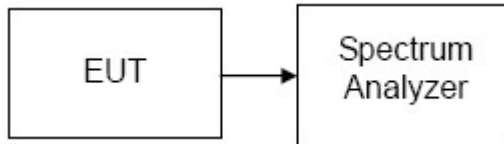
7.1 LIMITS

According to §15.247(a)(2), systems using digital modulation techniques may operate in the 902 - 928 MHz, 2400 - 2483.5 MHz, and 5725 - 5850 MHz bands. The minimum 6 dB bandwidth shall be at least 500 kHz.

7.2 MEASUREMENT EQUIPMENT USED

20dB Bandwidth					
Item	Test Equipment	Manufacturer	Model No.	Serial No.	Last Cal.
1	Signal analyzer	ROHDE & SCHWARZ	FSIQ26	100311	2013/03

7.3 TEST CONFIGURATION



7.4 TEST PROCEDURE

1. Place the EUT on the table and set it in the transmitting mode.
2. Remove the antenna from the EUT and then connect a low loss RF cable from the antenna port to the spectrum analyzer.
3. Set the spectrum analyzer as RBW = 100kHz, VBW = 300kHz, Span = 1.5 times of bandwidth, Sweep = auto.
4. Mark the peak frequency and -6dB (upper and lower) frequency.
5. Repeat until all the rest channels are investigated

7.5 TEST RESULTS



Modulation Standard	Channel	Frequency (MHz)	Bandwidth (MHz)	Limit (KHz)	Result
802.11b	Low	2412	10.10	>500	PASSED
	Middle	2437	10.10		PASSED
	High	2462	10.10		PASSED
802.11g	Low	2412	16.45	>500	PASSED
	Middle	2437	16.40		PASSED
	High	2462	16.45		PASSED
802.11n(20)	Low	2412	17.50	>500	PASSED
	Middle	2437	17.65		PASSED
	High	2462	17.65		PASSED
802.11n(40)	Low	2422	36.30	>500	PASSED
	Middle	2437	36.50		PASSED
	High	2452	36.40		PASSED
Remark: The Bandwidth is Delta 2 of following the graph. And the Delta 2 is Marker 2 subtract Marker 1.					

Copyright of this report is owned by Centre of Testing Service and may not be reproduced other than in full except with the written approval of the issuing Company.

CENTRE OF TESTING SERVICE CO., LTD.

A101, No.65, Zhuji Highway, Tianhe District, Guangzhou, China

Tel: +86-20-85543113 (32 lines)

Fax: +86-20-38780406

Complaint line: +86-20-85533471

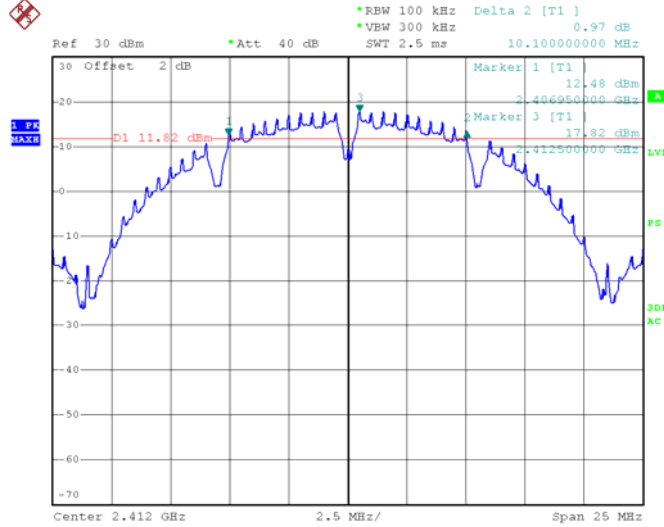
E-mail: cts@cts-lab.com.cn

See Reverse For Terms And Conditions of Service

Test Plot

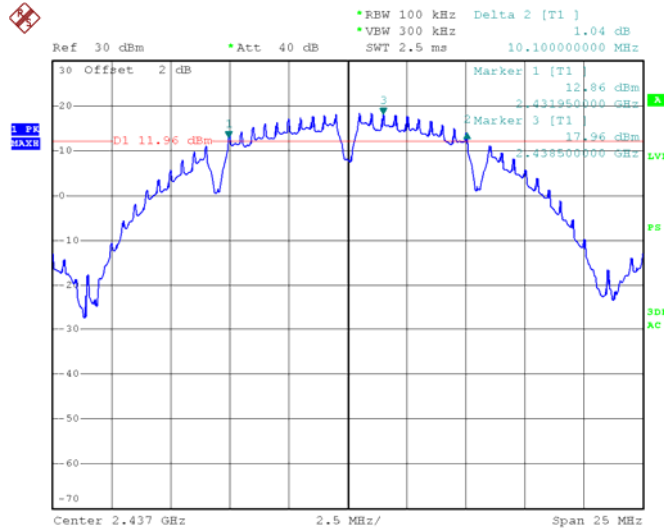
Modulation Standard: 802.11b

6dB Bandwidth(CH Low)



Date: 26.SEP.2013 15:00:48

6dB Bandwidth(CH Middle)



Date: 26.SEP.2013 15:04:31

Copyright of this report is owned by Centre of Testing Service and may not be reproduced other than in full except with the written approval of the issuing Company.

CENTRE OF TESTING SERVICE CO., LTD.

A101, No.65, Zhuji Highway, Tianhe District, Guangzhou, China

Tel: +86-20-85543113 (32 lines)

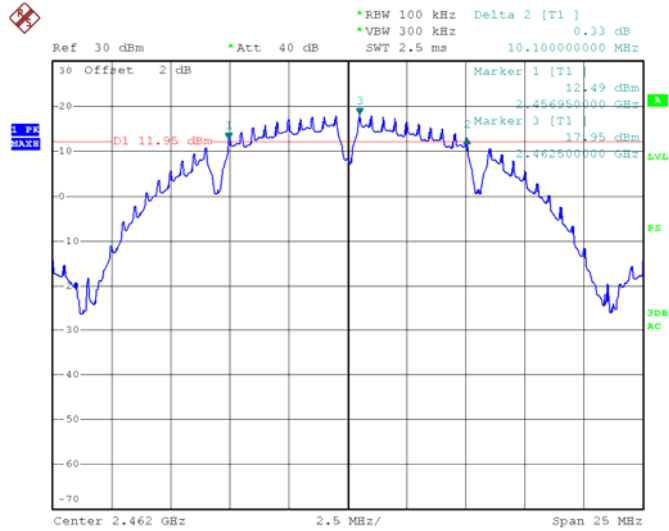
Fax: +86-20-38780406

Complaint line: +86-20-85533471

E-mail: cts@cts-lab.com.cn

See Reverse For Terms And Conditions of Service

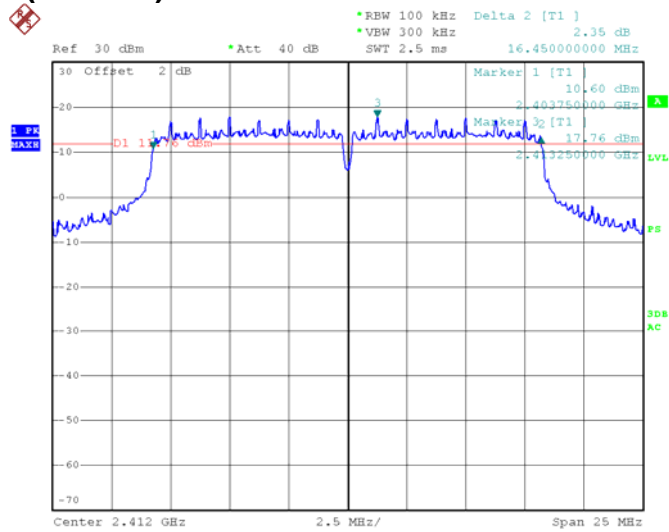
6dB Bandwidth(CH High)



Date: 26.SEP.2013 15:07:01

Modulation Standard: 802.11g

6dB Bandwidth(CH Low)



Date: 26.SEP.2013 14:56:10

Copyright of this report is owned by Centre of Testing Service and may not be reproduced other than in full except with the written approval of the issuing Company.

CENTRE OF TESTING SERVICE CO., LTD.

A101, No.65, Zhuji Highway, Tianhe District, Guangzhou, China

Tel: +86-20-85543113 (32 lines)

Fax: +86-20-38780406

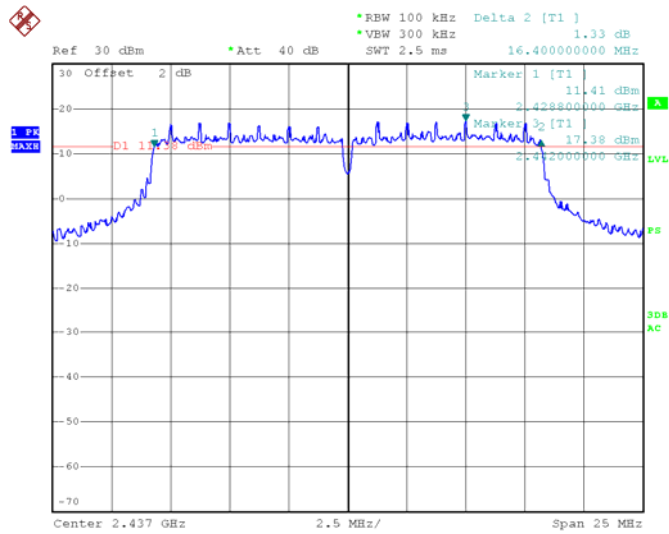
Complaint line: +86-20-85533471

E-mail: cts@cts-lab.com.cn

See Reverse For Terms And Conditions of Service

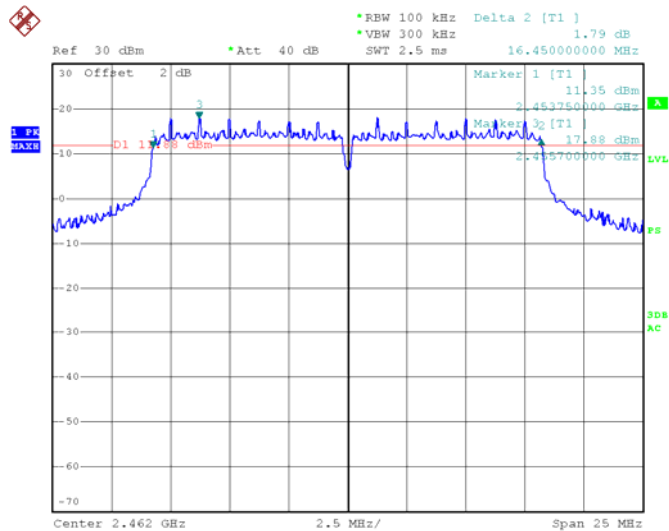


6dB Bandwidth(CH Middle)



Date: 26.SEP.2013 14:54:43

6dB Bandwidth(CH High)



Date: 26.SEP.2013 14:51:34

Copyright of this report is owned by Centre of Testing Service and may not be reproduced other than in full except with the written approval of the issuing Company.

CENTRE OF TESTING SERVICE CO., LTD.

A101, No.65, Zhuji Highway, Tianhe District, Guangzhou, China

Tel: +86-20-85543113 (32 lines)

Fax: +86-20-38780406

Complaint line: +86-20-85533471

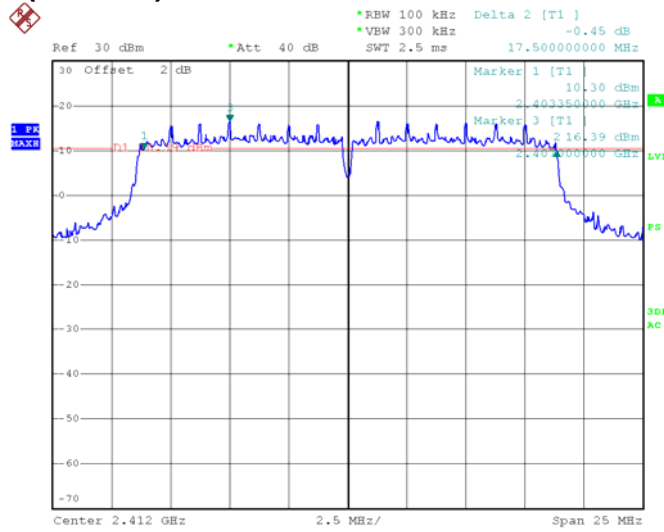
E-mail: cts@cts-lab.com.cn

See Reverse For Terms And Conditions of Service



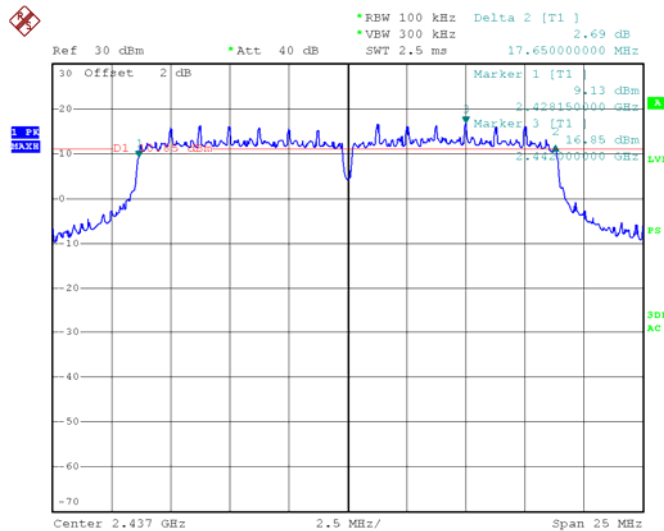
Modulation Standard: 802.11n(20)

6dB Bandwidth(CH Low)



Date: 26.SEP.2013 14:44:47

6dB Bandwidth(CH Middle)



Date: 26.SEP.2013 14:46:20

Copyright of this report is owned by Centre of Testing Service and may not be reproduced other than in full except with the written approval of the issuing Company.

CENTRE OF TESTING SERVICE CO., LTD.

A101, No.65, Zhuji Highway, Tianhe District, Guangzhou, China

Tel: +86-20-85543113 (32 lines)

Fax: +86-20-38780406

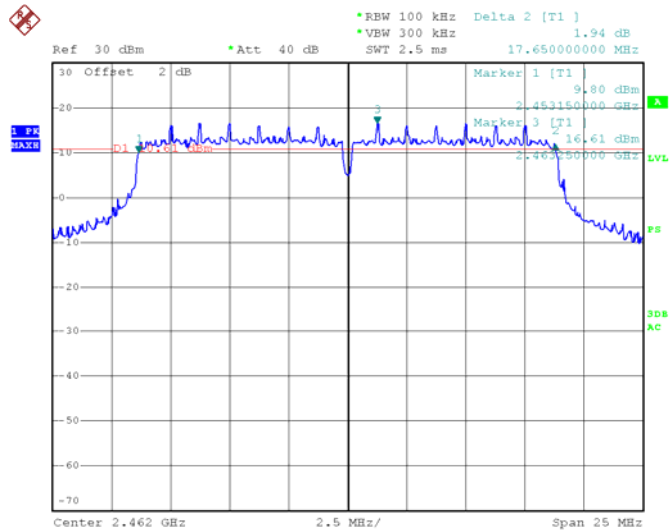
Complaint line: +86-20-85533471

E-mail: cts@cts-lab.com.cn

See Reverse For Terms And Conditions of Service



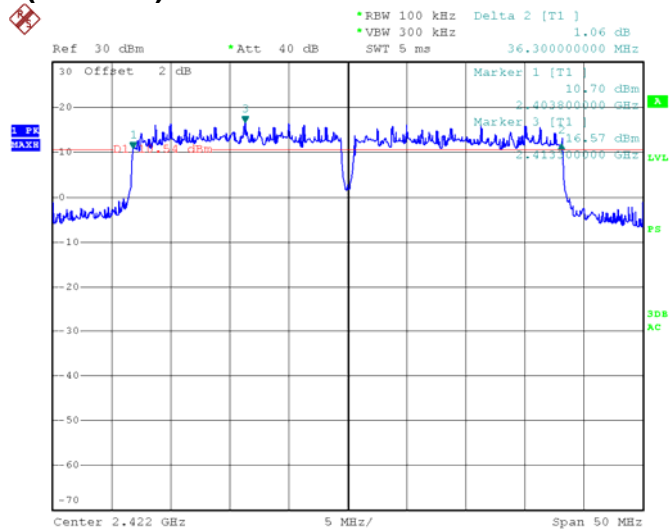
6dB Bandwidth(CH High)



Date: 26.SEP.2013 14:48:51

Modulation Standard: 802.11n(40)

6dB Bandwidth(CH Low)



Date: 26.SEP.2013 14:41:45

Copyright of this report is owned by Centre of Testing Service and may not be reproduced other than in full except with the written approval of the issuing Company.

CENTRE OF TESTING SERVICE CO., LTD.

A101, No.65, Zhuji Highway, Tianhe District, Guangzhou, China

Tel: +86-20-85543113 (32 lines)

Fax: +86-20-38780406

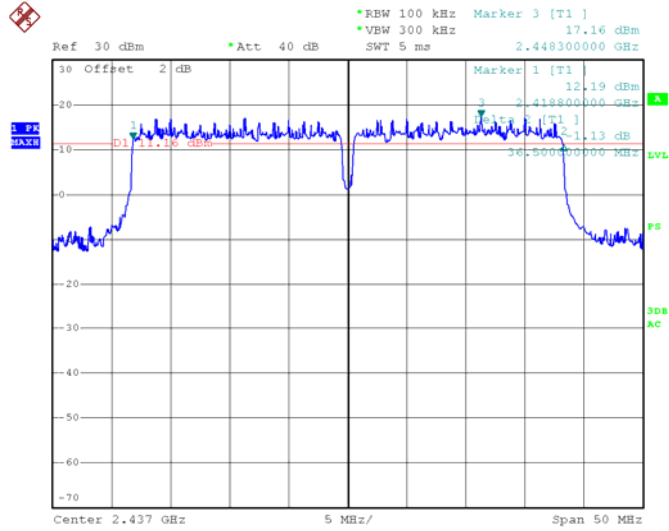
Complaint line: +86-20-85533471

E-mail: cts@cts-lab.com.cn

See Reverse For Terms And Conditions of Service

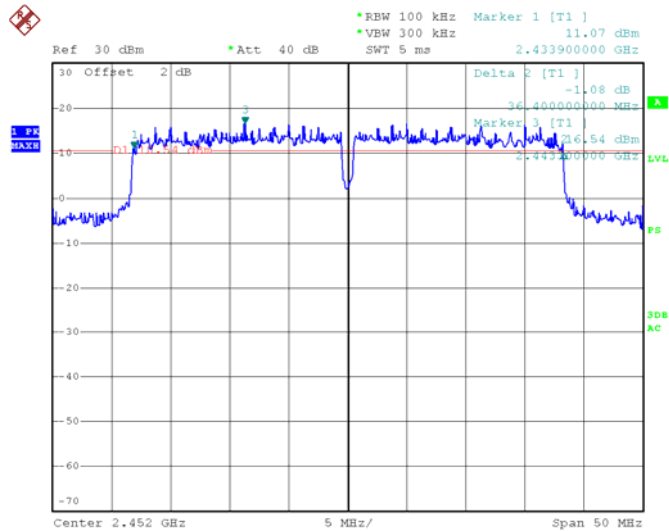


6dB Bandwidth(CH Middle)



Date: 26.SEP.2013 14:35:02

6dB Bandwidth(CH High)



Date: 26.SEP.2013 14:39:44

Copyright of this report is owned by Centre of Testing Service and may not be reproduced other than in full except with the written approval of the issuing Company.

CENTRE OF TESTING SERVICE CO., LTD.

A101, No.65, Zhuji Highway, Tianhe District, Guangzhou, China

Tel: +86-20-85543113 (32 lines)

Fax: +86-20-38780406

Complaint line: +86-20-85533471

E-mail: cts@cts-lab.com.cn

See Reverse For Terms And Conditions of Service

8.0 PEAK POWER

8.1 LIMIT

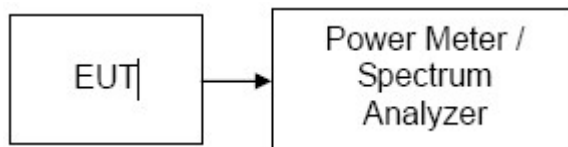
The maximum peak output power of the intentional radiator shall not exceed the following:

1. According to §15.247(b)(3), for systems using digital modulation in the bands of 902-928 MHz, 2400-2483.5 MHz, and 5725-5850 MHz: 1 Watt.
2. According to §15.247(b)(4), the conducted output power limit specified in paragraph (b) of this section is based on the use of antennas with directional gains that do not exceed 6 dBi. Except as shown in paragraph (c) of this section, if transmitting antennas of directional gain greater than 6 dBi are used, the conducted output power from the intentional radiator shall be reduced below the stated values in paragraphs (b)(1), (b)(2), and (b)(3) of this section, as appropriate, by the amount in dB that the directional gain of the antenna exceeds 6 dBi.

8.2 MEASUREMENT EQUIPMENT USED

Peak Power					
Item	Test Equipment	Manufacturer	Model No.	Serial No.	Last Cal.
1	Signal analyzer	ROHDE & SCHWARZ	FSIQ26	100311	2013/03
2	Power meter	ROHDE & SCHWARZ	NRVS	842856/049	2013/03

8.3 TEST CONDIGURATION



Copyright of this report is owned by Centre of Testing Service and may not be reproduced other than in full except with the written approval of the issuing Company.

CENTRE OF TESTING SERVICE CO., LTD.

A101, No.65, Zhuji Highway, Tianhe District, Guangzhou, China
 Tel: +86-20-85543113 (32 lines) Fax: +86-20-38780406
 Complaint line: +86-20-85533471 E-mail: cts@cts-lab.com.cn

See Reverse For Terms And Conditions of Service

8.4 TEST PROCEDURE

1. Set span to encompass the entire emission bandwidth (EBW) of the signal.
2. Set RBW = 1 MHz.
3. Set VBW \geq 3 MHz.
4. Use sample detector mode if bin width (i.e., span/number of points in spectrum display) $<$ 0.5 RBW. Otherwise use peak detector mode.
5. Use a video trigger with the trigger level set to enable triggering only on full power pulses. Transmitter must operate at full control power for entire sweep of every sweep. If the device transmits continuously, with no off intervals or reduced power intervals, the trigger may be set to "free run".
6. Trace average 100 traces in power averaging mode.
7. Compute power by integrating the spectrum across the 26 dB EBW of the signal. The integration can be performed using the spectrum analyzer's band power measurement function with band limits set equal to the EBW band edges or by summing power levels in each 1 MHz band in linear power terms. The 1 MHz band power levels to be summed can be obtained by averaging, in linear power terms, power levels in each frequency bin across the 1 MHz.

8.5 TEST RESULTS

**Passed
Test Data**

Modulation Standard	Channel	Frequency (MHz)	Output Power (dBm)	Limit (dBm)	Result
802.11b:5.5Mbps (Worst Case)	Low	2412	19.19	30dBm	PASSED
	Middle	2437	19.09		PASSED
	High	2462	19.35		PASSED
802.11g:54Mbps (Worst Case)	Low	2412	19.91	30dBm	PASSED
	Middle	2437	21.27		PASSED
	High	2462	19.43		PASSED
802.11n(20):72.2Mbps (Worst Case)	Low	2412	18.43	30dBm	PASSED
	Middle	2437	19.78		PASSED
	High	2462	18.65		PASSED
802.11n(40):140Mbps (Worst Case)	Low	2422	17.96	30dBm	PASSED
	Middle	2437	17.32		PASSED
	High	2452	17.67		PASSED

Copyright of this report is owned by Centre of Testing Service and may not be reproduced other than in full except with the written approval of the issuing Company.

CENTRE OF TESTING SERVICE CO., LTD.

A101, No.65, Zhuji Highway, Tianhe District, Guangzhou, China

Tel: +86-20-85543113 (32 lines)

Fax: +86-20-38780406

Complaint line: +86-20-85533471

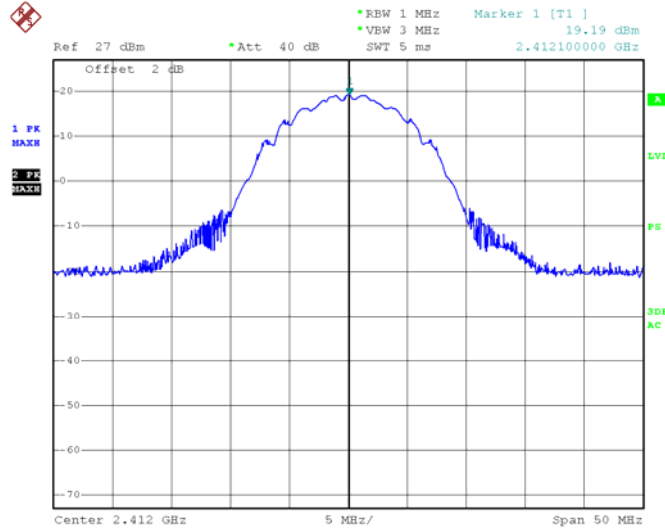
E-mail: cts@cts-lab.com.cn

See Reverse For Terms And Conditions of Service

Test Plot

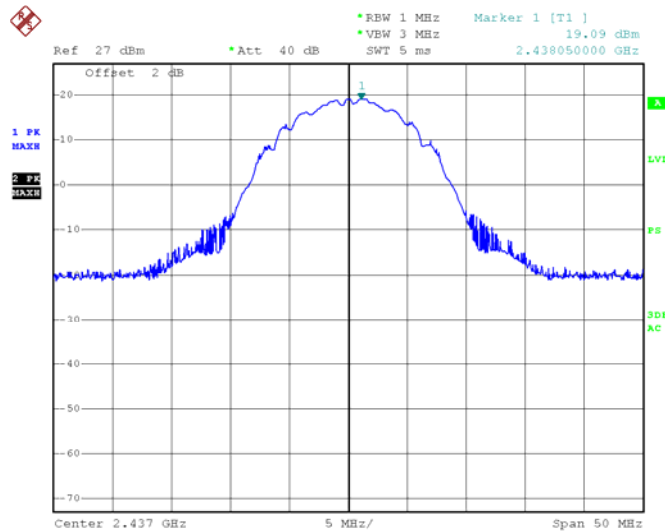
Modulation Standard: 802.11b

CH Low



Date: 14.SEP.2013 19:52:08

CH Middle



Date: 14.SEP.2013 19:51:12

Copyright of this report is owned by Centre of Testing Service and may not be reproduced other than in full except with the written approval of the issuing Company.

CENTRE OF TESTING SERVICE CO., LTD.

A101, No.65, Zhuji Highway, Tianhe District, Guangzhou, China

Tel: +86-20-85543113 (32 lines)

Fax: +86-20-38780406

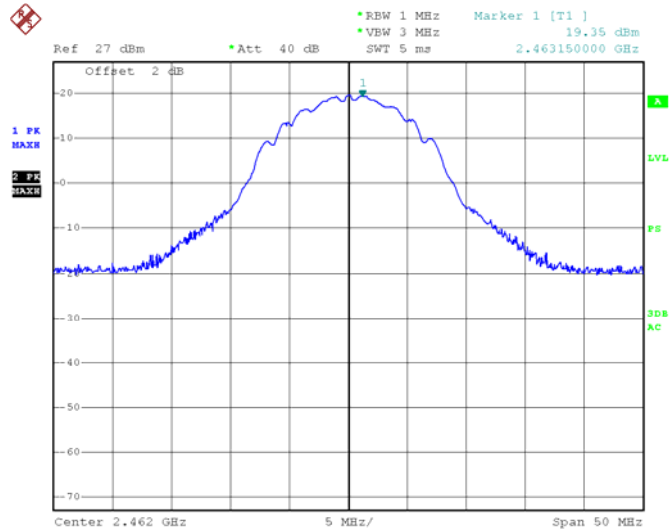
Complaint line: +86-20-85533471

E-mail: cts@cts-lab.com.cn

See Reverse For Terms And Conditions of Service



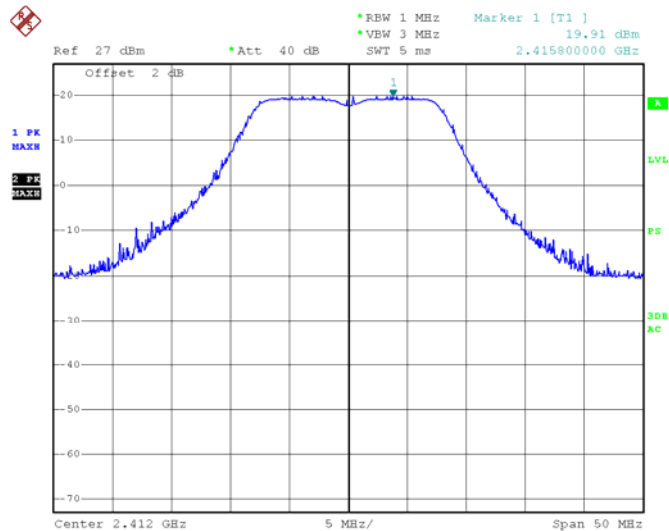
CH High



Date: 14.SEP.2013 19:50:24

Modulation Standard: 802.11g

CH Low



Date: 14.SEP.2013 19:56:58

Copyright of this report is owned by Centre of Testing Service and may not be reproduced other than in full except with the written approval of the issuing Company.

CENTRE OF TESTING SERVICE CO., LTD.

A101, No.65, Zhuji Highway, Tianhe District, Guangzhou, China

Tel: +86-20-85543113 (32 lines)

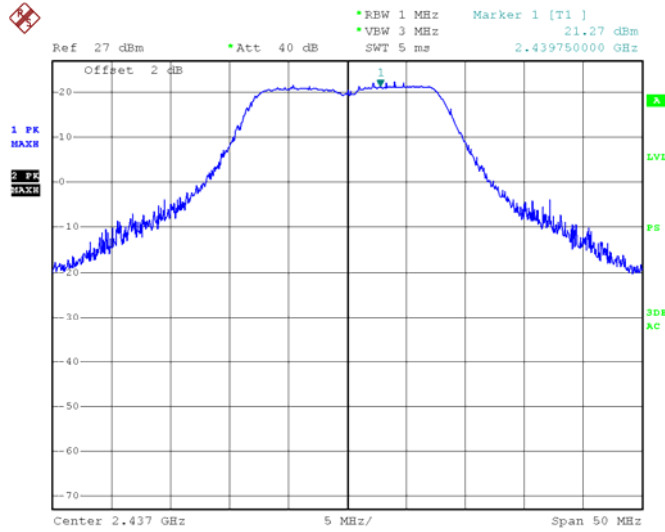
Fax: +86-20-38780406

Complaint line: +86-20-85533471

E-mail: cts@cts-lab.com.cn

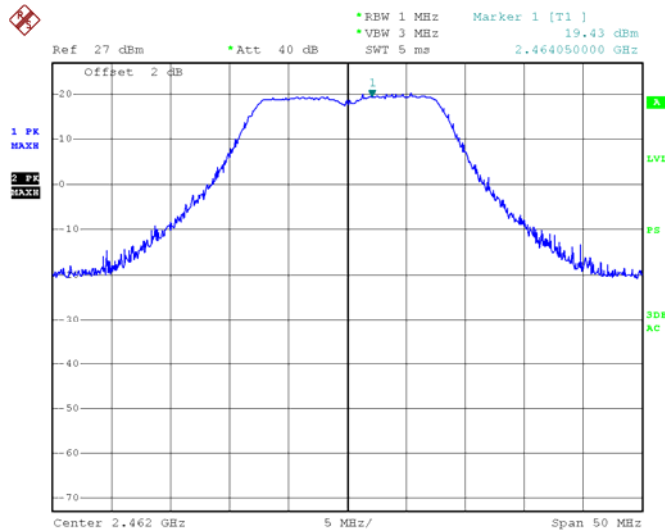
See Reverse For Terms And Conditions of Service

CH Middle



Date: 14.SEP.2013 19:55:21

CH High



Date: 14.SEP.2013 19:58:30

Copyright of this report is owned by Centre of Testing Service and may not be reproduced other than in full except with the written approval of the issuing Company.

CENTRE OF TESTING SERVICE CO., LTD.

A101, No.65, Zhuji Highway, Tianhe District, Guangzhou, China

Tel: +86-20-85543113 (32 lines)

Fax: +86-20-38780406

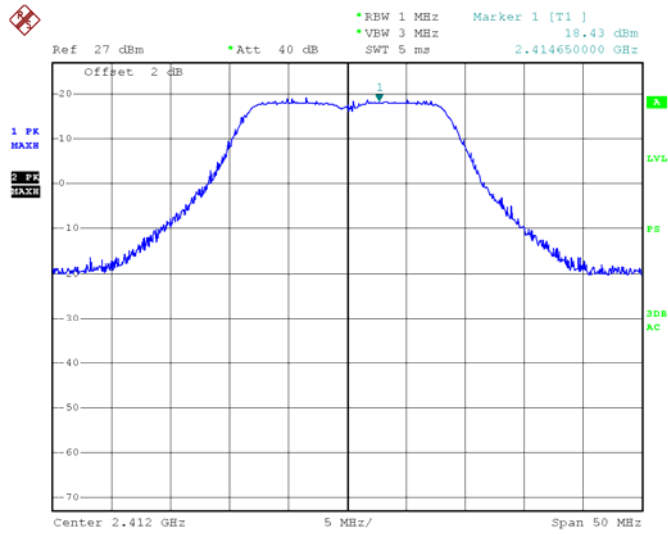
Complaint line: +86-20-85533471

E-mail: cts@cts-lab.com.cn

See Reverse For Terms And Conditions of Service

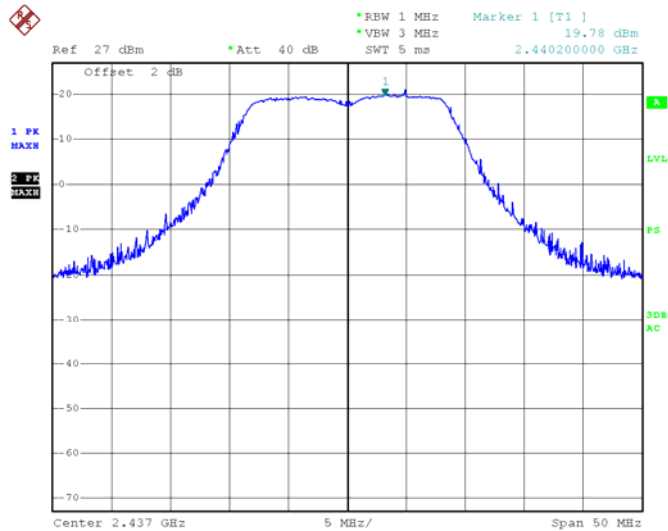


Modulation Standard: 802.11n(20) CH Low



Date: 14.SEP.2013 20:00:33

CH Middle



Date: 14.SEP.2013 20:01:58

Copyright of this report is owned by Centre of Testing Service and may not be reproduced other than in full except with the written approval of the issuing Company.

CENTRE OF TESTING SERVICE CO., LTD.

A101, No.65, Zhuji Highway, Tianhe District, Guangzhou, China

Tel: +86-20-85543113 (32 lines)

Fax: +86-20-38780406

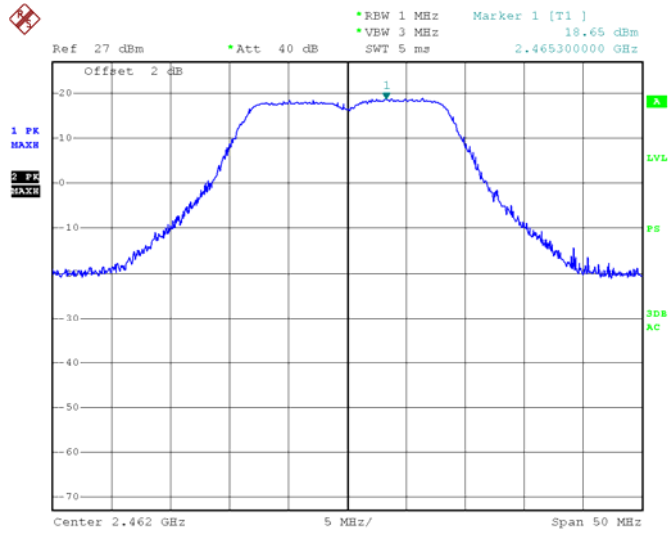
Complaint line: +86-20-85533471

E-mail: cts@cts-lab.com.cn

See Reverse For Terms And Conditions of Service



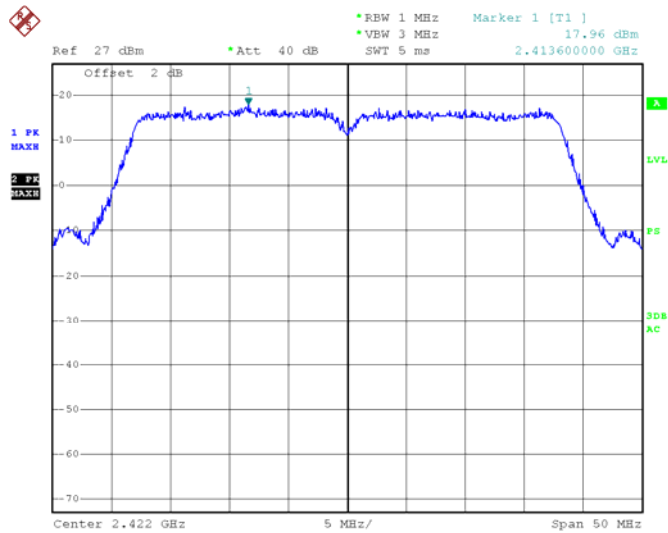
CH High



Date: 14.SEP.2013 20:03:07

Modulation Standard: 802.11n(40)

CH Low



Date: 14.SEP.2013 20:04:35

Copyright of this report is owned by Centre of Testing Service and may not be reproduced other than in full except with the written approval of the issuing Company.

CENTRE OF TESTING SERVICE CO., LTD.

A101, No.65, Zhuji Highway, Tianhe District, Guangzhou, China

Tel: +86-20-85543113 (32 lines)

Fax: +86-20-38780406

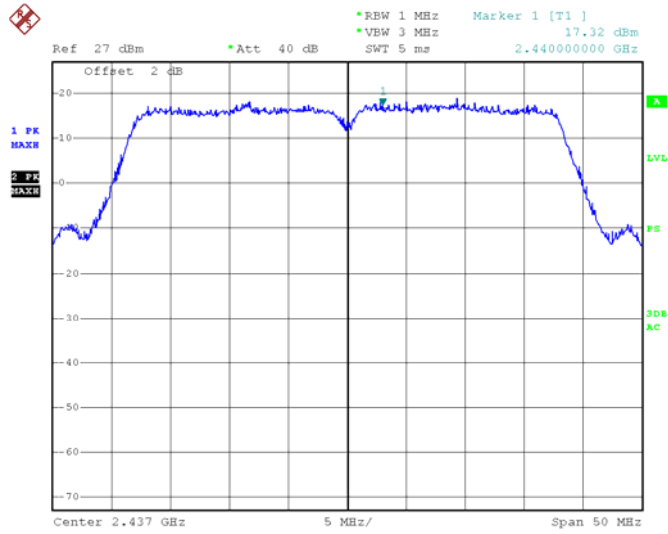
Complaint line: +86-20-85533471

E-mail: cts@cts-lab.com.cn

See Reverse For Terms And Conditions of Service

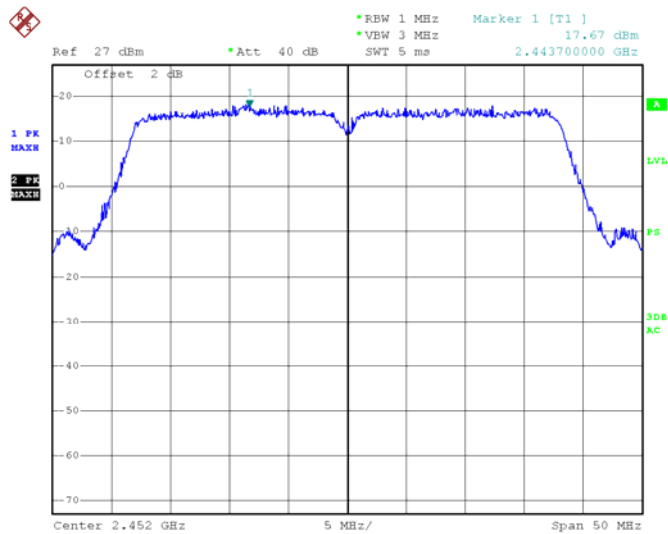


CH Middle



Date: 14.SEP.2013 20:07:35

CH High



Date: 14.SEP.2013 20:08:58

Copyright of this report is owned by Centre of Testing Service and may not be reproduced other than in full except with the written approval of the issuing Company.

CENTRE OF TESTING SERVICE CO., LTD.

A101, No.65, Zhuji Highway, Tianhe District, Guangzhou, China

Tel: +86-20-85543113 (32 lines)

Fax: +86-20-38780406

Complaint line: +86-20-85533471

E-mail: cts@cts-lab.com.cn

See Reverse For Terms And Conditions of Service

9.0 PEAK POWER SPECTRAL DENSITY

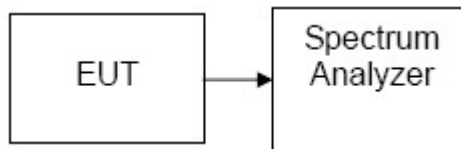
9.1 LIMIT

1. For direct sequence systems, the peak power spectral density conducted from the intentional radiator to the antenna shall not be greater than 8dBm in any 3kHz band during any time interval of continuous transmission.
2. The direct sequence operating of the hybrid system, with the frequency hopping operation turned off, shall comply with the power density requirements of paragraph (d) of this section

9.2 MEASUREMENT EQUIPMENT USED

Peak Power Spectral Density					
Item	Test Equipment	Manufacturer	Model No.	Serial No.	Last Cal.
1	Signal analyzer	ROHDE & SCHWARZ	FSIQ26	100311	2013/03

9.3 TEST CONFIGURATION



9.4 TEST PROCEDURE

1. Place the EUT on the table and set it in transmitting mode.
2. Remove the antenna from the EUT and then connect a low loss RF cable from the antenna port to the spectrum analyzer.
3. Set the spectrum analyzer as RBW = 100kHz, VBW = 300kHz, Span = 1.5 times the bandwidth, Sweep=Auto couple
4. Record the max. reading.
5. Repeat the above procedure until the measurements for all frequencies are completed.

9.5 TEST RESULTS

Copyright of this report is owned by Centre of Testing Service and may not be reproduced other than in full except with the written approval of the issuing Company.

CENTRE OF TESTING SERVICE CO., LTD.

A101, No.65, Zhuji Highway, Tianhe District, Guangzhou, China

Tel: +86-20-85543113 (32 lines)

Fax: +86-20-38780406

Complaint line: +86-20-85533471

E-mail: cts@cts-lab.com.cn

See Reverse For Terms And Conditions of Service

Modulation Standard	Channel	Frequency (MHz)	PPSD (dBm)	Limit (dBm)	Result
802.11b	Low	2412	5.23	8	PASSED
	Middle	2437	5.12		PASSED
	High	2462	5.55		PASSED
802.11g	Low	2412	4.15	8	PASSED
	Middle	2437	4.65		PASSED
	High	2462	4.33		PASSED
802.11n(20)	Low	2412	2.51	8	PASSED
	Middle	2437	2.73		PASSED
	High	2462	2.72		PASSED
802.11n(40)	Low	2422	0.27	8	PASSED
	Middle	2437	0.53		PASSED
	High	2452	0.53		PASSED

Copyright of this report is owned by Centre of Testing Service and may not be reproduced other than in full except with the written approval of the issuing Company.

CENTRE OF TESTING SERVICE CO., LTD.

A101, No.65, Zhuji Highway, Tianhe District, Guangzhou, China

Tel: +86-20-85543113 (32 lines)

Fax: +86-20-38780406

Complaint line: +86-20-85533471

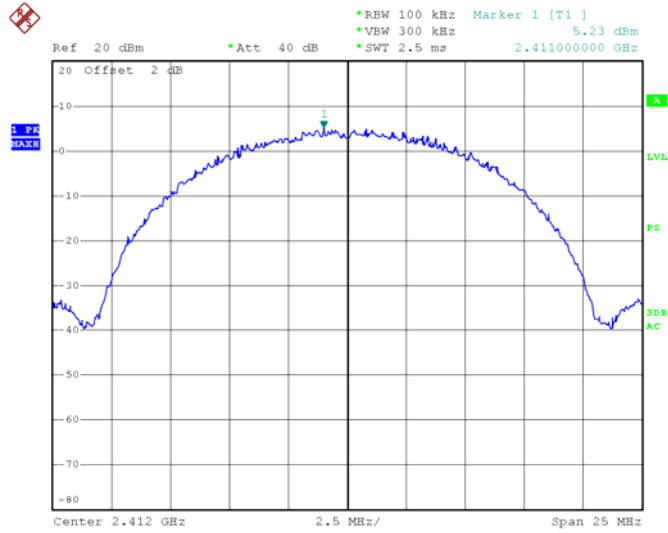
E-mail: cts@cts-lab.com.cn

See Reverse For Terms And Conditions of Service

Test Plot

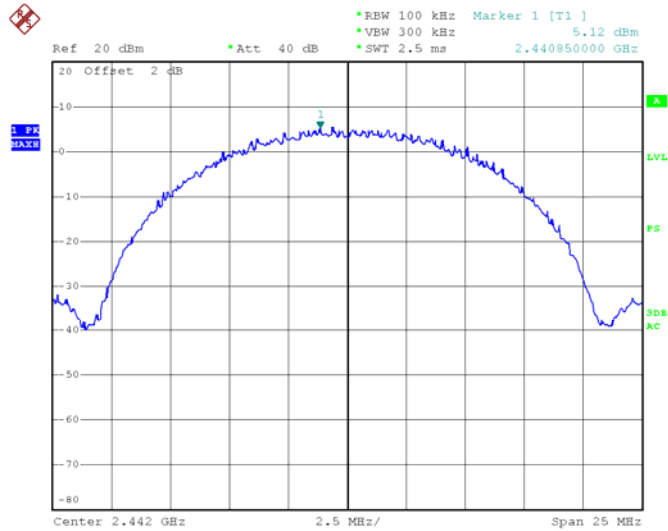
Modulation Standard: 802.11b

CH Low



Date: 4.DEC.2013 16:24:40

CH Middle



Date: 4.DEC.2013 16:23:37

Copyright of this report is owned by Centre of Testing Service and may not be reproduced other than in full except with the written approval of the issuing Company.

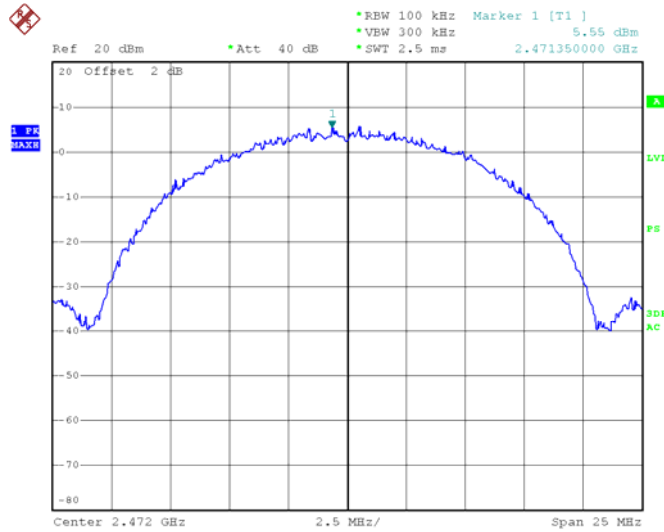
CENTRE OF TESTING SERVICE CO., LTD.

A101, No.65, Zhuji Highway, Tianhe District, Guangzhou, China
Tel: +86-20-85543113 (32 lines) Fax: +86-20-38780406
Complaint line: +86-20-85533471 E-mail: cts@cts-lab.com.cn

See Reverse For Terms And Conditions of Service



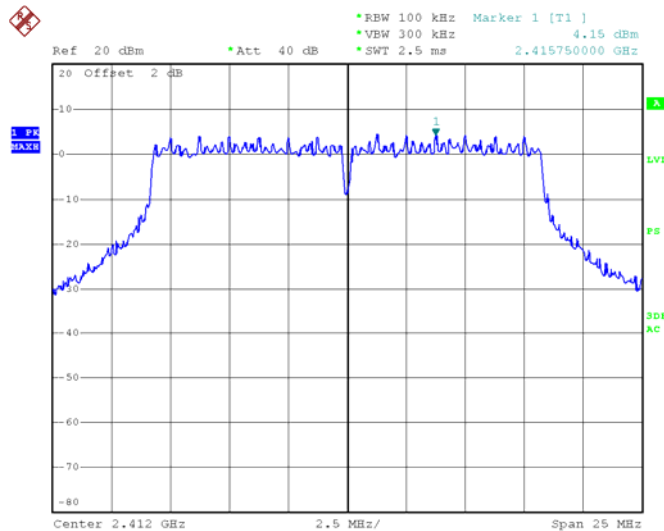
CH High



Date: 4.DEC.2013 16:22:40

Modulation Standard: 802.11g

CH Low



Date: 4.DEC.2013 16:19:57

Copyright of this report is owned by Centre of Testing Service and may not be reproduced other than in full except with the written approval of the issuing Company.

CENTRE OF TESTING SERVICE CO., LTD.

A101, No.65, Zhuji Highway, Tianhe District, Guangzhou, China

Tel: +86-20-85543113 (32 lines)

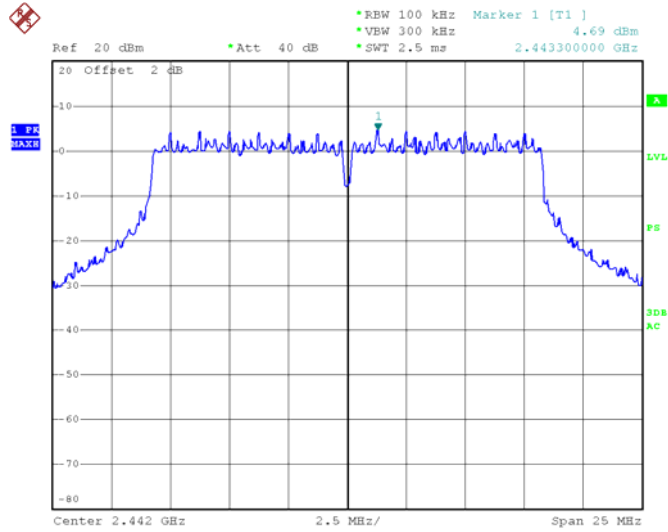
Fax: +86-20-38780406

Complaint line: +86-20-85533471

E-mail: cts@cts-lab.com.cn

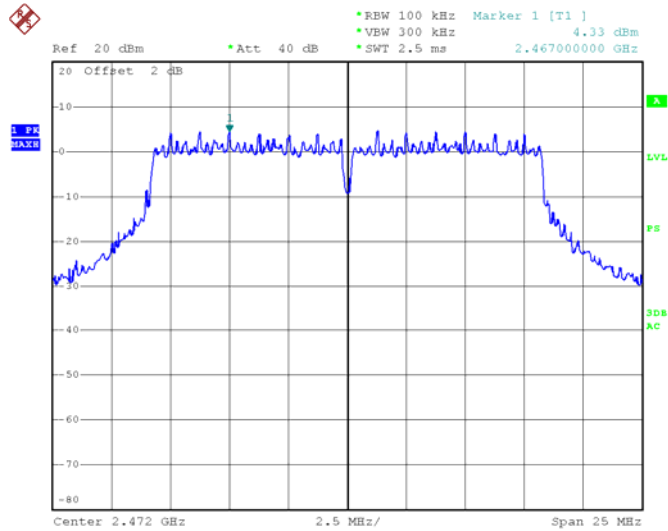
See Reverse For Terms And Conditions of Service

CH Middle



Date: 4.DEC.2013 16:20:36

CH High



Date: 4.DEC.2013 16:21:10

Copyright of this report is owned by Centre of Testing Service and may not be reproduced other than in full except with the written approval of the issuing Company.

CENTRE OF TESTING SERVICE CO., LTD.

A101, No.65, Zhuji Highway, Tianhe District, Guangzhou, China

Tel: +86-20-85543113 (32 lines)

Fax: +86-20-38780406

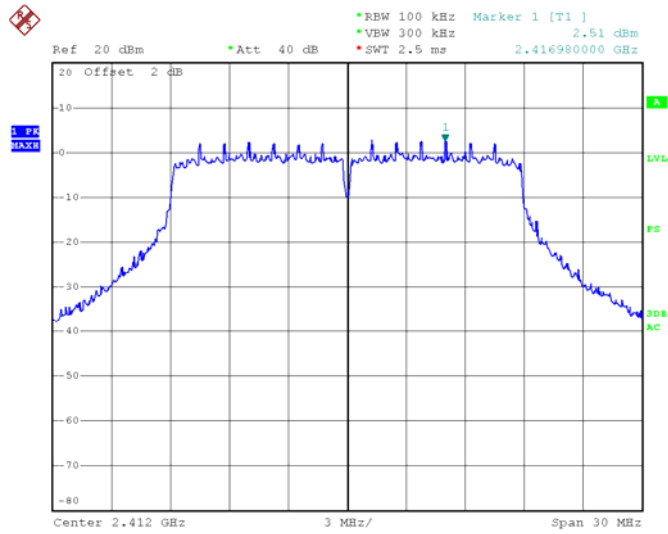
Complaint line: +86-20-85533471

E-mail: cts@cts-lab.com.cn

See Reverse For Terms And Conditions of Service

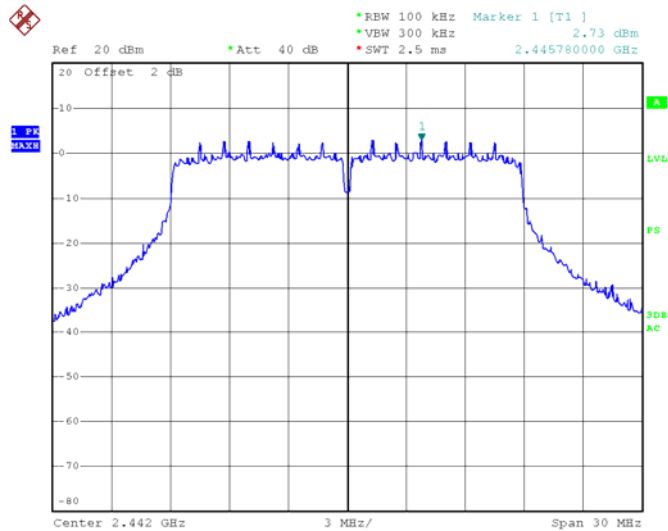
Modulation Standard: 802.11n(20)

CH Low



Date: 4.DEC.2013 16:31:33

CH Middle



Date: 4.DEC.2013 16:32:42

Copyright of this report is owned by Centre of Testing Service and may not be reproduced other than in full except with the written approval of the issuing Company.

CENTRE OF TESTING SERVICE CO., LTD.

A101, No.65, Zhuji Highway, Tianhe District, Guangzhou, China

Tel: +86-20-85543113 (32 lines)

Fax: +86-20-38780406

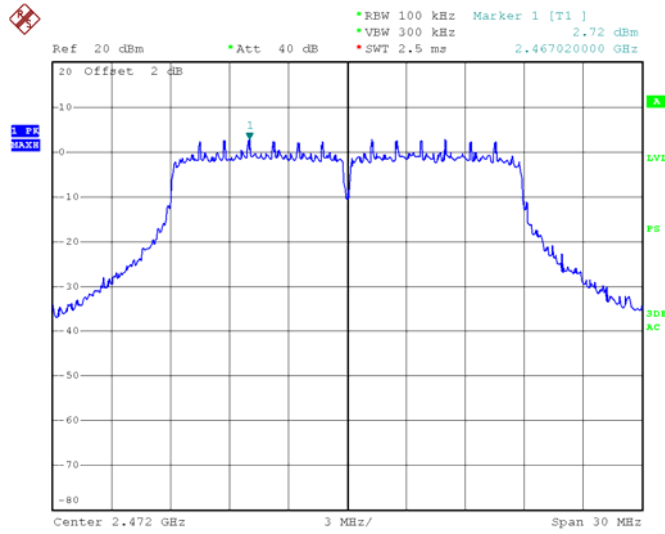
Complaint line: +86-20-85533471

E-mail: cts@cts-lab.com.cn

See Reverse For Terms And Conditions of Service



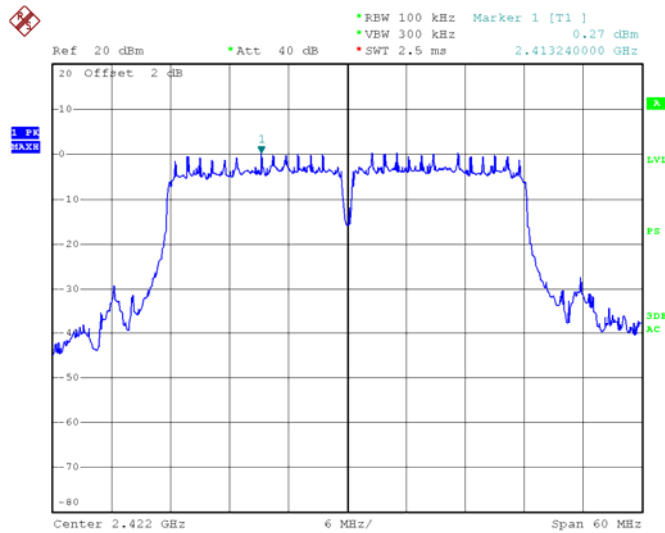
CH High



Date: 4.DEC.2013 16:33:23

Modulation Standard: 802.11n(40)

CH Low



Date: 4.DEC.2013 16:28:46

Copyright of this report is owned by Centre of Testing Service and may not be reproduced other than in full except with the written approval of the issuing Company.

CENTRE OF TESTING SERVICE CO., LTD.

A101, No.65, Zhuji Highway, Tianhe District, Guangzhou, China

Tel: +86-20-85543113 (32 lines)

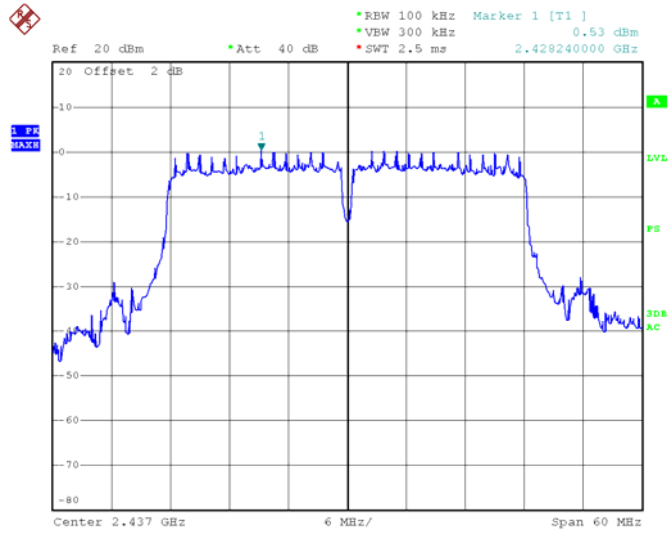
Fax: +86-20-38780406

Complaint line: +86-20-85533471

E-mail: cts@cts-lab.com.cn

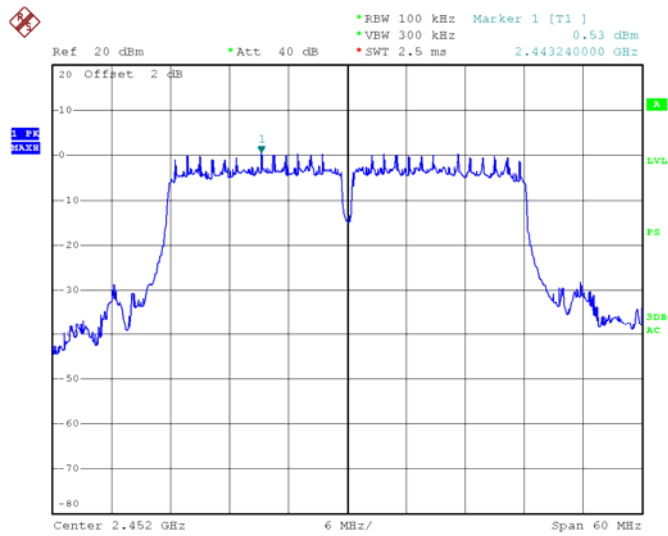
See Reverse For Terms And Conditions of Service

CH Middle



Date: 4.DEC.2013 16:29:33

CH High



Date: 4.DEC.2013 16:30:18

Copyright of this report is owned by Centre of Testing Service and may not be reproduced other than in full except with the written approval of the issuing Company.

CENTRE OF TESTING SERVICE CO., LTD.

A101, No.65, Zhuji Highway, Tianhe District, Guangzhou, China

Tel: +86-20-85543113 (32 lines)

Fax: +86-20-38780406

Complaint line: +86-20-85533471

E-mail: cts@cts-lab.com.cn

See Reverse For Terms And Conditions of Service

10.0 BAND EDGES MEASUREMENT

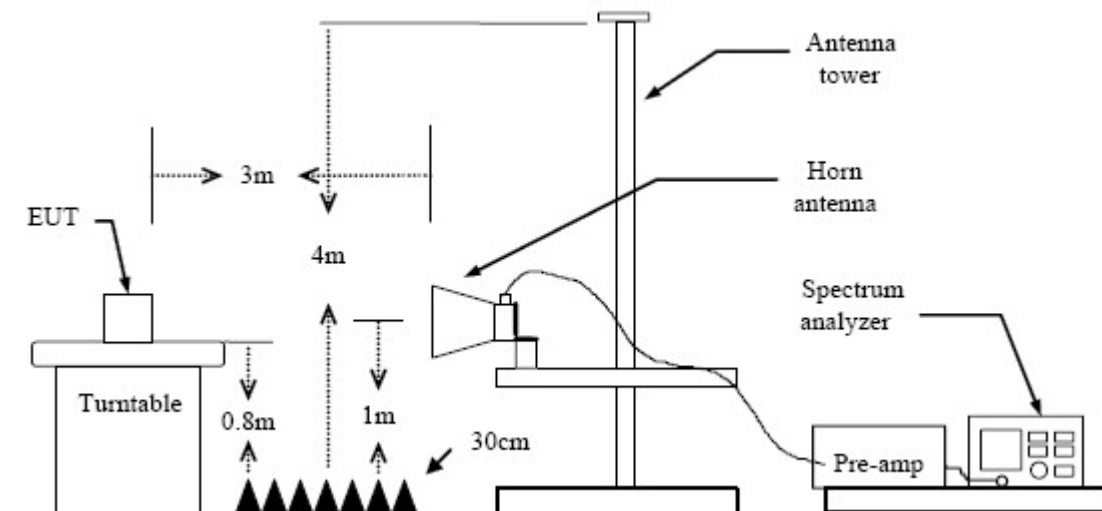
10.1 LIMIT

According to §15.247(d), in any 100 kHz bandwidth outside the frequency bands in which the spread spectrum intentional radiator is operating, the radio frequency power that is produced by the intentional radiator shall be at least 20 dB below that in the 100 kHz bandwidth within the band that contains the highest level of the desired power, based on either an RF conducted or a radiated measurement, provided the transmitter demonstrates compliance with the peak conducted power limits. In addition, radiated emissions which fall in the restricted bands, as defined in §15.205(a), must also comply with the radiated emission limits specified in 15.209(a) (see Section 15.205(c)).

10.2 MEASUREMENT EQUIPMENT USED

Radiated disturbance (electric field)					
Item	Test Equipment	Manufacturer	Model No.	Serial No.	Last Cal.
1	EMI Test Receiver	ROHDE & SCHWARZ	ESCI	100868	2012/11
2	Biconical Antenna	ROHDE & SCHWARZ	HK116	100221	2013/03
3	Log per Antenna	ROHDE & SCHWARZ	HL223	100226	2013/03
4	Log per Antenna	ROHDE & SCHWARZ	HL050	100186	2013/03
5	Signal analyzer	ROHDE & SCHWARZ	FSIQ26	100311	2013/03
6	Loop Antenna	A.R.A	PLA-1030/B	1030	2012/11
7	EMI Test Software	EZ-EMC	Farad	N/A	N/A

10.3 Test Configuration



Copyright of this report is owned by Centre of Testing Service and may not be reproduced other than in full except with the written approval of the issuing Company.

CENTRE OF TESTING SERVICE CO., LTD.

A101, No.65, Zhuji Highway, Tianhe District, Guangzhou, China

Tel: +86-20-85543113 (32 lines)

Fax: +86-20-38780406

Complaint line: +86-20-85533471

E-mail: cts@cts-lab.com.cn

See Reverse For Terms And Conditions of Service

10.4 TEST PROCEDURE

1. The EUT is placed on a turntable, which is 0.8m above the ground plane.
2. The turntable shall be rotated for 360 degrees to determine the position of maximum emission level.
3. EUT is set 3m away from the receiving antenna, which is varied from 1m to 4m to find out the highest emission.
4. Set the spectrum analyzer in the following setting in order to capture the lower and upper band-edges of the emission:
 - (a) PEAK: RBW=VBW=1MHz / Sweep=AUTO
 - (b) AVERAGE: RBW=1MHz / VBW=10Hz / Sweep=AUTO
5. Repeat the procedures until all the PEAK and AVERAGE versus POLARIZATION are measured.

10.5 TEST RESULTS

Refer to attach spectrum analyzer data chart.



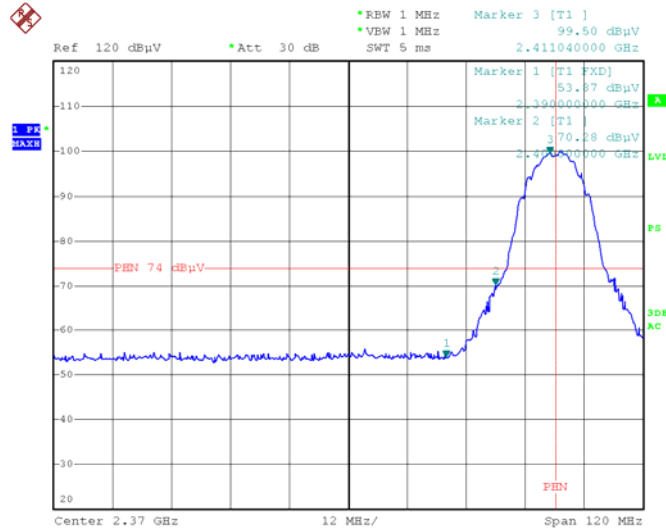
External antenna

Modulation Standard: 802.11b

Band Edges (CH-Low)

Detector mode: Peak

Polarity: Horizontal

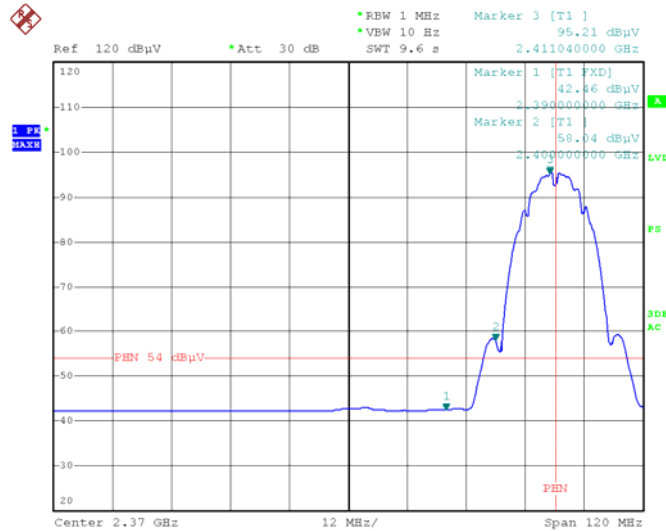


Date: 24.SEP.2013 18:56:46

Band Edges (CH-Low)

Detector mode: Average

Polarity: Horizontal



Date: 24.SEP.2013 18:58:14

Copyright of this report is owned by Centre of Testing Service and may not be reproduced other than in full except with the written approval of the issuing Company.

CENTRE OF TESTING SERVICE CO., LTD.

A101, No.65, Zhuji Highway, Tianhe District, Guangzhou, China

Tel: +86-20-85543113 (32 lines)

Fax: +86-20-38780406

Complaint line: +86-20-85533471

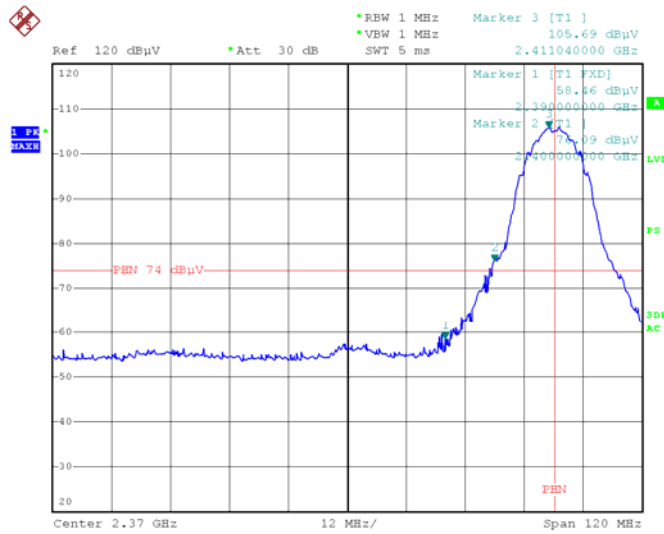
E-mail: cts@cts-lab.com.cn

See Reverse For Terms And Conditions of Service



Band Edges (CH-Low)
Detector mode: Peak

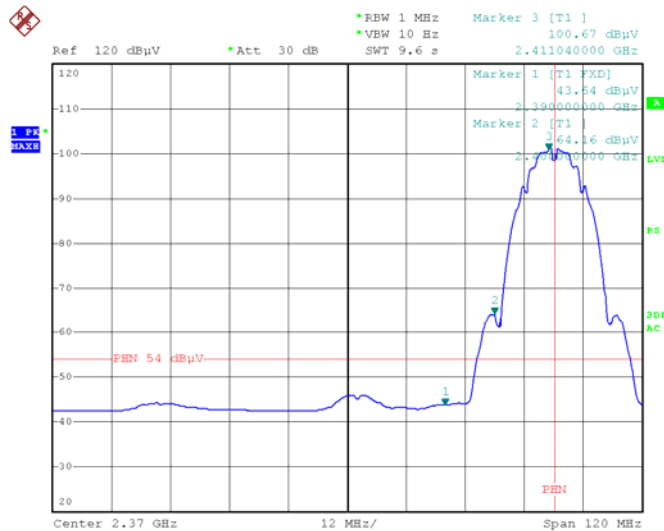
Polarity: Vertical



Date: 24.SEP.2013 18:53:22

Band Edges (CH-Low)
Detector mode: Average

Polarity: Vertical



Date: 24.SEP.2013 18:54:52

Copyright of this report is owned by Centre of Testing Service and may not be reproduced other than in full except with the written approval of the issuing Company.

CENTRE OF TESTING SERVICE CO., LTD.

A101, No.65, Zhuji Highway, Tianhe District, Guangzhou, China

Tel: +86-20-85543113 (32 lines)

Fax: +86-20-38780406

Complaint line: +86-20-85533471

E-mail: cts@cts-lab.com.cn

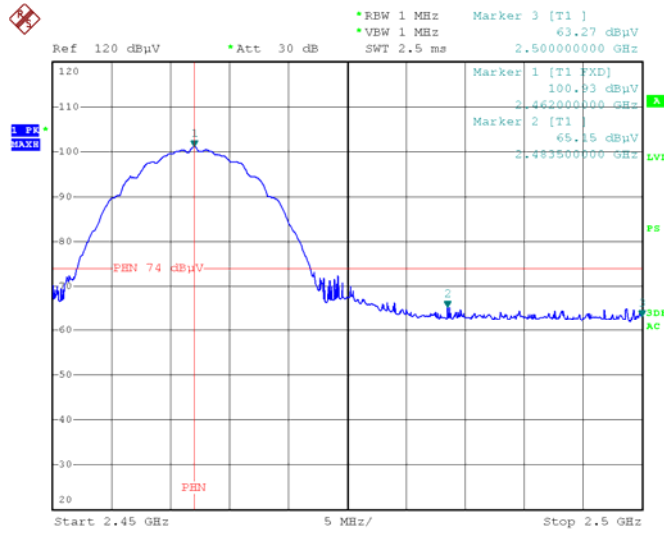
See Reverse For Terms And Conditions of Service



Band Edges (CH-High)

Detector mode: Peak

Polarity: Horizontal

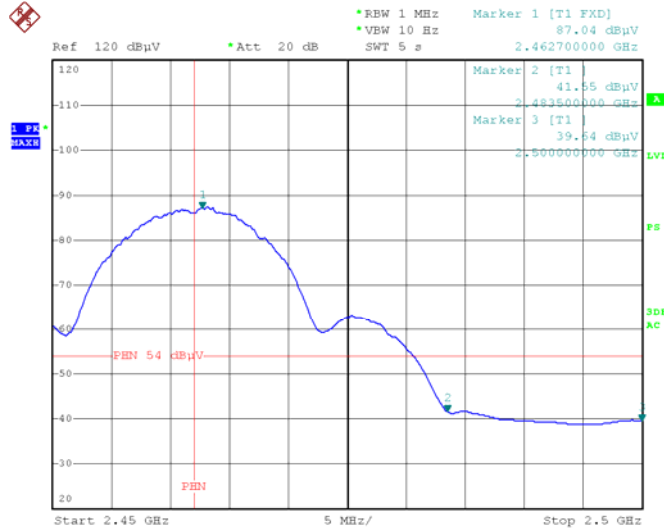


Date: 24.SEP.2013 20:13:31

Band Edges (CH-High)

Detector mode: Average

Polarity: Horizontal



Date: 25.SEP.2013 13:08:49

Copyright of this report is owned by Centre of Testing Service and may not be reproduced other than in full except with the written approval of the issuing Company.

CENTRE OF TESTING SERVICE CO., LTD.

A101, No.65, Zhuji Highway, Tianhe District, Guangzhou, China
 Tel: +86-20-85543113 (32 lines) Fax: +86-20-38780406
 Complaint line: +86-20-85533471 E-mail: cts@cts-lab.com.cn

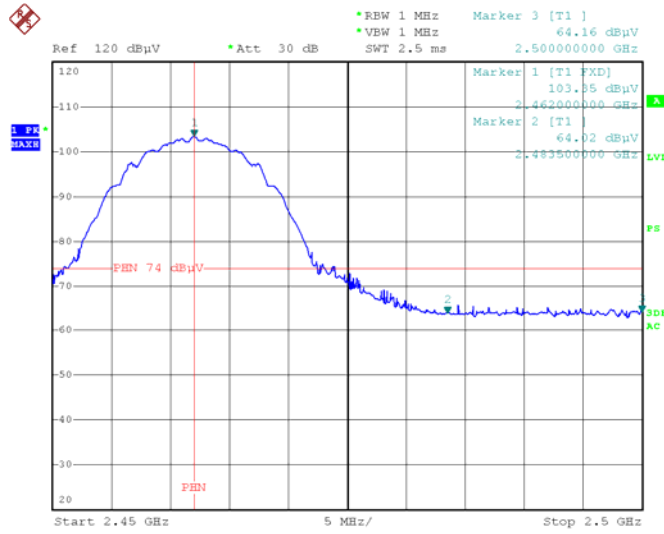
See Reverse For Terms And Conditions of Service



Band Edges (CH-High)

Detector mode: Peak

Polarity: Vertical

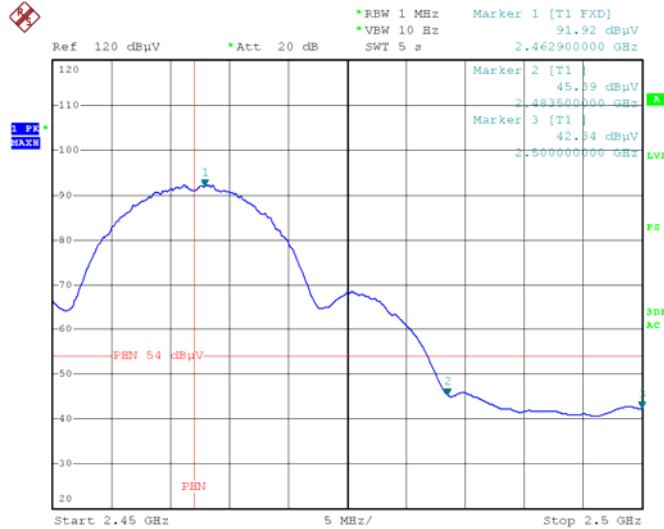


Date: 24.SEP.2013 20:13:15

Band Edges (CH-High)

Detector mode: Average

Polarity: Vertical



Date: 25.SEP.2013 13:05:06

Copyright of this report is owned by Centre of Testing Service and may not be reproduced other than in full except with the written approval of the issuing Company.

CENTRE OF TESTING SERVICE CO., LTD.

A101, No.65, Zhuji Highway, Tianhe District, Guangzhou, China

Tel: +86-20-85543113 (32 lines)

Fax: +86-20-38780406

Complaint line: +86-20-85533471

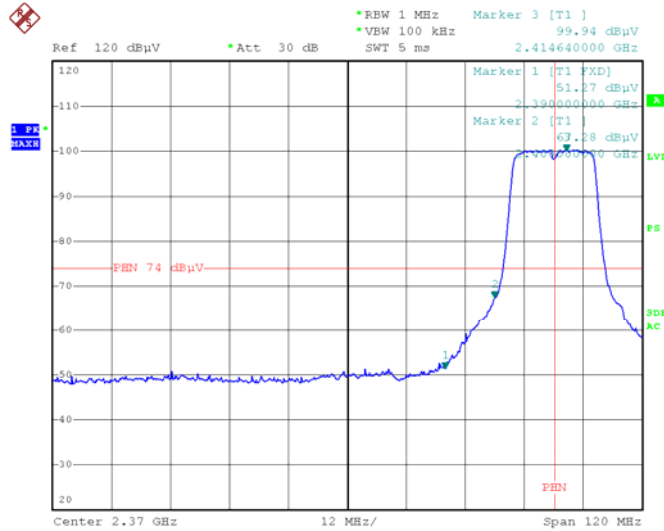
E-mail: cts@cts-lab.com.cn

See Reverse For Terms And Conditions of Service



Modulation Standard: 802.11g
Band Edges (CH-Low)
Detector mode: Peak

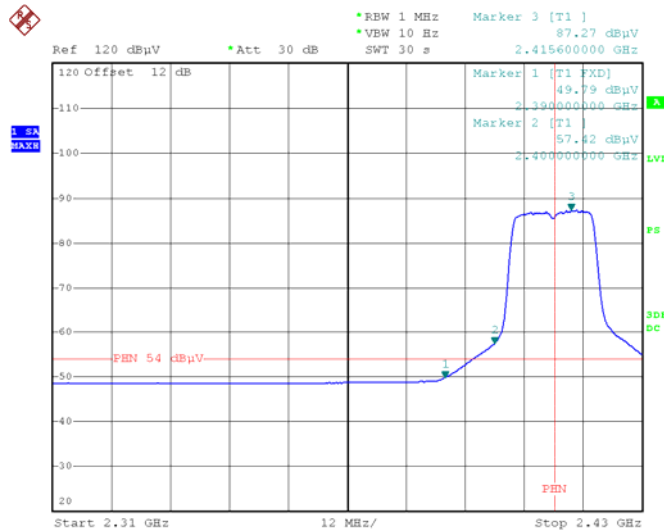
Polarity: Horizontal



Date: 24.SEP.2013 18:48:08

Band Edges (CH-Low)
Detector mode: Average

Polarity: Horizontal



Date: 26.SEP.2013 17:10:18

Copyright of this report is owned by Centre of Testing Service and may not be reproduced other than in full except with the written approval of the issuing Company.

CENTRE OF TESTING SERVICE CO., LTD.

A101, No.65, Zhuji Highway, Tianhe District, Guangzhou, China

Tel: +86-20-85543113 (32 lines)

Fax: +86-20-38780406

Complaint line: +86-20-85533471

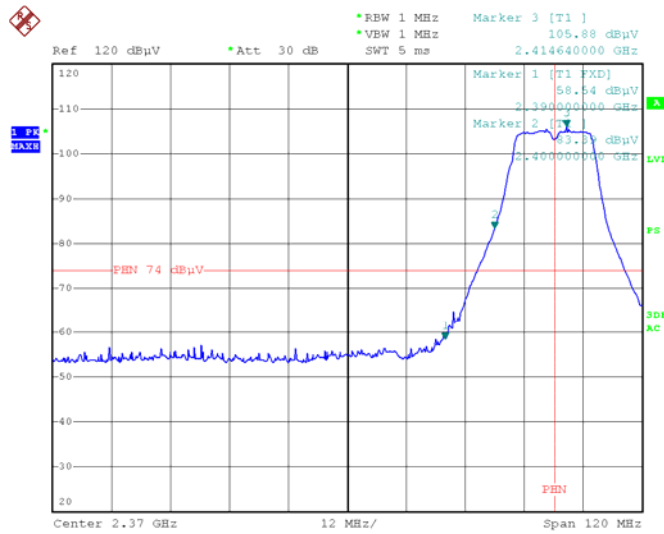
E-mail: cts@cts-lab.com.cn

See Reverse For Terms And Conditions of Service



Band Edges (CH-Low)
Detector mode: Peak

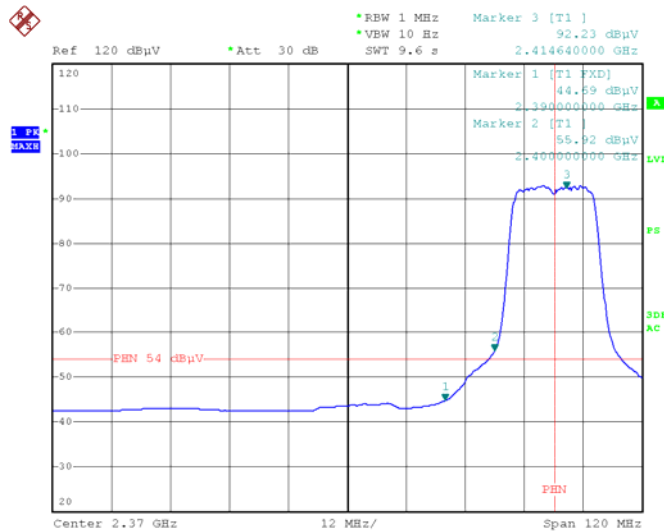
Polarity: Vertical



Date: 24.SEP.2013 18:42:01

Band Edges (CH-Low)
Detector mode: Average

Polarity: Vertical



Date: 24.SEP.2013 18:44:03

Copyright of this report is owned by Centre of Testing Service and may not be reproduced other than in full except with the written approval of the issuing Company.

CENTRE OF TESTING SERVICE CO., LTD.

A101, No.65, Zhuji Highway, Tianhe District, Guangzhou, China
Tel: +86-20-85543113 (32 lines) Fax: +86-20-38780406
Complaint line: +86-20-85533471 E-mail: cts@cts-lab.com.cn

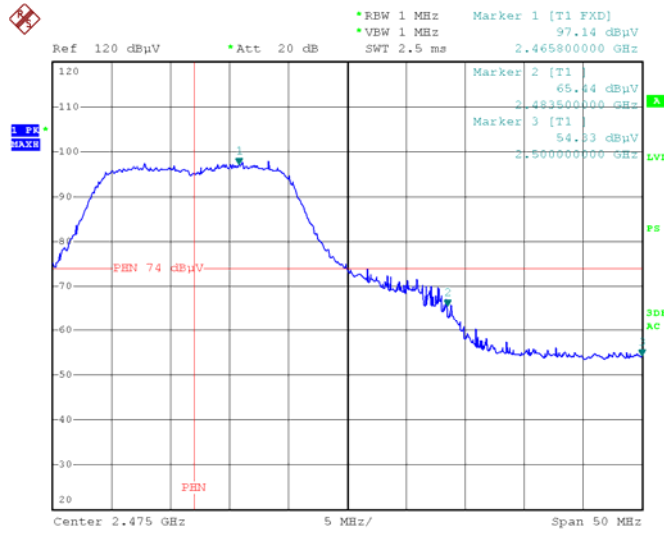
See Reverse For Terms And Conditions of Service



Band Edges (CH-High)

Detector mode: Peak

Polarity: Horizontal

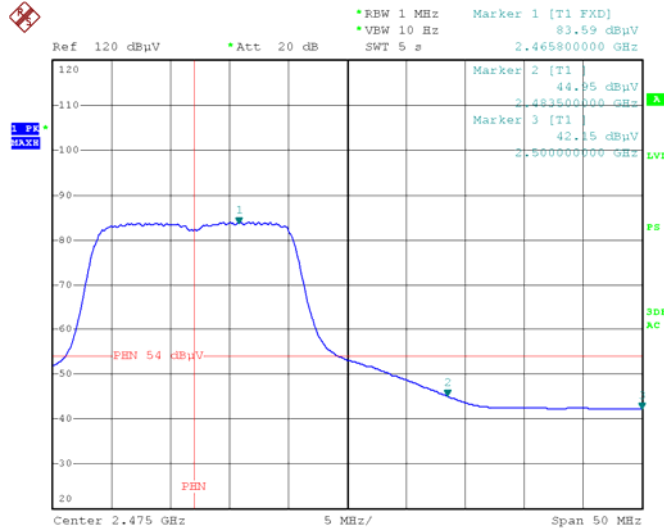


Date: 25.SEP.2013 13:22:03

Band Edges (CH-High)

Detector mode: Average

Polarity: Horizontal



Date: 25.SEP.2013 13:23:01

Copyright of this report is owned by Centre of Testing Service and may not be reproduced other than in full except with the written approval of the issuing Company.

CENTRE OF TESTING SERVICE CO., LTD.

A101, No.65, Zhuji Highway, Tianhe District, Guangzhou, China

Tel: +86-20-85543113 (32 lines)

Fax: +86-20-38780406

Complaint line: +86-20-85533471

E-mail: cts@cts-lab.com.cn

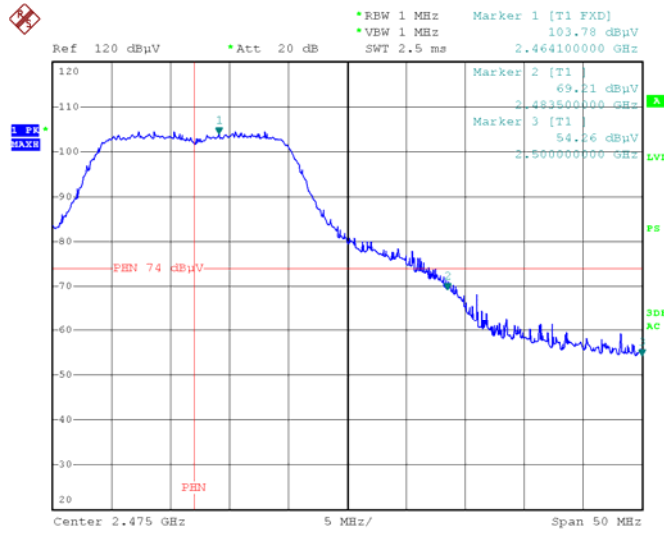
See Reverse For Terms And Conditions of Service



Band Edges (CH-High)

Detector mode: Peak

Polarity: Vertical

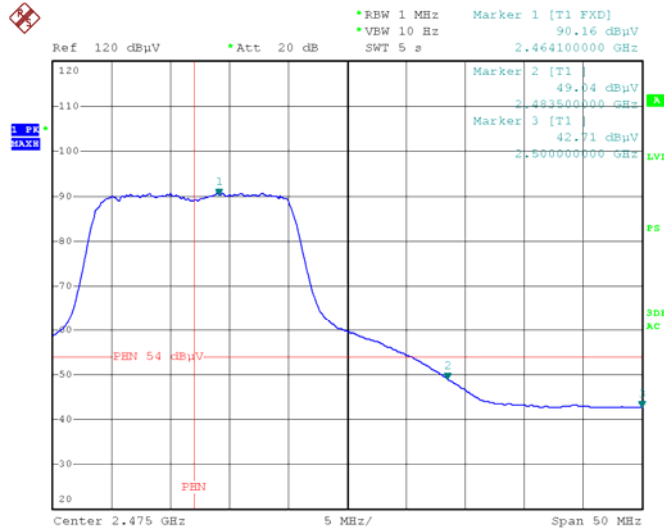


Date: 25.SEP.2013 13:18:25

Band Edges (CH-High)

Detector mode: Average

Polarity: Vertical



Date: 25.SEP.2013 13:19:20

Copyright of this report is owned by Centre of Testing Service and may not be reproduced other than in full except with the written approval of the issuing Company.

CENTRE OF TESTING SERVICE CO., LTD.

A101, No.65, Zhuji Highway, Tianhe District, Guangzhou, China

Tel: +86-20-85543113 (32 lines)

Fax: +86-20-38780406

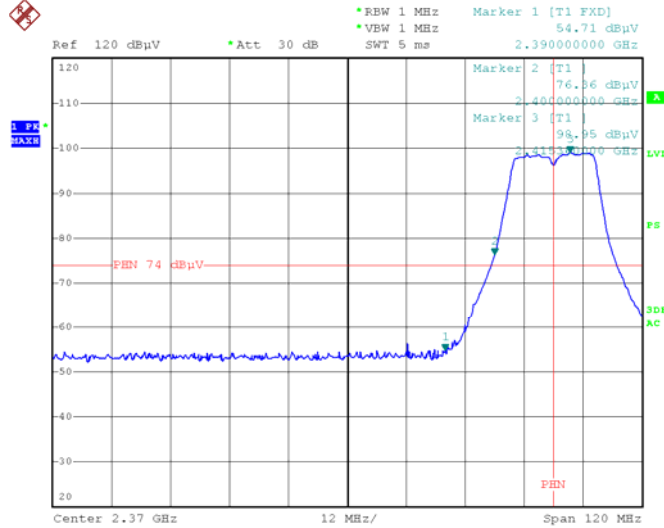
Complaint line: +86-20-85533471

E-mail: cts@cts-lab.com.cn

See Reverse For Terms And Conditions of Service

**Modulation Standard: 802.11n(20)
Band Edges (CH-Low)
Detector mode: Peak**

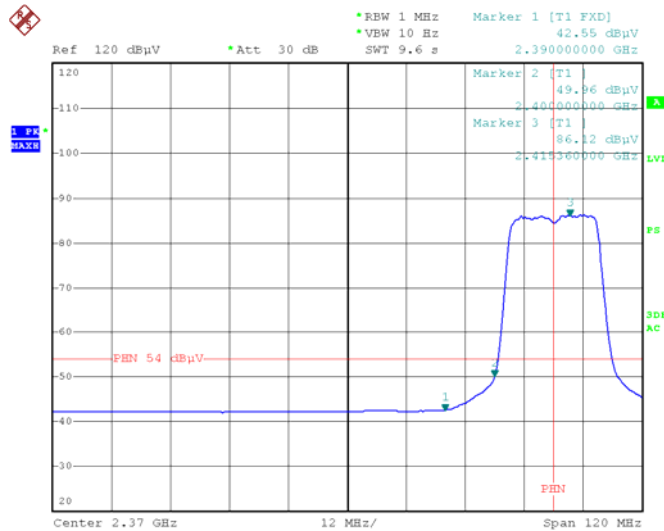
Polarity: Horizontal



Date: 24.SEP.2013 19:01:05

**Band Edges (CH-Low)
Detector mode: Average**

Polarity: Horizontal



Date: 24.SEP.2013 19:02:13

Copyright of this report is owned by Centre of Testing Service and may not be reproduced other than in full except with the written approval of the issuing Company.

CENTRE OF TESTING SERVICE CO., LTD.

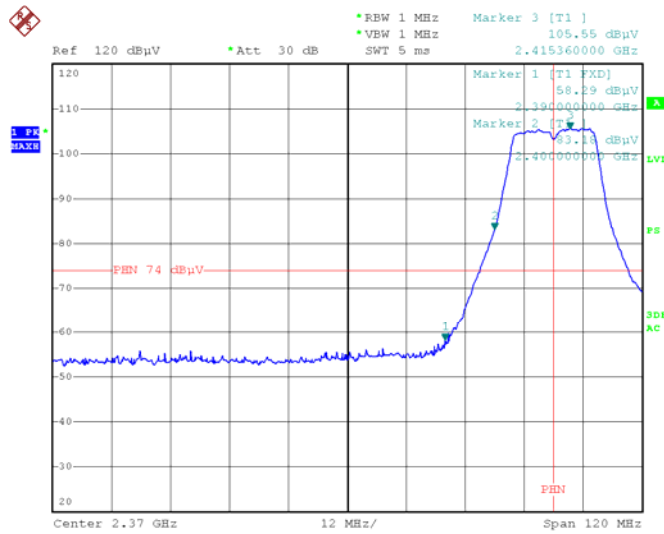
A101, No.65, Zhuji Highway, Tianhe District, Guangzhou, China
Tel: +86-20-85543113 (32 lines) Fax: +86-20-38780406
Complaint line: +86-20-85533471 E-mail: cts@cts-lab.com.cn

See Reverse For Terms And Conditions of Service



Band Edges (CH-Low)
Detector mode: Peak

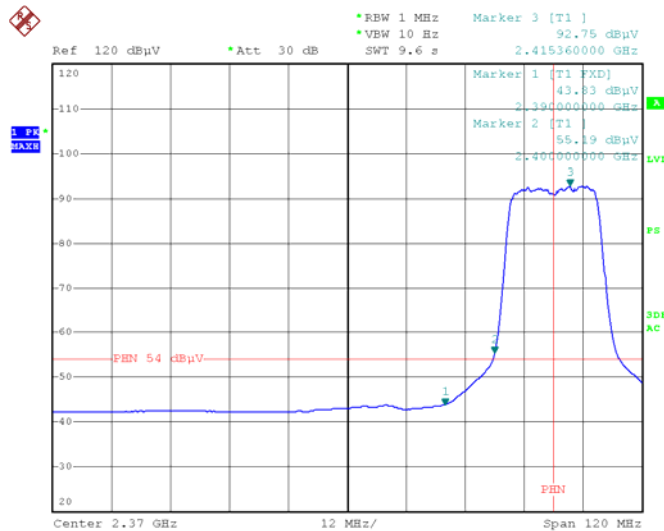
Polarity: Vertical



Date: 24.SEP.2013 19:03:52

Band Edges (CH-Low)
Detector mode: Average

Polarity: Vertical



Date: 24.SEP.2013 19:05:21

Copyright of this report is owned by Centre of Testing Service and may not be reproduced other than in full except with the written approval of the issuing Company.

CENTRE OF TESTING SERVICE CO., LTD.

A101, No.65, Zhuji Highway, Tianhe District, Guangzhou, China
Tel: +86-20-85543113 (32 lines) Fax: +86-20-38780406
Complaint line: +86-20-85533471 E-mail: cts@cts-lab.com.cn

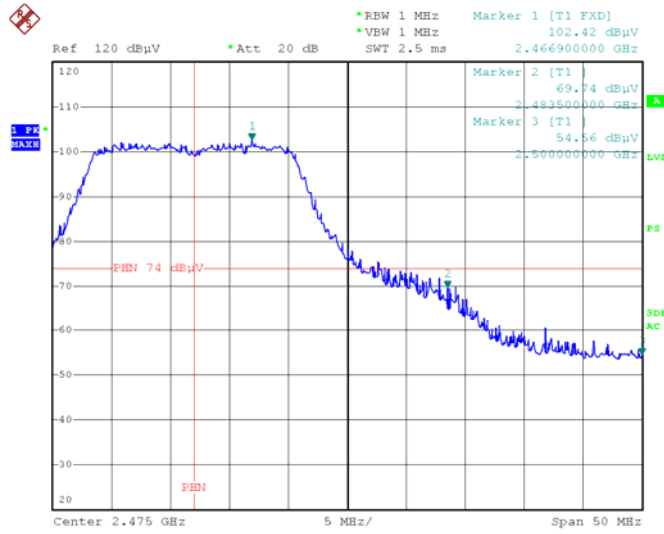
See Reverse For Terms And Conditions of Service



Band Edges (CH-High)

Detector mode: Peak

Polarity: Horizontal

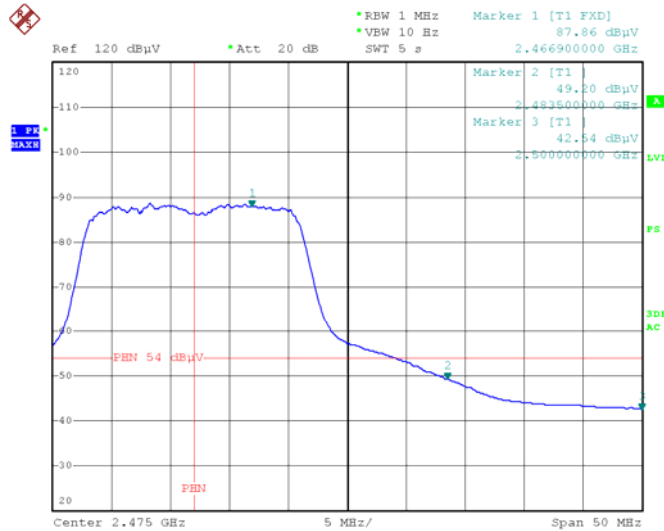


Date: 25.SEP.2013 13:40:55

Band Edges (CH-High)

Detector mode: Average

Polarity: Horizontal



Date: 25.SEP.2013 13:42:03

Copyright of this report is owned by Centre of Testing Service and may not be reproduced other than in full except with the written approval of the issuing Company.

CENTRE OF TESTING SERVICE CO., LTD.

A101, No.65, Zhuji Highway, Tianhe District, Guangzhou, China

Tel: +86-20-85543113 (32 lines)

Fax: +86-20-38780406

Complaint line: +86-20-85533471

E-mail: cts@cts-lab.com.cn

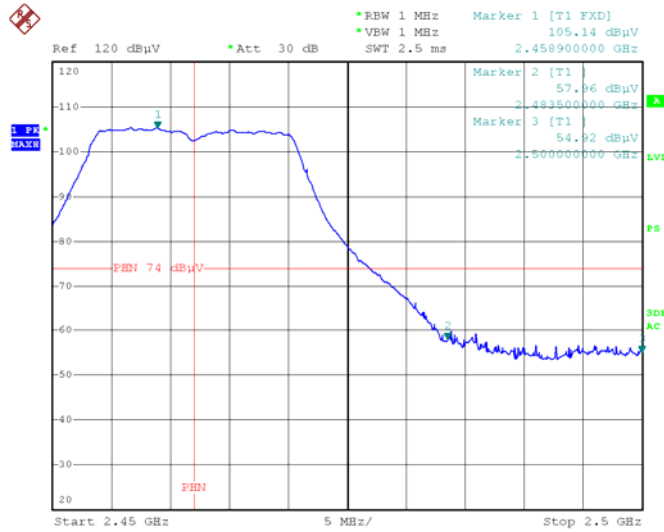
See Reverse For Terms And Conditions of Service



Band Edges (CH-High)

Detector mode: Peak

Polarity: Vertical

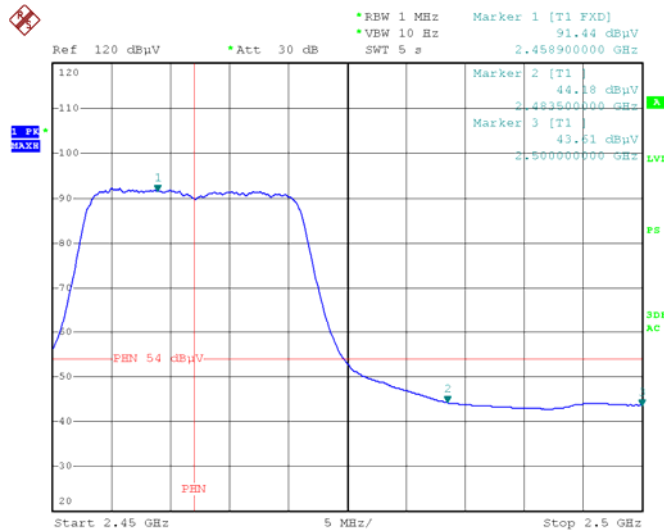


Date: 24.SEP.2013 19:26:14

Band Edges (CH-High)

Detector mode: Average

Polarity: Vertical



Date: 24.SEP.2013 19:27:28

Copyright of this report is owned by Centre of Testing Service and may not be reproduced other than in full except with the written approval of the issuing Company.

CENTRE OF TESTING SERVICE CO., LTD.

A101, No.65, Zhuji Highway, Tianhe District, Guangzhou, China

Tel: +86-20-85543113 (32 lines)

Fax: +86-20-38780406

Complaint line: +86-20-85533471

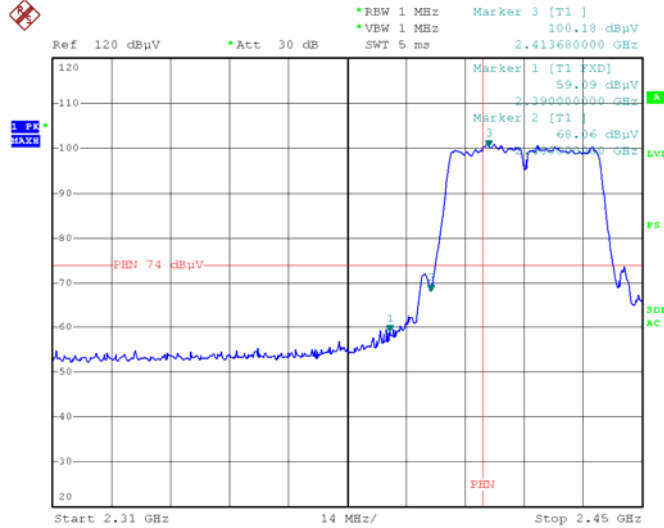
E-mail: cts@cts-lab.com.cn

See Reverse For Terms And Conditions of Service



Modulation Standard: 802.11n(40)
Band Edges (CH-Low)
Detector mode: Peak

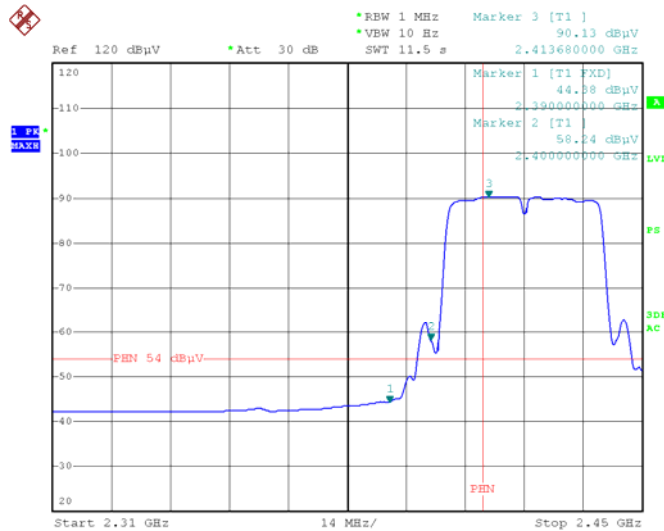
Polarity: Horizontal



Date: 24.SEP.2013 19:10:46

Band Edges (CH-Low)
Detector mode: Average

Polarity: Horizontal



Date: 24.SEP.2013 19:12:06

Copyright of this report is owned by Centre of Testing Service and may not be reproduced other than in full except with the written approval of the issuing Company.

CENTRE OF TESTING SERVICE CO., LTD.

A101, No.65, Zhuji Highway, Tianhe District, Guangzhou, China

Tel: +86-20-85543113 (32 lines)

Fax: +86-20-38780406

Complaint line: +86-20-85533471

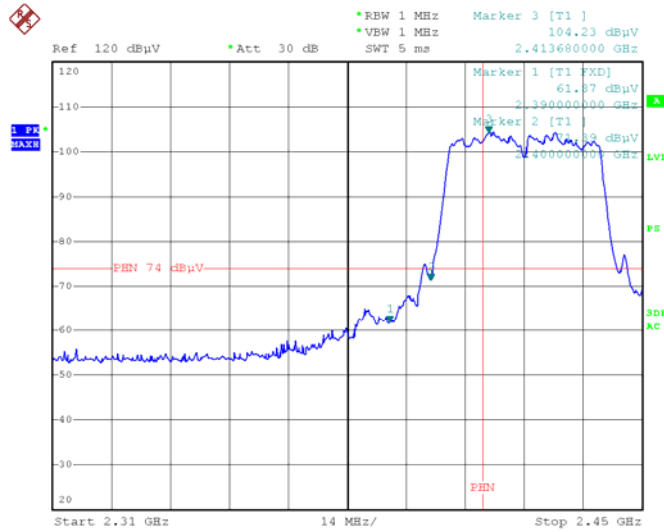
E-mail: cts@cts-lab.com.cn

See Reverse For Terms And Conditions of Service



Band Edges (CH-Low)
Detector mode: Peak

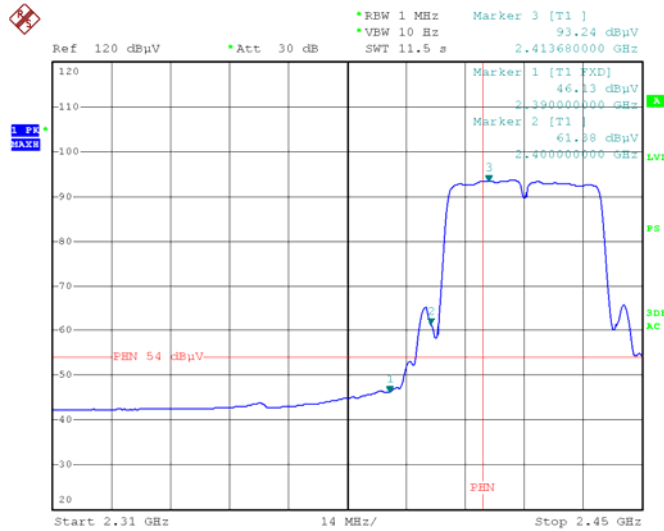
Polarity: Vertical



Date: 24.SEP.2013 19:07:54

Band Edges (CH-Low)
Detector mode: Average

Polarity: Vertical



Date: 24.SEP.2013 19:09:23

Copyright of this report is owned by Centre of Testing Service and may not be reproduced other than in full except with the written approval of the issuing Company.

CENTRE OF TESTING SERVICE CO., LTD.

A101, No.65, Zhuji Highway, Tianhe District, Guangzhou, China
Tel: +86-20-85543113 (32 lines) Fax: +86-20-38780406
Complaint line: +86-20-85533471 E-mail: cts@cts-lab.com.cn

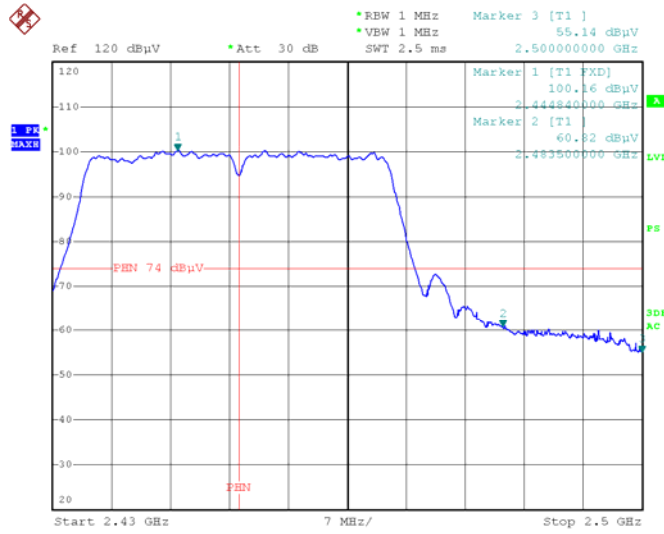
See Reverse For Terms And Conditions of Service



Band Edges (CH-High)

Detector mode: Peak

Polarity: Horizontal

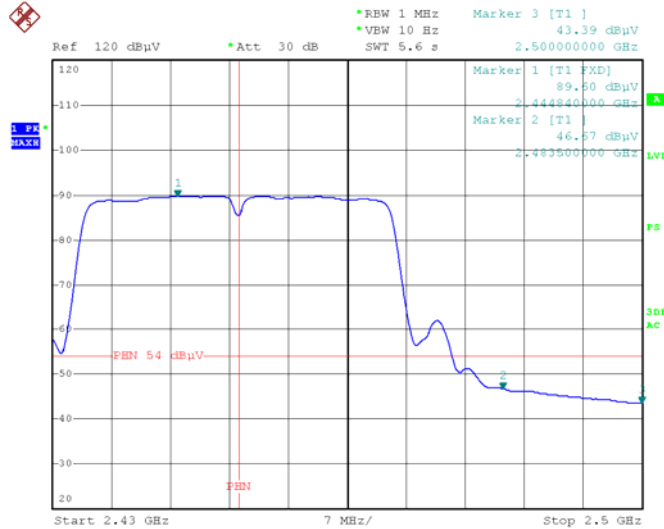


Date: 24.SEP.2013 19:16:19

Band Edges (CH-High)

Detector mode: Average

Polarity: Horizontal



Date: 24.SEP.2013 19:17:49

Copyright of this report is owned by Centre of Testing Service and may not be reproduced other than in full except with the written approval of the issuing Company.

CENTRE OF TESTING SERVICE CO., LTD.

A101, No.65, Zhuji Highway, Tianhe District, Guangzhou, China

Tel: +86-20-85543113 (32 lines)

Fax: +86-20-38780406

Complaint line: +86-20-85533471

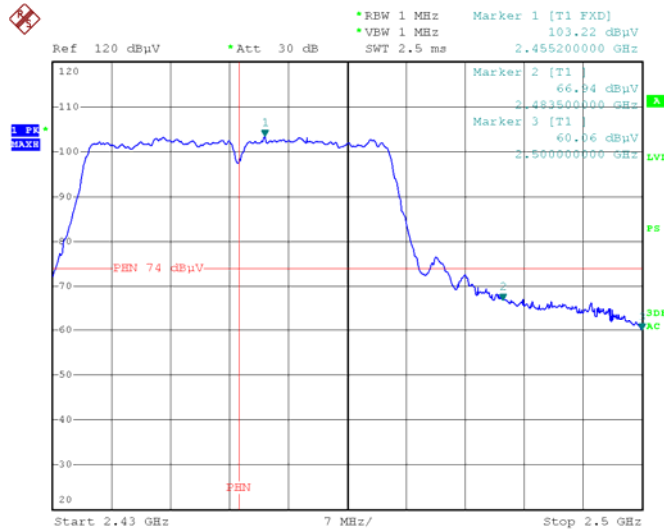
E-mail: cts@cts-lab.com.cn

See Reverse For Terms And Conditions of Service



Band Edges (CH-High)
Detector mode: Peak

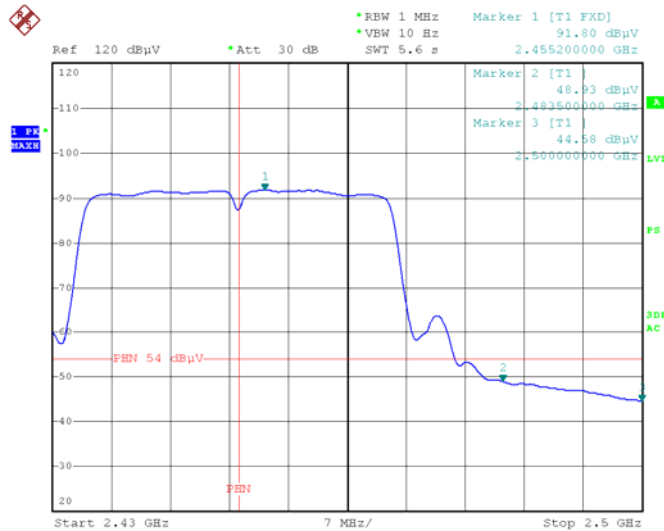
Polarity: Vertical



Date: 24.SEP.2013 19:22:05

Band Edges (CH-High)
Detector mode: Average

Polarity: Vertical



Date: 24.SEP.2013 19:23:46

Copyright of this report is owned by Centre of Testing Service and may not be reproduced other than in full except with the written approval of the issuing Company.

CENTRE OF TESTING SERVICE CO., LTD.

A101, No.65, Zhuji Highway, Tianhe District, Guangzhou, China
Tel: +86-20-85543113 (32 lines) Fax: +86-20-38780406
Complaint line: +86-20-85533471 E-mail: cts@cts-lab.com.cn

See Reverse For Terms And Conditions of Service



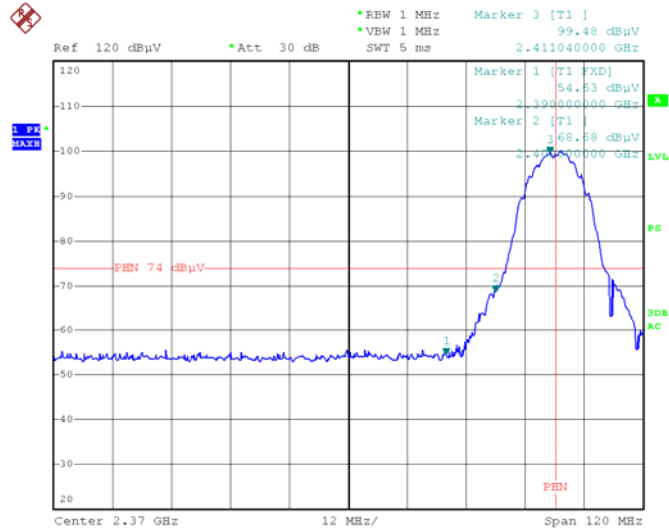
PCB Antenna

Modulation Standard: 802.11 b

Band Edges (CH-Low)

Detector mode: Peak

Polarity: Horizontal

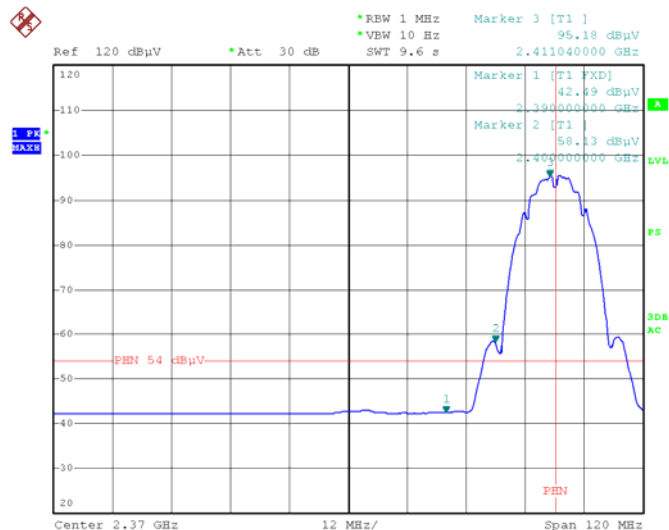


Date: 24.SEP.2013 18:56:13

Band Edges (CH-Low)

Detector mode: Average

Polarity: Horizontal



Date: 24.SEP.2013 18:57:38

Copyright of this report is owned by Centre of Testing Service and may not be reproduced other than in full except with the written approval of the issuing Company.

CENTRE OF TESTING SERVICE CO., LTD.

A101, No.65, Zhuji Highway, Tianhe District, Guangzhou, China

Tel: +86-20-85543113 (32 lines)

Fax: +86-20-38780406

Complaint line: +86-20-85533471

E-mail: cts@cts-lab.com.cn

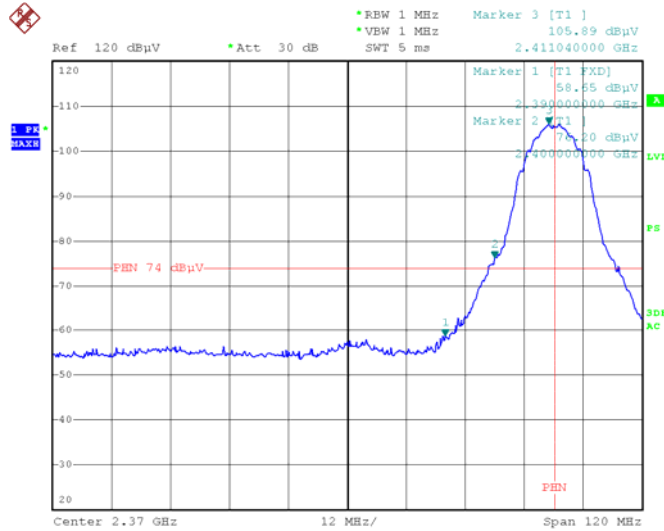
See Reverse For Terms And Conditions of Service



Band Edges (CH-Low)

Detector mode: Peak

Polarity: Vertical

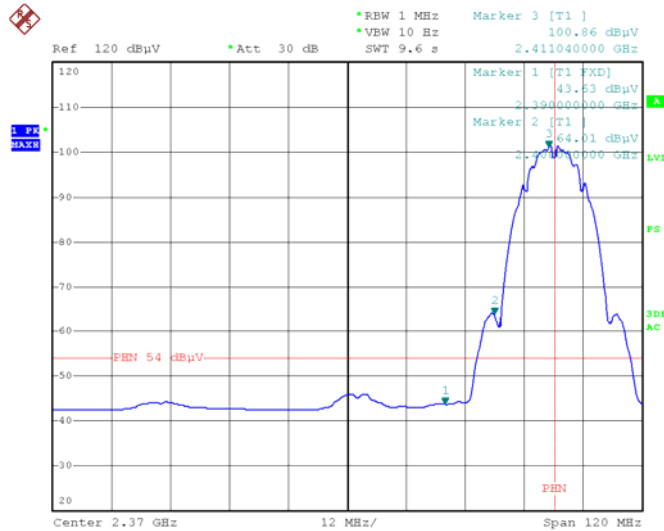


Date: 24.SEP.2013 18:52:21

Band Edges (CH-Low)

Detector mode: Average

Polarity: Vertical



Date: 24.SEP.2013 18:54:04

Copyright of this report is owned by Centre of Testing Service and may not be reproduced other than in full except with the written approval of the issuing Company.

CENTRE OF TESTING SERVICE CO., LTD.

A101, No.65, Zhuji Highway, Tianhe District, Guangzhou, China

Tel: +86-20-85543113 (32 lines)

Fax: +86-20-38780406

Complaint line: +86-20-85533471

E-mail: cts@cts-lab.com.cn

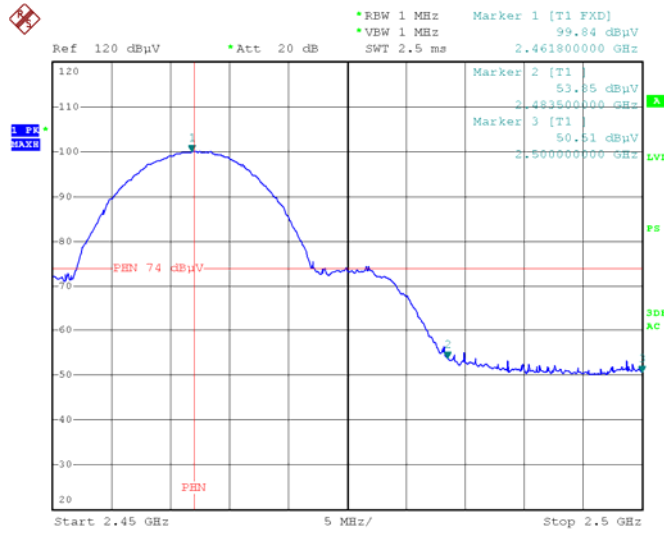
See Reverse For Terms And Conditions of Service



Band Edges (CH-High)

Detector mode: Peak

Polarity: Horizontal

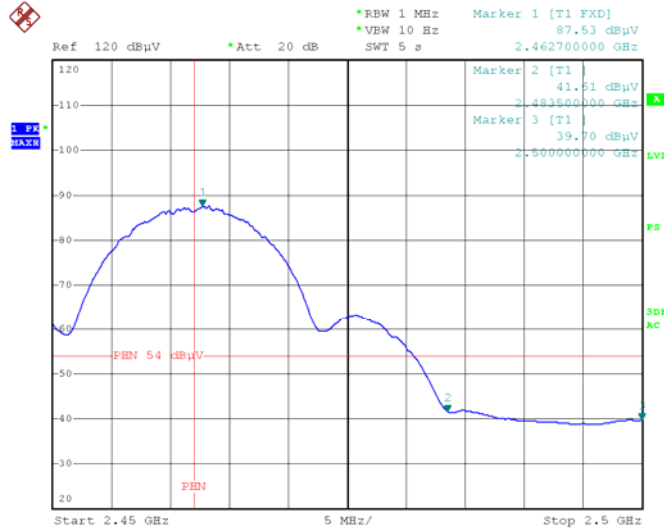


Date: 25.SEP.2013 13:07:03

Band Edges (CH-High)

Detector mode: Average

Polarity: Horizontal



Date: 25.SEP.2013 13:08:28

Copyright of this report is owned by Centre of Testing Service and may not be reproduced other than in full except with the written approval of the issuing Company.

CENTRE OF TESTING SERVICE CO., LTD.

A101, No.65, Zhuji Highway, Tianhe District, Guangzhou, China

Tel: +86-20-85543113 (32 lines)

Fax: +86-20-38780406

Complaint line: +86-20-85533471

E-mail: cts@cts-lab.com.cn

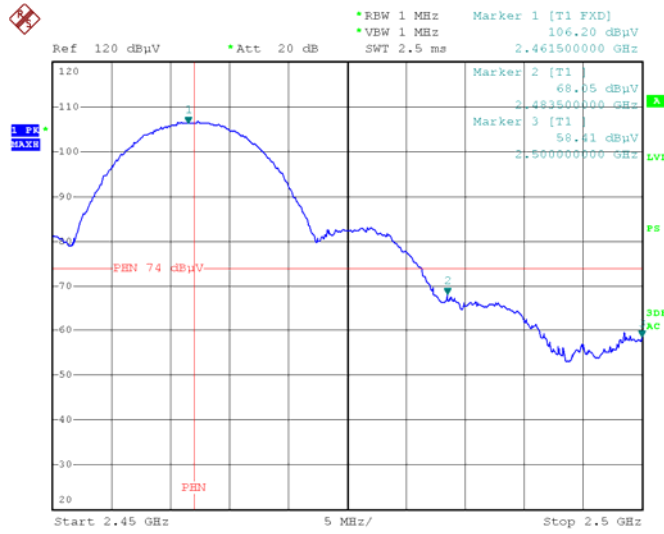
See Reverse For Terms And Conditions of Service



Band Edges (CH-High)

Detector mode: Peak

Polarity: Vertical

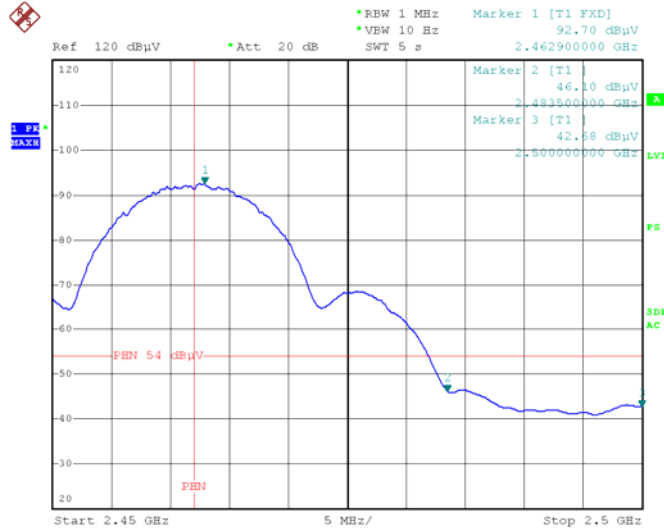


Date: 25.SEP.2013 13:02:18

Band Edges (CH-High)

Detector mode: Average

Polarity: Vertical



Date: 25.SEP.2013 13:04:39

Copyright of this report is owned by Centre of Testing Service and may not be reproduced other than in full except with the written approval of the issuing Company.

CENTRE OF TESTING SERVICE CO., LTD.

A101, No.65, Zhuji Highway, Tianhe District, Guangzhou, China

Tel: +86-20-85543113 (32 lines)

Fax: +86-20-38780406

Complaint line: +86-20-85533471

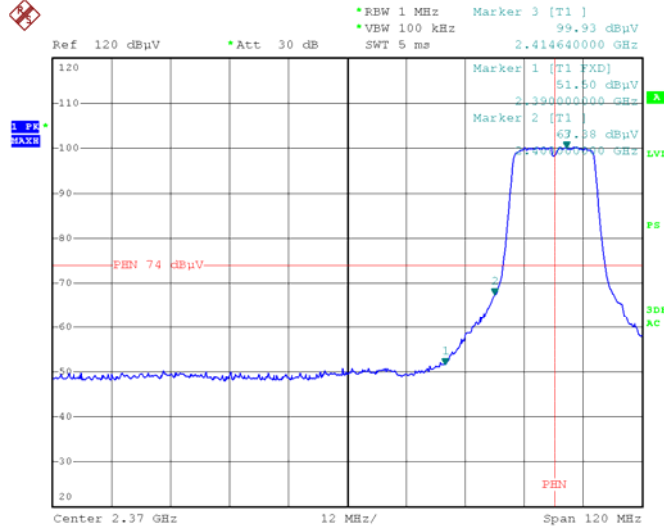
E-mail: cts@cts-lab.com.cn

See Reverse For Terms And Conditions of Service



Modulation Standard: 802.11 g
Band Edges (CH-Low)
Detector mode: Peak

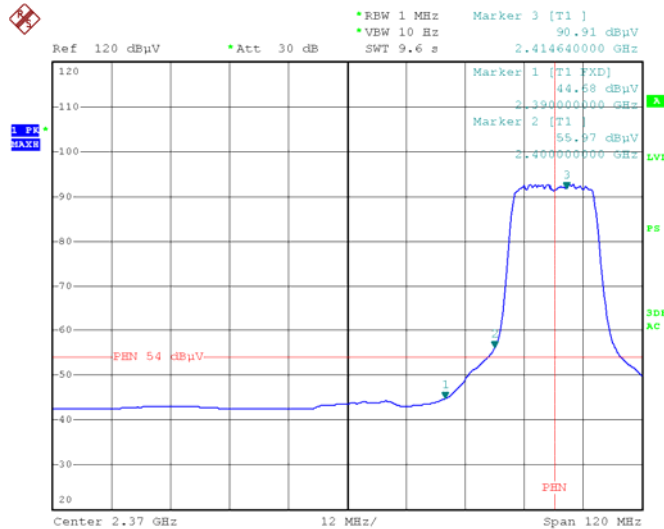
Polarity: Horizontal



Date: 24.SEP.2013 18:47:20

Band Edges (CH-Low)
Detector mode: Average

Polarity: Horizontal



Date: 24.SEP.2013 18:43:19

Copyright of this report is owned by Centre of Testing Service and may not be reproduced other than in full except with the written approval of the issuing Company.

CENTRE OF TESTING SERVICE CO., LTD.

A101, No.65, Zhuji Highway, Tianhe District, Guangzhou, China

Tel: +86-20-85543113 (32 lines)

Fax: +86-20-38780406

Complaint line: +86-20-85533471

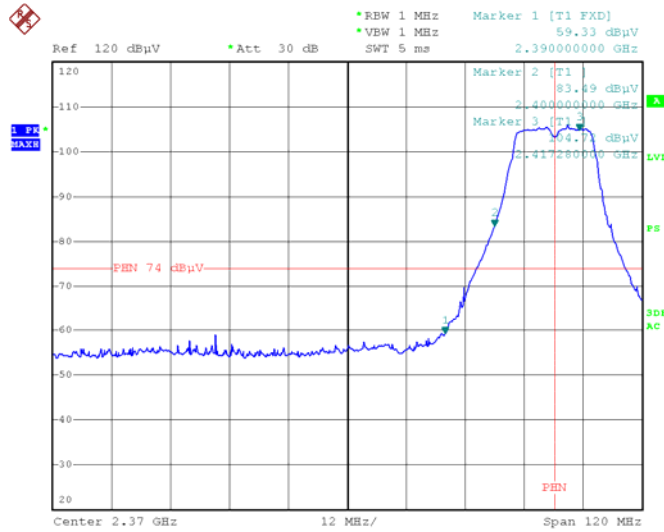
E-mail: cts@cts-lab.com.cn

See Reverse For Terms And Conditions of Service



Band Edges (CH-Low)
Detector mode: Peak

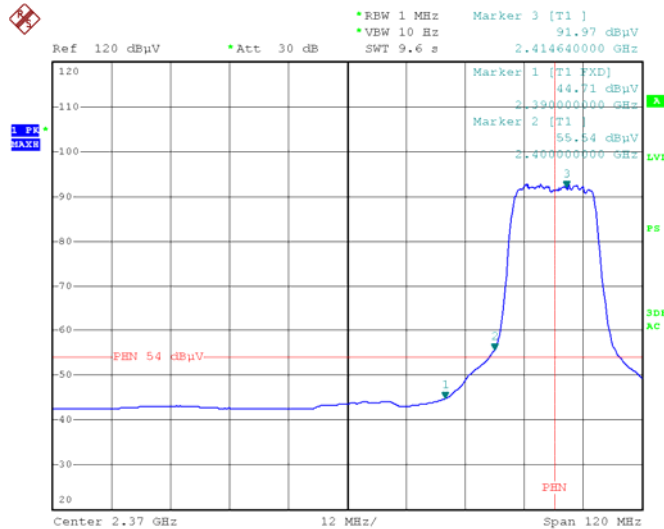
Polarity: Vertical



Date: 24.SEP.2013 18:41:37

Band Edges (CH-Low)
Detector mode: Average

Polarity: Vertical



Date: 24.SEP.2013 18:49:52

Copyright of this report is owned by Centre of Testing Service and may not be reproduced other than in full except with the written approval of the issuing Company.

CENTRE OF TESTING SERVICE CO., LTD.

A101, No.65, Zhuji Highway, Tianhe District, Guangzhou, China
Tel: +86-20-85543113 (32 lines) Fax: +86-20-38780406
Complaint line: +86-20-85533471 E-mail: cts@cts-lab.com.cn

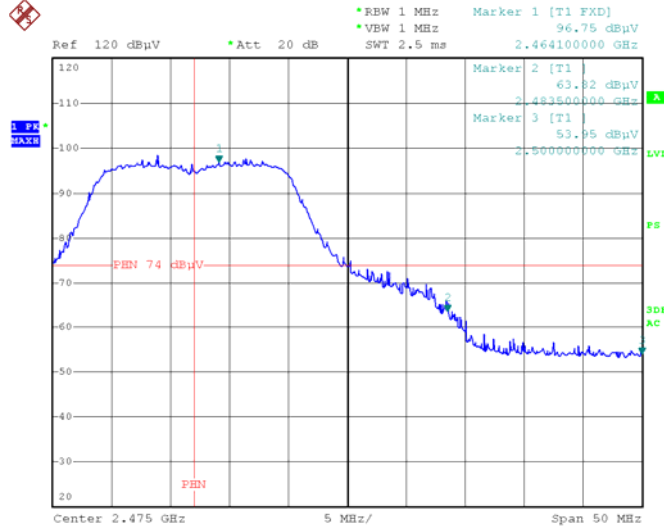
See Reverse For Terms And Conditions of Service



Band Edges (CH-High)

Detector mode: Peak

Polarity: Horizontal

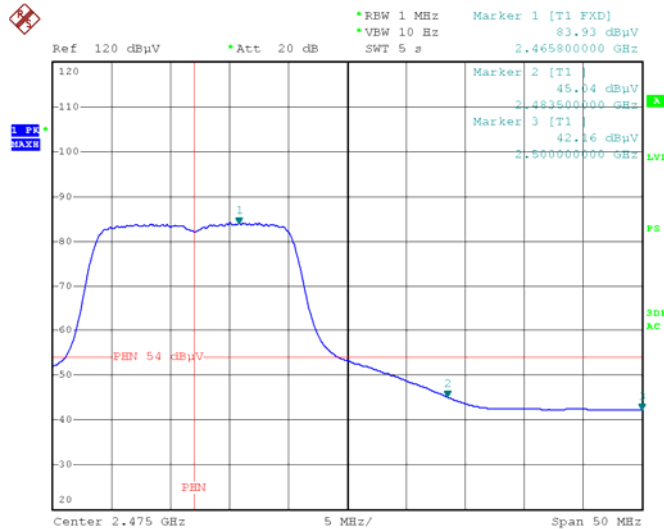


Date: 25.SEP.2013 13:20:56

Band Edges (CH-High)

Detector mode: Average

Polarity: Horizontal



Date: 25.SEP.2013 13:22:32

Copyright of this report is owned by Centre of Testing Service and may not be reproduced other than in full except with the written approval of the issuing Company.

CENTRE OF TESTING SERVICE CO., LTD.

A101, No.65, Zhuji Highway, Tianhe District, Guangzhou, China

Tel: +86-20-85543113 (32 lines)

Fax: +86-20-38780406

Complaint line: +86-20-85533471

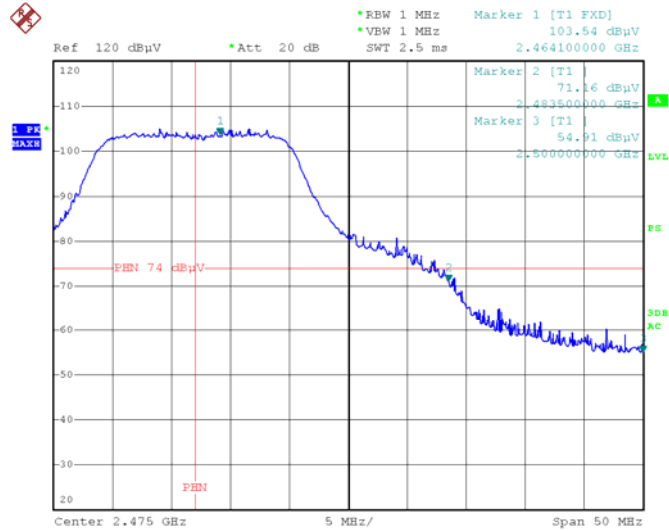
E-mail: cts@cts-lab.com.cn

See Reverse For Terms And Conditions of Service

Band Edges (CH-High)

Detector mode: Peak

Polarity: Vertical

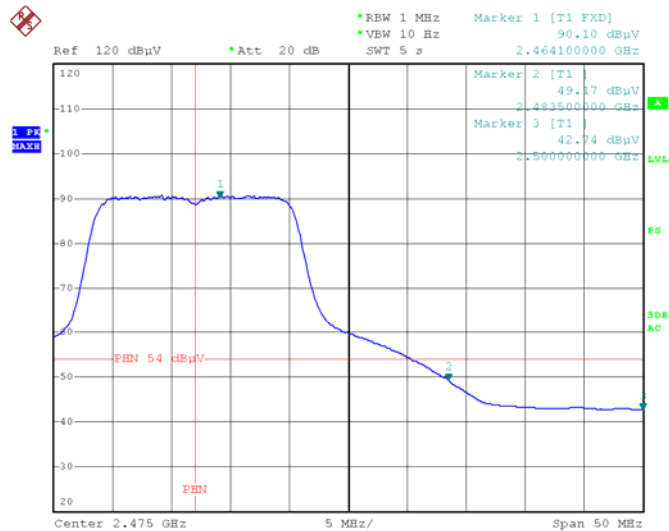


Date: 25.SEP.2013 13:17:00

Band Edges (CH-High)

Detector mode: Average

Polarity: Vertical



Date: 25.SEP.2013 13:18:53

Copyright of this report is owned by Centre of Testing Service and may not be reproduced other than in full except with the written approval of the issuing Company.

CENTRE OF TESTING SERVICE CO., LTD.

A101, No.65, Zhuji Highway, Tianhe District, Guangzhou, China

Tel: +86-20-85543113 (32 lines)

Fax: +86-20-38780406

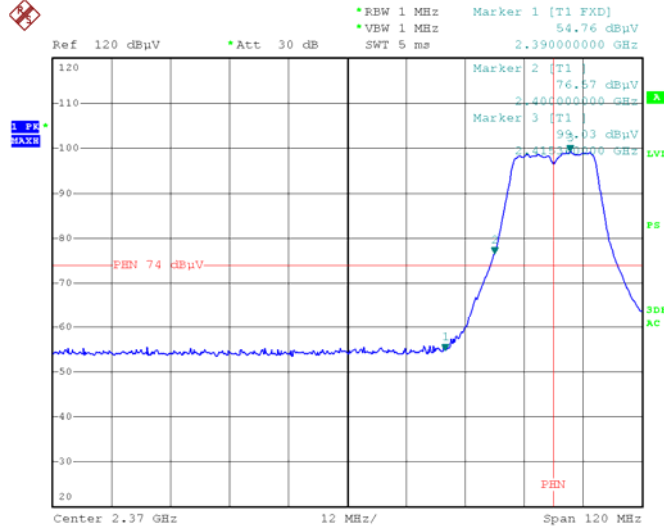
Complaint line: +86-20-85533471

E-mail: cts@cts-lab.com.cn

See Reverse For Terms And Conditions of Service

Modulation Standard: 802.11n(20)
Band Edges (CH-Low)
Detector mode: Peak

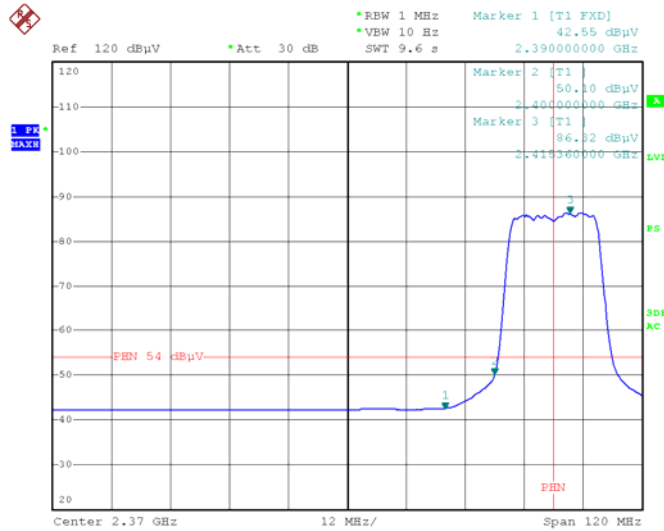
Polarity: Horizontal



Date: 24.SEP.2013 19:00:50

Band Edges (CH-Low)
Detector mode: Average

Polarity: Horizontal



Date: 24.SEP.2013 19:01:44

Copyright of this report is owned by Centre of Testing Service and may not be reproduced other than in full except with the written approval of the issuing Company.

CENTRE OF TESTING SERVICE CO., LTD.

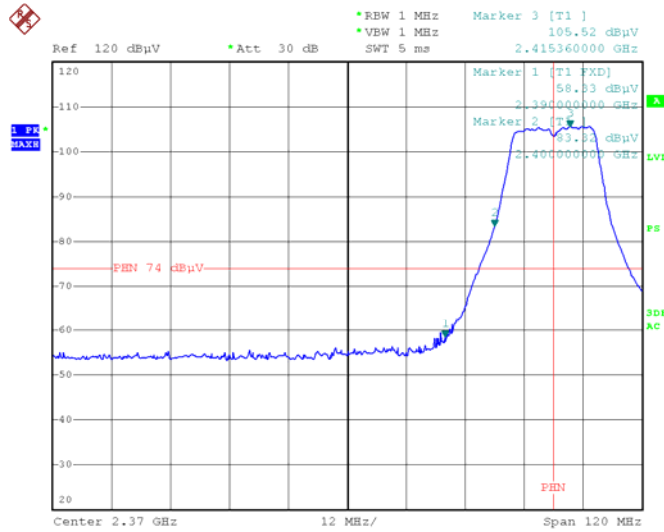
A101, No.65, Zhuji Highway, Tianhe District, Guangzhou, China
Tel: +86-20-85543113 (32 lines) Fax: +86-20-38780406
Complaint line: +86-20-85533471 E-mail: cts@cts-lab.com.cn

See Reverse For Terms And Conditions of Service



Band Edges (CH-Low)
Detector mode: Peak

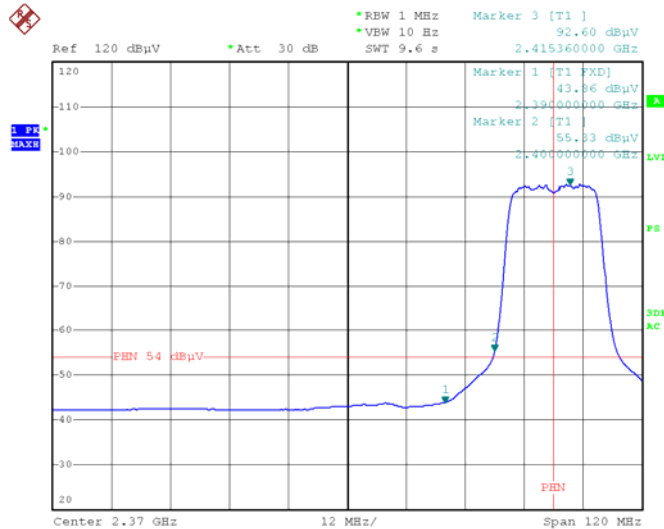
Polarity: Vertical



Date: 24.SEP.2013 19:03:27

Band Edges (CH-Low)
Detector mode: Average

Polarity: Vertical



Date: 24.SEP.2013 19:04:39

Copyright of this report is owned by Centre of Testing Service and may not be reproduced other than in full except with the written approval of the issuing Company.

CENTRE OF TESTING SERVICE CO., LTD.

A101, No.65, Zhuji Highway, Tianhe District, Guangzhou, China
Tel: +86-20-85543113 (32 lines) Fax: +86-20-38780406
Complaint line: +86-20-85533471 E-mail: cts@cts-lab.com.cn

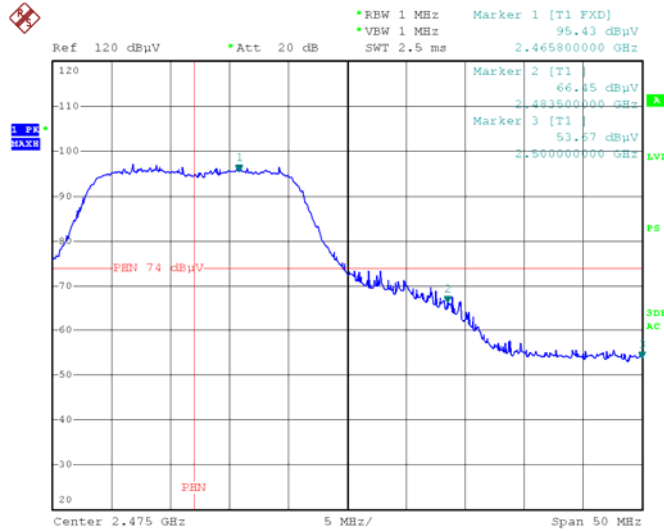
See Reverse For Terms And Conditions of Service



Band Edges (CH-High)

Detector mode: Peak

Polarity: Horizontal

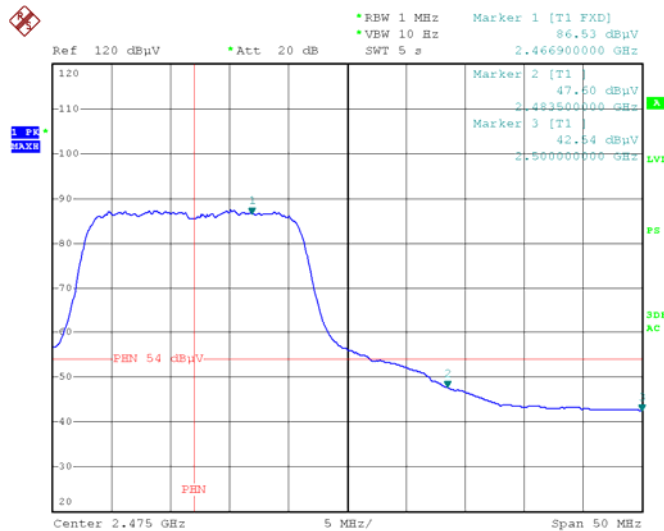


Date: 25.SEP.2013 13:29:16

Band Edges (CH-High)

Detector mode: Average

Polarity: Horizontal



Date: 25.SEP.2013 13:41:33

Copyright of this report is owned by Centre of Testing Service and may not be reproduced other than in full except with the written approval of the issuing Company.

CENTRE OF TESTING SERVICE CO., LTD.

A101, No.65, Zhuji Highway, Tianhe District, Guangzhou, China

Tel: +86-20-85543113 (32 lines)

Fax: +86-20-38780406

Complaint line: +86-20-85533471

E-mail: cts@cts-lab.com.cn

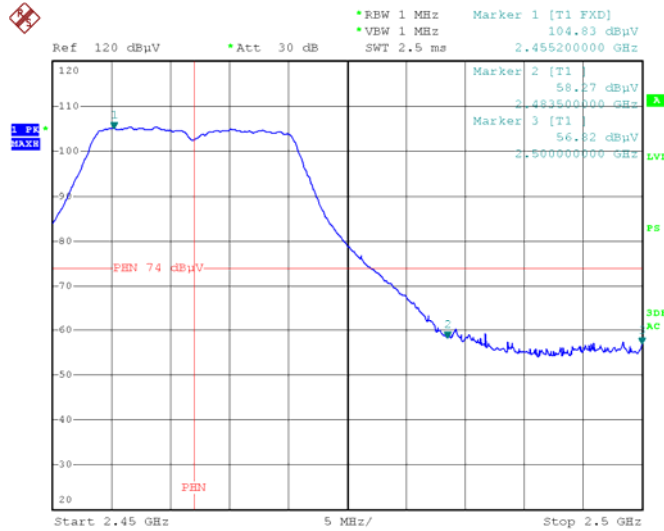
See Reverse For Terms And Conditions of Service



Band Edges (CH-High)

Detector mode: Peak

Polarity: Vertical

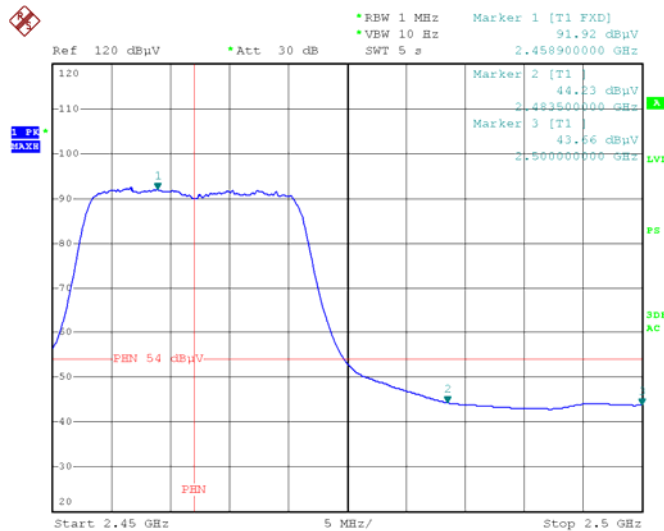


Date: 24.SEP.2013 19:25:56

Band Edges (CH-High)

Detector mode: Average

Polarity: Vertical



Date: 24.SEP.2013 19:26:59

Copyright of this report is owned by Centre of Testing Service and may not be reproduced other than in full except with the written approval of the issuing Company.

CENTRE OF TESTING SERVICE CO., LTD.

A101, No.65, Zhuji Highway, Tianhe District, Guangzhou, China

Tel: +86-20-85543113 (32 lines)

Fax: +86-20-38780406

Complaint line: +86-20-85533471

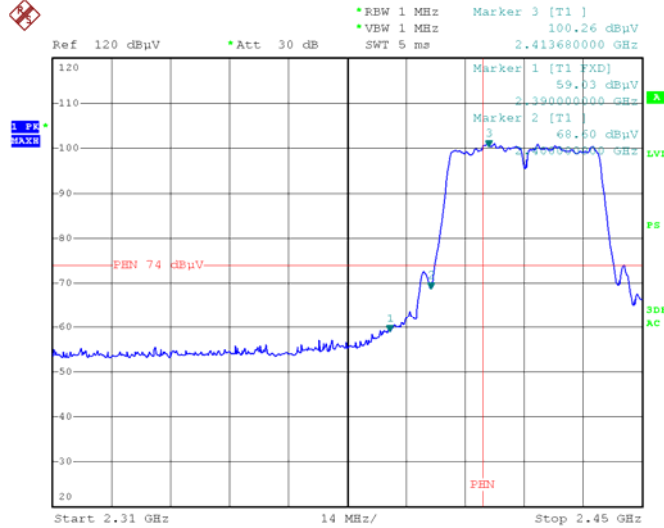
E-mail: cts@cts-lab.com.cn

See Reverse For Terms And Conditions of Service



Modulation Standard: 802.11n(40)
Band Edges (CH-Low)
Detector mode: Peak

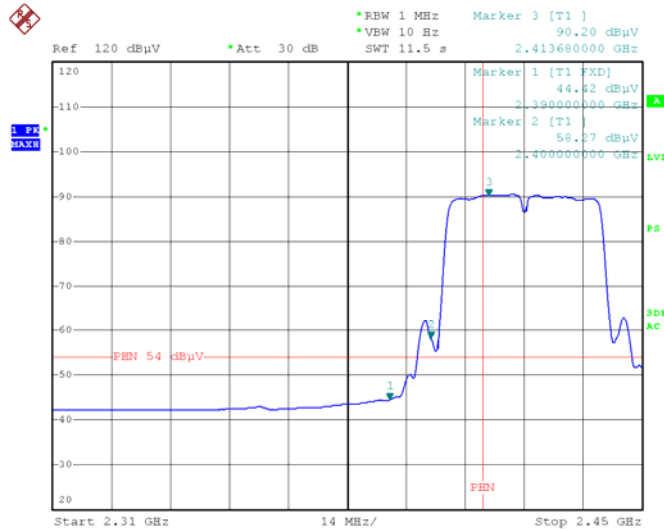
Polarity: Horizontal



Date: 24.SEP.2013 19:10:25

Band Edges (CH-Low)
Detector mode: Average

Polarity: Horizontal



Date: 24.SEP.2013 19:11:24

Copyright of this report is owned by Centre of Testing Service and may not be reproduced other than in full except with the written approval of the issuing Company.

CENTRE OF TESTING SERVICE CO., LTD.

A101, No.65, Zhuji Highway, Tianhe District, Guangzhou, China

Tel: +86-20-85543113 (32 lines)

Fax: +86-20-38780406

Complaint line: +86-20-85533471

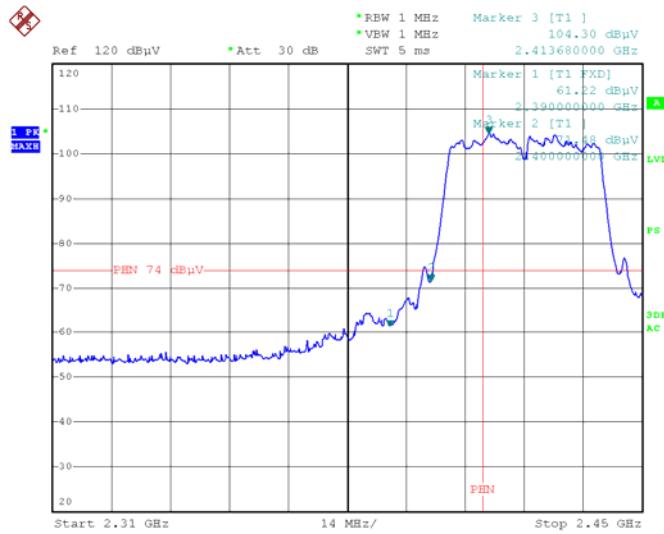
E-mail: cts@cts-lab.com.cn

See Reverse For Terms And Conditions of Service



Band Edges (CH-Low)
Detector mode: Peak

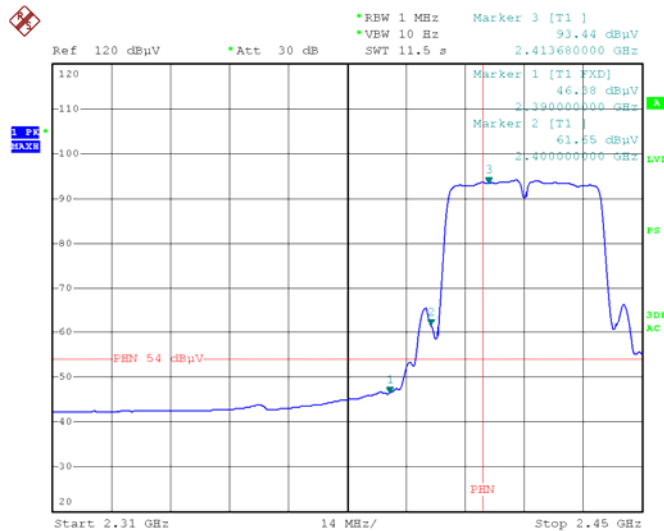
Polarity: Vertical



Date: 24.SEP.2013 19:07:25

Band Edges (CH-Low)
Detector mode: Average

Polarity: Vertical



Date: 24.SEP.2013 19:09:02

Copyright of this report is owned by Centre of Testing Service and may not be reproduced other than in full except with the written approval of the issuing Company.

CENTRE OF TESTING SERVICE CO., LTD.

A101, No.65, Zhuji Highway, Tianhe District, Guangzhou, China
Tel: +86-20-85543113 (32 lines) Fax: +86-20-38780406
Complaint line: +86-20-85533471 E-mail: cts@cts-lab.com.cn

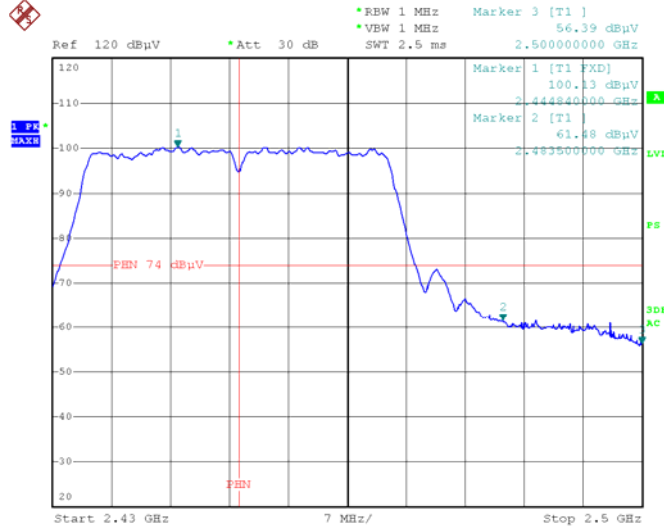
See Reverse For Terms And Conditions of Service



Band Edges (CH-High)

Detector mode: Peak

Polarity: Horizontal

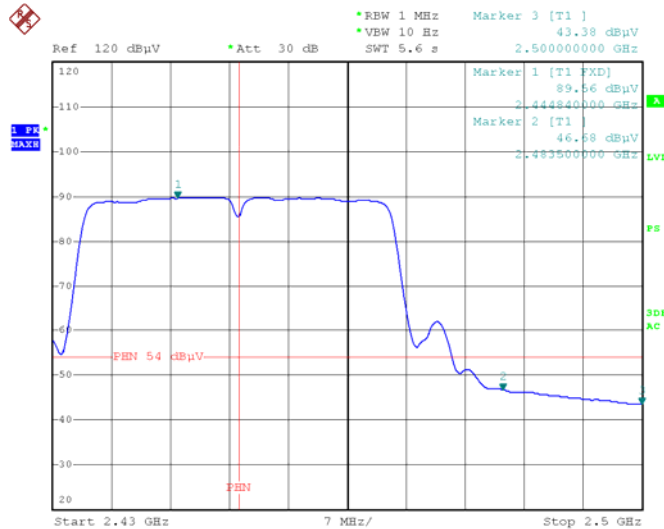


Date: 24.SEP.2013 19:16:00

Band Edges (CH-High)

Detector mode: Average

Polarity: Horizontal



Date: 24.SEP.2013 19:17:13

Copyright of this report is owned by Centre of Testing Service and may not be reproduced other than in full except with the written approval of the issuing Company.

CENTRE OF TESTING SERVICE CO., LTD.

A101, No.65, Zhuji Highway, Tianhe District, Guangzhou, China

Tel: +86-20-85543113 (32 lines)

Fax: +86-20-38780406

Complaint line: +86-20-85533471

E-mail: cts@cts-lab.com.cn

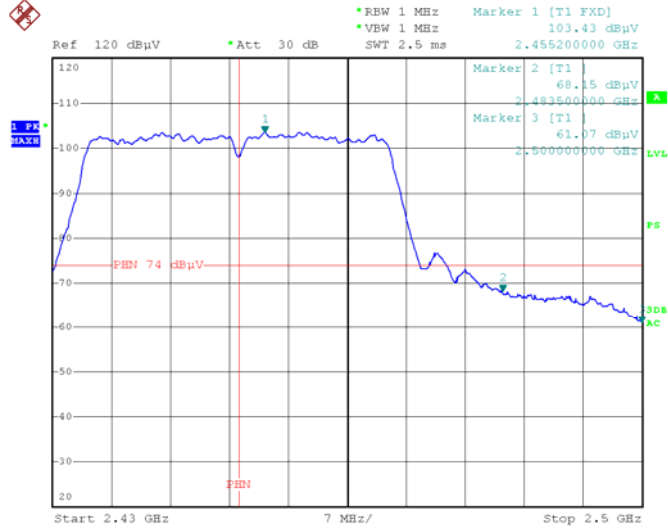
See Reverse For Terms And Conditions of Service



Band Edges (CH-High)

Detector mode: Peak

Polarity: Vertical

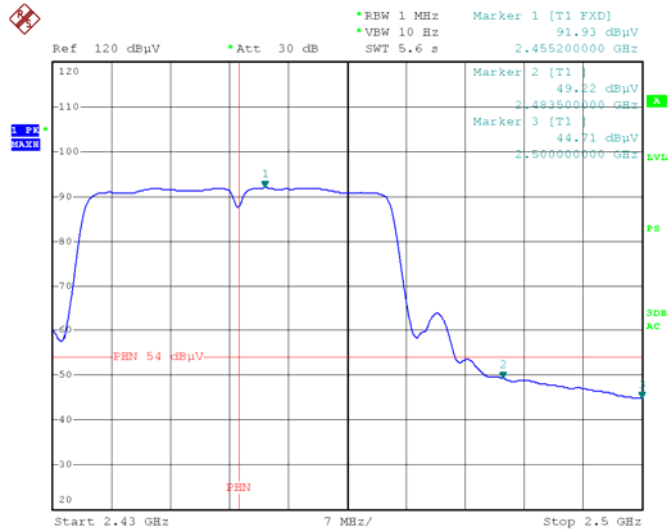


Date: 24.SEP.2013 19:21:47

Band Edges (CH-High)

Detector mode: Average

Polarity: Vertical



Date: 24.SEP.2013 19:23:28

Copyright of this report is owned by Centre of Testing Service and may not be reproduced other than in full except with the written approval of the issuing Company.

CENTRE OF TESTING SERVICE CO., LTD.

A101, No.65, Zhuji Highway, Tianhe District, Guangzhou, China

Tel: +86-20-85543113 (32 lines)

Fax: +86-20-38780406

Complaint line: +86-20-85533471

E-mail: cts@cts-lab.com.cn

See Reverse For Terms And Conditions of Service

11.0 SPURIOUS EMISSIONS

11.1 LIMIT

Except as provided elsewhere in this Subpart, the emissions from an intentional radiator shall not exceed the field strength levels specified in the following table:

FREQUENCY MHz	DISTANCE Meters	FIELD STRENGTHS LIMIT	
		$\mu\text{V}/\text{m}$	$\text{dB}(\mu\text{V})/\text{m}$
0.009 ~ 0.490	300	2400/F(kHz)	---
0.490 ~ 1.705	30	24000/F(kHz)	---
1.705 ~ 30	30	30	---
30 ~ 88	3	100	40.0
88 ~ 216	3	150	43.5
216 ~ 960	3	200	46.0
960 ~ 1000	3	500	54.0
Above 1000	3	Other:74.0 dB(μV)/m (Peak) 54.0 dB(μV)/m (Average)	

Note: Except as provided in paragraph (g), fundamental emissions from intentional radiators operating under this Section shall not be located in the frequency bands 54-72 MHz, 76-88 MHz, 174-216 MHz or 470-806 MHz. However, operation within these frequency bands is permitted under other sections of this Part, e.g., Sections 15.231 and 15.241.

11.2 Test Equipment

Radiated disturbance (electric field)					
Item	Test Equipment	Manufacturer	Model No.	Serial No.	Last Cal.
1	EMI Test Receiver	ROHDE & SCHWARZ	ESCI	100868	2012/11
2	Biconical Antenna	ROHDE & SCHWARZ	HK116	100221	2013/03
3	Log per Antenna	ROHDE & SCHWARZ	HL223	100226	2013/03
4	Log per Antenna	ROHDE & SCHWARZ	HL050	100186	2013/03
5	Signal analyzer	ROHDE & SCHWARZ	FSIQ26	100311	2013/03
6	Loop Antenna	A.R.A	PLA-1030/B	1030	2012/11
7	EMI Test Software	EZ-EMC	Farad	N/A	N/A

Copyright of this report is owned by Centre of Testing Service and may not be reproduced other than in full except with the written approval of the issuing Company.

CENTRE OF TESTING SERVICE CO., LTD.

A101, No.65, Zhuji Highway, Tianhe District, Guangzhou, China

Tel: +86-20-85543113 (32 lines)

Fax: +86-20-38780406

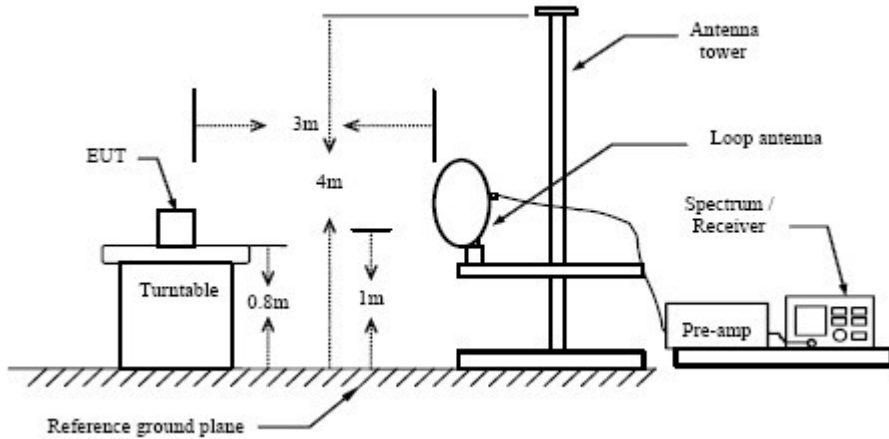
Complaint line: +86-20-85533471

E-mail: cts@cts-lab.com.cn

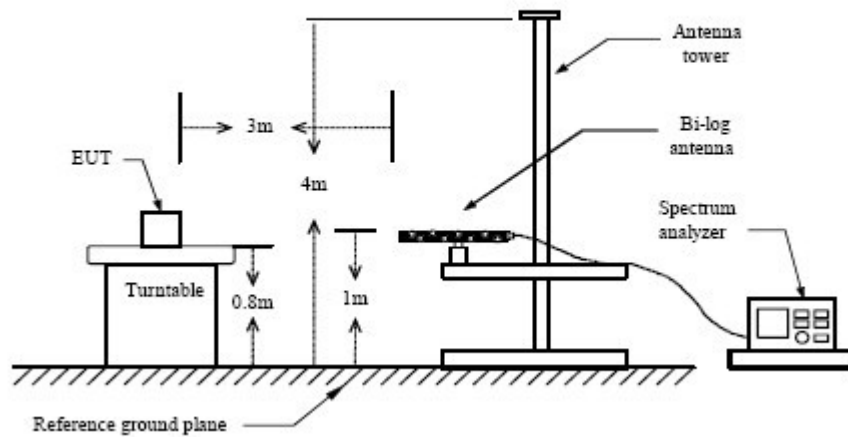
See Reverse For Terms And Conditions of Service

11.3 TEST CONFIGURATION

Below 30MHz



Below 1 GHz



Copyright of this report is owned by Centre of Testing Service and may not be reproduced other than in full except with the written approval of the issuing Company.

CENTRE OF TESTING SERVICE CO., LTD.

A101, No.65, Zhuji Highway, Tianhe District, Guangzhou, China

Tel: +86-20-85543113 (32 lines)

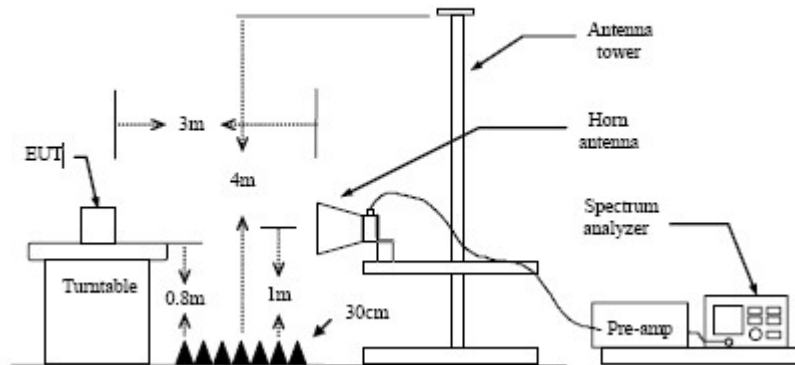
Fax: +86-20-38780406

Complaint line: +86-20-85533471

E-mail: cts@cts-lab.com.cn

See Reverse For Terms And Conditions of Service

Above 1 GHz



11.4 TEST PROCEDURE

1. The EUT is placed on a turntable, which is 0.8m above ground plane.
2. The turntable shall be rotated for 360 degrees to determine the position of maximum emission level.
3. EUT is set 3m away from the receiving antenna, which is varied from 1m to 4m to find out the highest emissions.
4. Maximum procedure was performed on the six highest emissions to ensure EUT compliance.
5. And also, each emission was to be maximized by changing the polarization of receiving antenna both horizontal and vertical.
6. Repeat above procedures until the measurements for all frequencies are complete.

11.5 TEST RESULTS

The frequency range from 9KHz~30MHz, 30MHz to 230MHz, 230MHz to 1000MHz and above 1GHz. is investigated. Please see the following pages.

Copyright of this report is owned by Centre of Testing Service and may not be reproduced other than in full except with the written approval of the issuing Company.

CENTRE OF TESTING SERVICE CO., LTD.

A101, No.65, Zhuji Highway, Tianhe District, Guangzhou, China

Tel: +86-20-85543113 (32 lines)

Fax: +86-20-38780406

Complaint line: +86-20-85533471

E-mail: cts@cts-lab.com.cn

See Reverse For Terms And Conditions of Service



Test Mode:	TX –X Position Mode	Result:	<input checked="" type="checkbox"/> - passed
Frequency range:	9KHz~30MHz		<input type="checkbox"/> - not passed

No.	Frequency (MHz)	Factor (dB)	Reading (dBuV)	Level (dBuV/m)	Limit (dBuV/m)	Margin (dB)	Det.
Remark: The test result reading value is to low, margin all > 10dB of the limit.							

Copyright of this report is owned by Centre of Testing Service and may not be reproduced other than in full except with the written approval of the issuing Company.

CENTRE OF TESTING SERVICE CO., LTD.

A101, No.65, Zhuji Highway, Tianhe District, Guangzhou, China

Tel: +86-20-85543113 (32 lines)

Fax: +86-20-38780406

Complaint line: +86-20-85533471

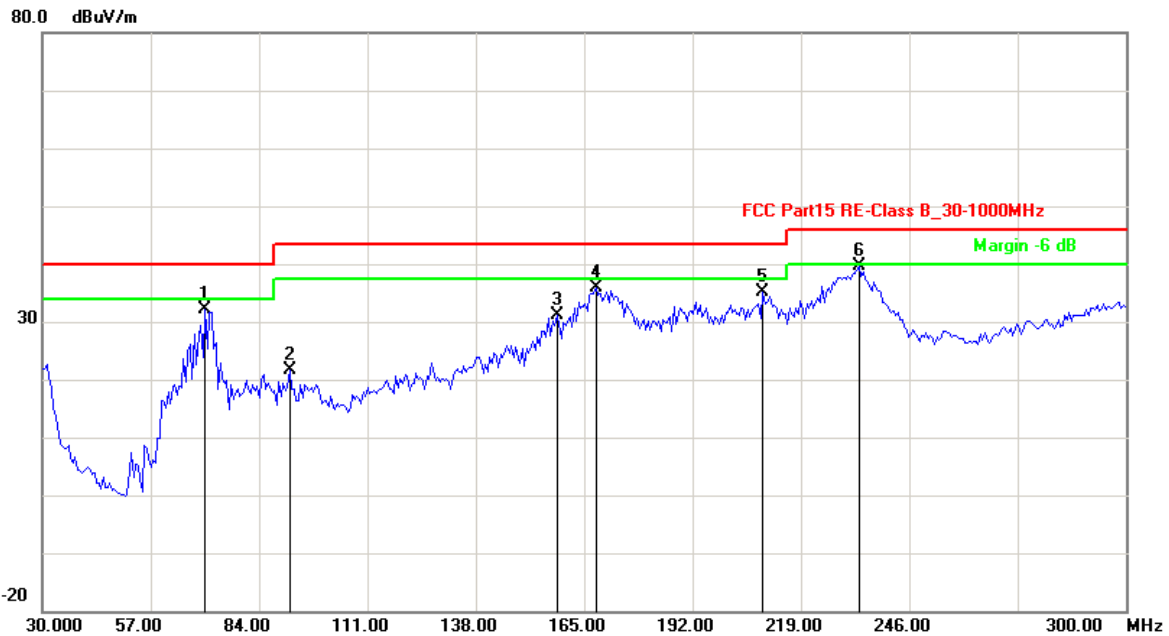
E-mail: cts@cts-lab.com.cn

See Reverse For Terms And Conditions of Service



EUT	Wifi+BT combo card
Antenna Type	PCB Antenna
Operating Condition	DC 3.3V
Test Condition	Ambient Temperature: 25°C Humidity: 56%
Test distance	3 Meter
Test Date:	02~23 September 2013
Operator	Duke
MODEL NO	WLU6300B(T-RoHS)

Channel:	TX -X Position	Result:	<input checked="" type="checkbox"/> - passed
Test point:	Horizontal		<input type="checkbox"/> - not passed
Frequency range:	30MHz-1GHz		



No.	Frequency (MHz)	Factor (dB)	Reading (dBuV)	Level (dBuV/m)	Limit (dBuV/m)	Margin (dB)	Det.
1	70.5812	-22.93	55.11	32.18	40.00	-7.82	QP
2	91.6834	-22.83	44.35	21.52	43.50	-21.98	QP
3	158.2365	-18.65	49.66	31.01	43.50	-12.49	QP
4	167.9760	-17.10	53.04	35.94	43.50	-7.56	QP
5	209.6393	-12.08	47.27	35.19	43.50	-8.31	QP
6	233.4469	-12.61	52.25	39.64	46.00	-6.36	QP

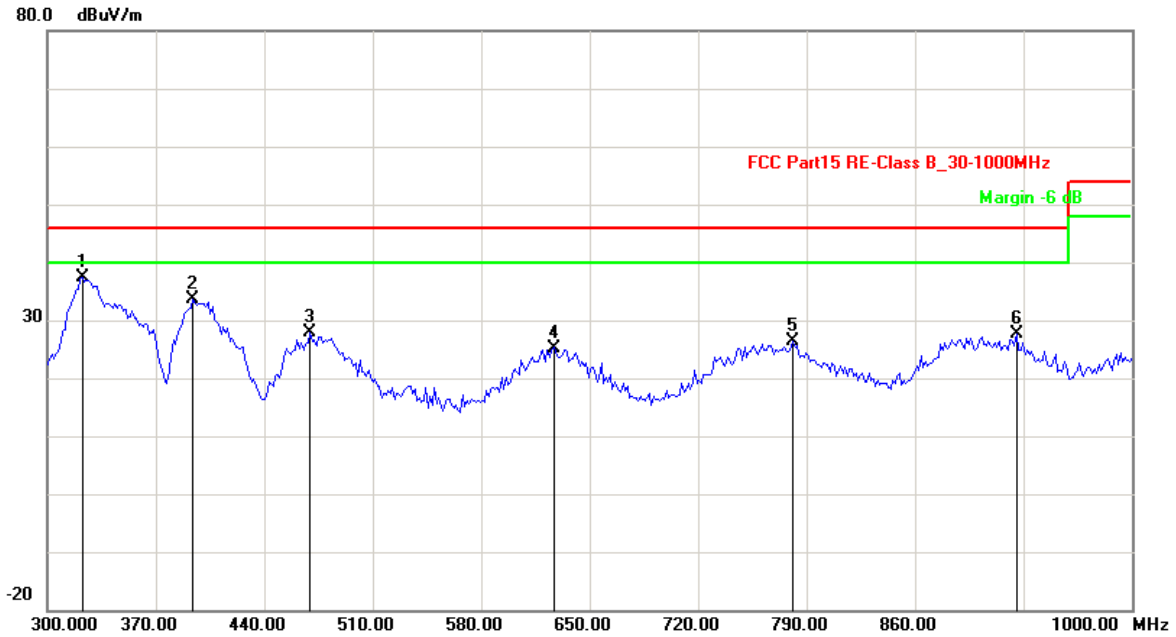
Remark: Other frequency mini margin all >10 dB of Limit

Copyright of this report is owned by Centre of Testing Service and may not be reproduced other than in full except with the written approval of the issuing Company.

CENTRE OF TESTING SERVICE CO., LTD.

A101, No.65, Zhuji Highway, Tianhe District, Guangzhou, China
 Tel: +86-20-85543113 (32 lines) Fax: +86-20-38780406
 Complaint line: +86-20-85533471 E-mail: cts@cts-lab.com.cn

See Reverse For Terms And Conditions of Service



No.	Frequency (MHz)	Factor (dB)	Reading (dBuV)	Level (dBuV/m)	Limit (dBuV/m)	Margin (dB)	Det.
1	322.4449	-17.38	54.65	37.27	46.00	-8.73	QP
2	393.9880	-14.98	48.71	33.73	46.00	-12.27	QP
3	469.7395	-11.56	39.42	27.86	46.00	-18.14	QP
4	626.8537	-7.26	32.51	25.25	46.00	-20.75	QP
5	781.1623	-6.10	32.42	26.32	46.00	-19.68	QP
6	925.6513	-5.22	32.84	27.62	46.00	-18.38	QP

Remark: Other frequency mini margin all >10 dB of Limit

Copyright of this report is owned by Centre of Testing Service and may not be reproduced other than in full except with the written approval of the issuing Company.

CENTRE OF TESTING SERVICE CO., LTD.

A101, No.65, Zhuji Highway, Tianhe District, Guangzhou, China
 Tel: +86-20-85543113 (32 lines) Fax: +86-20-38780406
 Complaint line: +86-20-85533471 E-mail: cts@cts-lab.com.cn

See Reverse For Terms And Conditions of Service



Modulation Standard: 802.11 b	Result: <input checked="" type="checkbox"/> - passed <input type="checkbox"/> - not passed
Channel: Low Channel	
Test point: Horizontal	
Frequency range: 1GHz-26.5GHz	

No.	Frequency (MHz)	Factor (dB)	Reading (dBuV)	Level (dBuV/m)	Limit (dBuV/m)	Margin (dB)	Det.
1	1639.279	-1.32	42.34	41.02	74.00	-32.98	peak
2	1639.279	-1.32	27.86	26.54	54.00	-27.46	AVG
3	2543.086	4.01	43.25	47.26	74.00	-26.74	peak
4	2543.086	4.01	28.58	32.59	54.00	-21.41	AVG
5	2939.880	6.26	42.11	48.37	74.00	-25.63	peak
6	2939.880	6.26	27.15	33.41	54.00	-20.59	AVG
7	3557.114	8.39	39.71	48.10	74.00	-25.90	peak
8	3557.114	8.39	24.87	33.26	54.00	-20.74	AVG
9	5673.347	14.33	38.77	53.10	74.00	-20.90	peak
10	5673.347	14.33	23.89	38.22	54.00	-15.78	AVG
11	7370.742	18.32	36.25	54.57	74.00	-19.43	peak
12	7370.742	18.32	21.16	39.48	54.00	-14.52	AVG

Remark: Other frequency mini margin all >10 dB of Limit

Modulation Standard: 802.11 b	Result: <input checked="" type="checkbox"/> - passed <input type="checkbox"/> - not passed
Channel: Middle Channel	
Test point: Horizontal	
Frequency range: 1GHz-26.5GHz	

No.	Frequency (MHz)	Factor (dB)	Reading (dBuV)	Level (dBuV/m)	Limit (dBuV/m)	Margin (dB)	Det.
1	3006.012	6.62	41.32	47.94	74.00	-26.06	peak
2	3006.012	6.62	26.00	32.62	54.00	-21.38	AVG
3	3490.982	8.18	40.53	48.71	74.00	-25.29	peak
4	3490.982	8.18	24.87	33.05	54.00	-20.95	AVG
5	4416.834	10.79	38.19	48.98	74.00	-25.02	peak
6	4416.834	10.79	22.46	33.25	54.00	-20.75	AVG
7	5496.994	13.76	38.29	52.05	74.00	-21.95	peak
8	5496.994	13.76	23.83	37.59	54.00	-16.41	AVG
9	7260.521	18.16	38.19	56.35	74.00	-17.65	peak
10	7260.521	18.16	23.10	41.26	54.00	-12.74	AVG
11	7899.800	19.05	36.47	55.52	74.00	-18.48	peak
12	7899.800	19.05	21.11	40.16	54.00	-13.84	AVG

Remark: Other frequency mini margin all >10 dB of Limit

Copyright of this report is owned by Centre of Testing Service and may not be reproduced other than in full except with the written approval of the issuing Company.

CENTRE OF TESTING SERVICE CO., LTD.

A101, No.65, Zhuji Highway, Tianhe District, Guangzhou, China
 Tel: +86-20-85543113 (32 lines) Fax: +86-20-38780406
 Complaint line: +86-20-85533471 E-mail: cts@cts-lab.com.cn

See Reverse For Terms And Conditions of Service



Modulation Standard: 802.11 b	Result: <input checked="" type="checkbox"/> - passed <input type="checkbox"/> - not passed
Channel: High Channel	
Test point: Horizontal	
Frequency range: 1GHz-26.5GHz	

No.	Frequency (MHz)	Factor (dB)	Reading (dBuV)	Level (dBuV/m)	Limit (dBuV/m)	Margin (dB)	Det.
1	1264.529	-3.44	51.04	47.60	74.00	-26.40	peak
2	1264.529	-3.44	36.09	32.65	54.00	-21.35	AVG
3	3050.100	6.76	42.16	48.92	74.00	-25.08	peak
4	3050.100	6.76	26.50	33.26	54.00	-20.74	AVG
5	3711.423	8.88	39.88	48.76	74.00	-25.24	peak
6	3711.423	8.88	24.86	33.74	54.00	-20.26	AVG
7	5342.685	13.26	38.60	51.86	74.00	-22.14	peak
8	5342.685	13.26	23.71	36.97	54.00	-17.03	AVG
9	7392.786	18.35	37.41	55.76	74.00	-18.24	peak
10	7392.786	18.35	21.77	40.12	54.00	-13.88	AVG
11	7921.844	19.08	37.32	56.40	74.00	-17.60	peak
12	7921.844	19.08	22.58	41.66	54.00	-12.34	AVG

Remark: Other frequency mini margin all >10 dB of Limit

Copyright of this report is owned by Centre of Testing Service and may not be reproduced other than in full except with the written approval of the issuing Company.

CENTRE OF TESTING SERVICE CO., LTD.

A101, No.65, Zhuji Highway, Tianhe District, Guangzhou, China
 Tel: +86-20-85543113 (32 lines) Fax: +86-20-38780406
 Complaint line: +86-20-85533471 E-mail: cts@cts-lab.com.cn

See Reverse For Terms And Conditions of Service



Modulation Standard: 802.11 g	Result: <input checked="" type="checkbox"/> - passed <input type="checkbox"/> - not passed
Channel: Low Channel	
Test point: Horizontal	
Frequency range: 1GHz-26.5GHz	

No.	Frequency (MHz)	Factor (dB)	Reading (dBuV)	Level (dBuV/m)	Limit (dBuV/m)	Margin (dB)	Det.
1	3226.453	7.33	41.45	48.78	74.00	-25.22	peak
2	3226.453	7.33	25.83	33.16	54.00	-20.84	AVG
3	3689.379	8.81	38.63	47.44	74.00	-26.56	peak
4	3689.379	8.81	23.76	32.57	54.00	-21.43	AVG
5	4482.966	10.94	37.76	48.70	74.00	-25.30	peak
6	4482.966	10.94	22.70	33.64	54.00	-20.36	AVG
7	5386.774	13.41	38.39	51.80	74.00	-22.20	peak
8	5386.774	13.41	23.53	36.94	54.00	-17.06	AVG
9	7238.477	18.13	35.55	53.68	74.00	-20.32	peak
10	7238.477	18.13	20.02	38.15	54.00	-15.85	AVG
11	7877.756	19.02	36.28	55.30	74.00	-18.70	peak
12	7877.756	19.02	21.21	40.23	54.00	-13.77	AVG

Remark: Other frequency mini margin all >10 dB of Limit

Modulation Standard: 802.11 g	Result: <input checked="" type="checkbox"/> - passed <input type="checkbox"/> - not passed
Channel: Middle Channel	
Test point: Horizontal	
Frequency range: 1GHz-26.5GHz	

No.	Frequency (MHz)	Factor (dB)	Reading (dBuV)	Level (dBuV/m)	Limit (dBuV/m)	Margin (dB)	Det.
1	2917.836	6.13	41.04	47.17	74.00	-26.83	peak
2	2917.836	6.13	26.48	32.61	54.00	-21.39	AVG
3	3226.453	7.33	39.93	47.26	74.00	-26.74	peak
4	3226.453	7.33	24.82	32.15	54.00	-21.85	AVG
5	3975.952	9.73	39.44	49.17	74.00	-24.83	peak
6	3975.952	9.73	24.39	34.12	54.00	-19.88	AVG
7	4747.495	11.57	36.31	47.88	74.00	-26.12	peak
8	4747.495	11.57	21.05	32.62	54.00	-21.38	AVG
9	5937.876	15.18	38.38	53.56	74.00	-20.44	peak
10	5937.876	15.18	22.97	38.15	54.00	-15.85	AVG
11	7370.742	18.32	36.02	54.34	74.00	-19.66	peak
12	7370.742	18.32	21.34	39.66	54.00	-14.34	AVG

Remark: Other frequency mini margin all >10 dB of Limit

Copyright of this report is owned by Centre of Testing Service and may not be reproduced other than in full except with the written approval of the issuing Company.

CENTRE OF TESTING SERVICE CO., LTD.

A101, No.65, Zhuji Highway, Tianhe District, Guangzhou, China

Tel: +86-20-85543113 (32 lines)

Fax: +86-20-38780406

Complaint line: +86-20-85533471

E-mail: cts@cts-lab.com.cn

See Reverse For Terms And Conditions of Service



Modulation Standard: 802.11 g	Result: <input checked="" type="checkbox"/> - passed
Channel: High Channel	<input type="checkbox"/> - not passed
Test point: Horizontal	
Frequency range: 1GHz-26.5GHz	

No.	Frequency (MHz)	Factor (dB)	Reading (dBuV)	Level (dBuV/m)	Limit (dBuV/m)	Margin (dB)	Det.
1	3116.233	6.97	40.85	47.82	74.00	-26.18	peak
2	3116.233	6.97	25.67	32.64	54.00	-21.36	AVG
3	3755.511	9.03	38.83	47.86	74.00	-26.14	peak
4	3755.511	9.03	24.02	33.05	54.00	-20.95	AVG
5	4460.922	10.89	37.17	48.06	74.00	-25.94	peak
6	4460.922	10.89	22.79	33.68	54.00	-20.32	AVG
7	5739.479	14.54	37.74	52.28	74.00	-21.72	peak
8	5739.479	14.54	22.92	37.46	54.00	-16.54	AVG
9	7877.756	19.02	35.04	54.06	74.00	-19.94	peak
10	7877.756	19.02	21.10	40.12	54.00	-13.88	AVG
11	8825.651	21.52	33.33	54.85	74.00	-19.15	peak
12	8825.651	21.52	18.15	39.67	54.00	-14.33	AVG

Remark: Other frequency mini margin all >10 dB of Limit

Modulation Standard: 802.11 n(20)	Result: <input checked="" type="checkbox"/> - passed
Channel: Low Channel	<input type="checkbox"/> - not passed
Test point: Horizontal	
Frequency range: 1GHz-26.5GHz	

No.	Frequency (MHz)	Factor (dB)	Reading (dBuV)	Level (dBuV/m)	Limit (dBuV/m)	Margin (dB)	Det.
1	1242.485	-3.63	50.58	46.95	74.00	-27.05	peak
2	1242.485	-3.63	34.89	31.26	54.00	-22.74	AVG
3	1484.970	-1.51	48.02	46.51	74.00	-27.49	peak
4	1484.970	-1.51	33.59	32.08	54.00	-21.92	AVG
5	3468.938	8.11	42.47	50.58	74.00	-23.42	peak
6	3468.938	8.11	27.13	35.24	54.00	-18.76	AVG
7	4174.349	10.22	39.92	50.14	74.00	-23.86	peak
8	4174.349	10.22	25.39	35.61	54.00	-18.39	AVG
9	5122.244	12.55	38.86	51.41	74.00	-22.59	peak
10	5122.244	12.55	24.40	36.95	54.00	-17.05	AVG
11	7128.257	17.98	39.10	57.08	74.00	-16.92	peak
12	7128.257	17.98	24.21	42.19	54.00	-11.81	AVG

Remark: Other frequency mini margin all >10 dB of Limit

Copyright of this report is owned by Centre of Testing Service and may not be reproduced other than in full except with the written approval of the issuing Company.

CENTRE OF TESTING SERVICE CO., LTD.

A101, No.65, Zhuji Highway, Tianhe District, Guangzhou, China

Tel: +86-20-85543113 (32 lines)

Fax: +86-20-38780406

Complaint line: +86-20-85533471

E-mail: cts@cts-lab.com.cn

See Reverse For Terms And Conditions of Service



Modulation Standard: 802.11 n(20) Channel: Middle Channel Test point: Horizontal Frequency range: 1GHz-26.5GHz	Result: <input checked="" type="checkbox"/> - passed <input type="checkbox"/> - not passed
---	---

No.	Frequency (MHz)	Factor (dB)	Reading (dBuV)	Level (dBuV/m)	Limit (dBuV/m)	Margin (dB)	Det.
1	1330.661	-2.86	48.64	45.78	74.00	-28.22	peak
2	1330.661	-2.86	33.12	30.26	54.00	-23.74	AVG
3	1595.190	-1.34	46.11	44.77	74.00	-29.23	peak
4	1595.190	-1.34	31.56	30.22	54.00	-23.78	AVG
5	3028.056	6.69	42.89	49.58	74.00	-24.42	peak
6	3028.056	6.69	27.46	34.15	54.00	-19.85	AVG
7	3468.938	8.11	42.70	50.81	74.00	-23.19	peak
8	3468.938	8.11	27.53	35.64	54.00	-18.36	AVG
9	5496.994	13.76	39.43	53.19	74.00	-20.81	peak
10	5496.994	13.76	24.73	38.49	54.00	-15.51	AVG
11	7414.830	18.38	38.46	56.84	74.00	-17.16	peak
12	7414.830	18.38	22.91	41.29	54.00	-12.71	AVG

Remark: Other frequency mini margin all >10 dB of Limit

Modulation Standard: 802.11 n(20) Channel: High Channel Test point: Horizontal Frequency range: 1GHz-26.5GHz	Result: <input checked="" type="checkbox"/> - passed <input type="checkbox"/> - not passed
---	---

No.	Frequency (MHz)	Factor (dB)	Reading (dBuV)	Level (dBuV/m)	Limit (dBuV/m)	Margin (dB)	Det.
1	1198.397	-4.02	51.13	47.11	74.00	-26.89	peak
2	1198.397	-4.02	36.27	32.25	54.00	-21.75	AVG
3	1595.190	-1.34	48.73	47.39	74.00	-26.61	peak
4	1595.190	-1.34	33.48	32.14	54.00	-21.86	AVG
5	1947.896	-1.17	47.28	46.11	74.00	-27.89	peak
6	1947.896	-1.17	33.02	31.85	54.00	-22.15	AVG
7	3424.850	7.96	43.34	51.30	74.00	-22.70	peak
8	3424.850	7.96	28.62	36.58	54.00	-17.42	AVG
9	5012.024	12.20	40.15	52.35	74.00	-21.65	peak
10	5012.024	12.20	25.29	37.49	54.00	-16.51	AVG
11	7414.830	18.38	38.82	57.20	74.00	-16.80	peak
12	7414.830	18.38	24.21	42.59	54.00	-11.41	AVG

Remark: Other frequency mini margin all >10 dB of Limit

Copyright of this report is owned by Centre of Testing Service and may not be reproduced other than in full except with the written approval of the issuing Company.

CENTRE OF TESTING SERVICE CO., LTD.

A101, No.65, Zhuji Highway, Tianhe District, Guangzhou, China
 Tel: +86-20-85543113 (32 lines) Fax: +86-20-38780406
 Complaint line: +86-20-85533471 E-mail: cts@cts-lab.com.cn

See Reverse For Terms And Conditions of Service



Modulation Standard: 802.11 n(40) Channel: Low Channel Test point: Horizontal Frequency range: 1GHz-26.5GHz	Result: <input checked="" type="checkbox"/> - passed <input type="checkbox"/> - not passed
--	---

No.	Frequency (MHz)	Factor (dB)	Reading (dBuV)	Level (dBuV/m)	Limit (dBuV/m)	Margin (dB)	Det.
1	1176.353	-4.21	45.31	41.10	74.00	-32.90	peak
2	1176.353	-4.21	30.74	26.53	54.00	-27.47	AVG
3	2983.968	6.51	43.13	49.64	74.00	-24.36	peak
4	2983.968	6.51	28.08	34.59	54.00	-19.41	AVG
5	3821.643	9.24	40.43	49.67	74.00	-24.33	peak
6	3821.643	9.24	25.88	35.12	54.00	-18.88	AVG
7	4769.539	11.62	39.38	51.00	74.00	-23.00	peak
8	4769.539	11.62	25.33	36.95	54.00	-17.05	AVG
9	5651.303	14.26	38.48	52.74	74.00	-21.26	peak
10	5651.303	14.26	23.19	37.45	54.00	-16.55	AVG
11	7326.653	18.25	37.07	55.32	74.00	-18.68	peak
12	7326.653	18.25	21.93	40.18	54.00	-13.82	AVG

Remark: Other frequency mini margin all >10 dB of Limit

Modulation Standard: 802.11 n(40) Channel: Middle Channel Test point: Horizontal Frequency range: 1GHz-26.5GHz	Result: <input checked="" type="checkbox"/> - passed <input type="checkbox"/> - not passed
---	---

No.	Frequency (MHz)	Factor (dB)	Reading (dBuV)	Level (dBuV/m)	Limit (dBuV/m)	Margin (dB)	Det.
1	1198.397	-4.02	44.08	40.06	74.00	-33.94	peak
2	1198.397	-4.02	29.38	25.36	54.00	-28.64	AVG
3	2124.249	0.07	42.96	43.03	74.00	-30.97	peak
4	2124.249	0.07	28.49	28.56	54.00	-25.44	AVG
5	2675.351	4.76	42.53	47.29	74.00	-26.71	peak
6	2675.351	4.76	27.71	32.47	54.00	-21.53	AVG
7	3204.409	7.26	41.44	48.70	74.00	-25.30	peak
8	3204.409	7.26	26.36	33.62	54.00	-20.38	AVG
9	5342.685	13.26	38.29	51.55	74.00	-22.45	peak
10	5342.685	13.26	23.69	36.95	54.00	-17.05	AVG
11	5893.788	15.04	39.78	54.82	74.00	-19.18	peak
12	5893.788	15.04	25.09	40.13	54.00	-13.87	AVG

Remark: Other frequency mini margin all >10 dB of Limit

Copyright of this report is owned by Centre of Testing Service and may not be reproduced other than in full except with the written approval of the issuing Company.

CENTRE OF TESTING SERVICE CO., LTD.

A101, No.65, Zhuji Highway, Tianhe District, Guangzhou, China

Tel: +86-20-85543113 (32 lines)

Fax: +86-20-38780406

Complaint line: +86-20-85533471

E-mail: cts@cts-lab.com.cn

See Reverse For Terms And Conditions of Service



Modulation Standard: 802.11 n(40) Channel: High Channel Test point: Horizontal Frequency range: 1GHz-26.5GHz	Result: <input checked="" type="checkbox"/> - passed <input type="checkbox"/> - not passed
---	---

No.	Frequency (MHz)	Factor (dB)	Reading (dBuV)	Level (dBuV/m)	Limit (dBuV/m)	Margin (dB)	Det.
1	1198.397	-4.02	51.70	47.68	74.00	-26.32	peak
2	1198.397	-4.02	36.18	32.16	54.00	-21.84	AVG
3	1595.190	-1.34	49.17	47.83	74.00	-26.17	peak
4	1595.190	-1.34	34.02	32.68	54.00	-21.32	AVG
5	3006.012	6.62	43.05	49.67	74.00	-24.33	peak
6	3006.012	6.62	28.13	34.75	54.00	-19.25	AVG
7	3557.114	8.39	41.90	50.29	74.00	-23.71	peak
8	3557.114	8.39	26.90	35.29	54.00	-18.71	AVG
9	4505.010	11.00	38.46	49.46	74.00	-24.54	peak
10	4505.010	11.00	23.26	34.26	54.00	-19.74	AVG
11	5254.509	12.98	38.23	51.21	74.00	-22.79	peak
12	5254.509	12.98	23.97	36.95	54.00	-17.05	AVG

Remark: Other frequency mini margin all >10 dB of Limit

Copyright of this report is owned by Centre of Testing Service and may not be reproduced other than in full except with the written approval of the issuing Company.

CENTRE OF TESTING SERVICE CO., LTD.

A101, No.65, Zhuji Highway, Tianhe District, Guangzhou, China

Tel: +86-20-85543113 (32 lines)

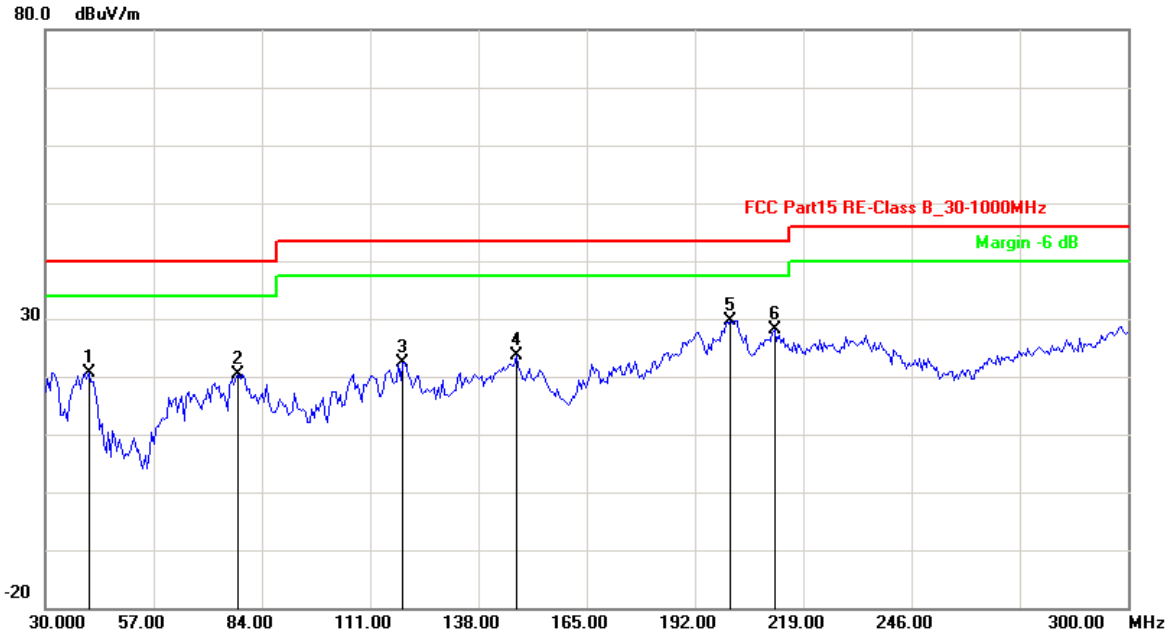
Fax: +86-20-38780406

Complaint line: +86-20-85533471

E-mail: cts@cts-lab.com.cn

See Reverse For Terms And Conditions of Service

Channel:	TX -X Position	Result:	<input checked="" type="checkbox"/> - passed
Test point:	Vertical		<input type="checkbox"/> - not passed
Frequency range:	30MHz-1GHz		



No.	Frequency (MHz)	Factor (dB)	Reading (dBuV)	Level (dBuV/m)	Limit (dBuV/m)	Margin (dB)	Det.
1	40.8216	-26.49	47.18	20.69	40.00	-19.31	QP
2	78.1563	-21.42	41.84	20.42	40.00	-19.58	QP
3	119.2786	-18.30	40.58	22.28	43.50	-21.22	QP
4	147.4148	-17.09	40.78	23.69	43.50	-19.81	QP
5	200.9820	-12.60	42.30	29.70	43.50	-13.80	QP
6	211.8036	-12.13	40.24	28.11	43.50	-15.39	QP

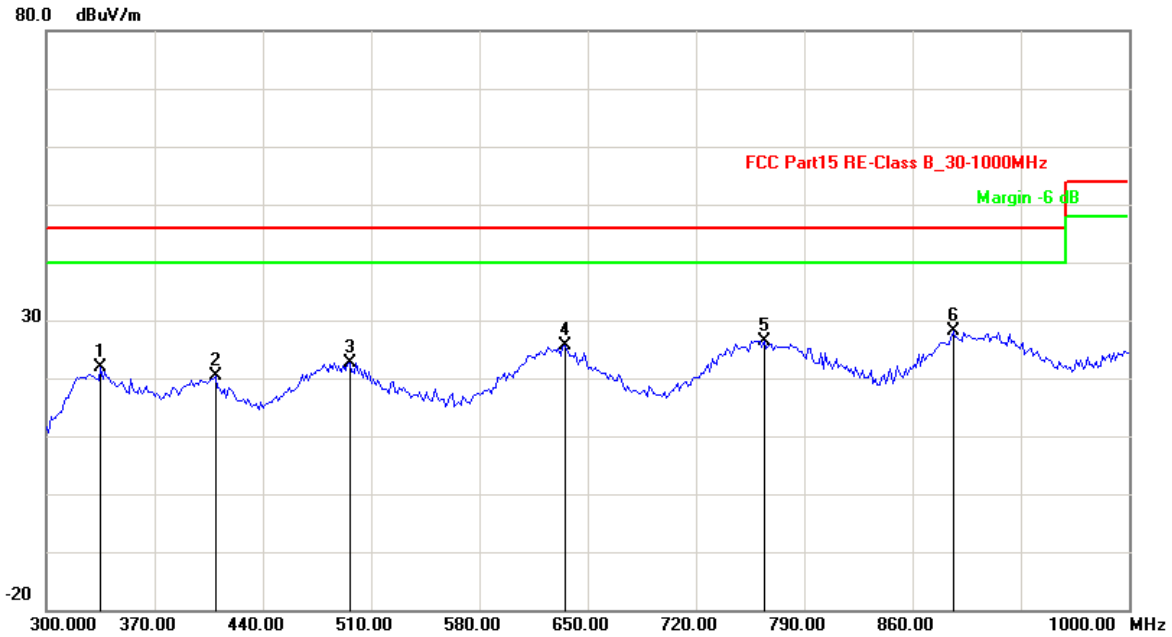
Remark: Other frequency mini margin all >10 dB of Limit

Copyright of this report is owned by Centre of Testing Service and may not be reproduced other than in full except with the written approval of the issuing Company.

CENTRE OF TESTING SERVICE CO., LTD.

A101, No.65, Zhuji Highway, Tianhe District, Guangzhou, China
 Tel: +86-20-85543113 (32 lines) Fax: +86-20-38780406
 Complaint line: +86-20-85533471 E-mail: cts@cts-lab.com.cn

See Reverse For Terms And Conditions of Service



No.	Frequency (MHz)	Factor (dB)	Reading (dBuV)	Level (dBuV/m)	Limit (dBuV/m)	Margin (dB)	Det.
1	335.0701	-14.31	36.26	21.95	46.00	-24.05	QP
2	409.4188	-14.91	35.33	20.42	46.00	-25.58	QP
3	496.3928	-10.08	32.70	22.62	46.00	-23.38	QP
4	635.2705	-7.48	33.20	25.72	46.00	-20.28	QP
5	764.3287	-5.59	32.03	26.44	46.00	-19.56	QP
6	886.3727	-4.62	32.69	28.07	46.00	-17.93	QP

Remark: Other frequency mini margin all >10 dB of Limit

Modulation Standard:	802.11 b	Result:	<input checked="" type="checkbox"/> - passed
Channel:	Low Channel		<input type="checkbox"/> - not passed
Test point:	Vertical		
Frequency range:	1GHz-26.5GHz		

No.	Frequency (MHz)	Factor (dB)	Reading (dBuV)	Level (dBuV/m)	Limit (dBuV/m)	Margin (dB)	Det.
1	1595.190	-1.34	44.12	42.78	74.00	-31.22	peak
2	1595.190	-1.34	28.80	27.46	54.00	-26.54	AVG
3	2895.792	6.01	43.73	49.74	74.00	-24.26	peak
4	2895.792	6.01	28.13	34.14	54.00	-19.86	AVG
5	3733.467	8.95	38.79	47.74	74.00	-26.26	peak
6	3733.467	8.95	23.24	32.19	54.00	-21.81	AVG
7	4152.305	10.17	37.25	47.42	74.00	-26.58	peak
8	4152.305	10.17	22.49	32.66	54.00	-21.34	AVG
9	5585.170	14.04	38.37	52.41	74.00	-21.59	peak
10	5585.170	14.04	23.42	37.46	54.00	-16.54	AVG
11	7216.433	18.10	35.89	53.99	74.00	-20.01	peak
12	7216.433	18.10	20.61	38.71	54.00	-15.29	AVG

Remark: Other frequency mini margin all >10 dB of Limit

Copyright of this report is owned by Centre of Testing Service and may not be reproduced other than in full except with the written approval of the issuing Company.

CENTRE OF TESTING SERVICE CO., LTD.

A101, No.65, Zhuji Highway, Tianhe District, Guangzhou, China
 Tel: +86-20-85543113 (32 lines) Fax: +86-20-38780406
 Complaint line: +86-20-85533471 E-mail: cts@cts-lab.com.cn

See Reverse For Terms And Conditions of Service



Modulation Standard: 802.11 b	Result: <input checked="" type="checkbox"/> - passed <input type="checkbox"/> - not passed
Channel: Middle Channel	
Test point: Vertical	
Frequency range: 1GHz-26.5GHz	

No.	Frequency (MHz)	Factor (dB)	Reading (dBuV)	Level (dBuV/m)	Limit (dBuV/m)	Margin (dB)	Det.
1	1176.353	-4.21	45.80	41.59	74.00	-32.41	peak
2	1176.353	-4.21	30.56	26.35	54.00	-27.65	AVG
3	3336.673	7.68	41.29	48.97	74.00	-25.03	peak
4	3336.673	7.68	25.37	33.05	54.00	-20.95	AVG
5	4086.172	10.01	37.34	47.35	74.00	-26.65	peak
6	4086.172	10.01	22.60	32.61	54.00	-21.39	AVG
7	5408.818	13.48	36.87	50.35	74.00	-23.65	peak
8	5408.818	13.48	21.93	35.41	54.00	-18.59	AVG
9	6004.008	15.39	38.39	53.78	74.00	-20.22	peak
10	6004.008	15.39	24.33	39.72	54.00	-14.28	AVG
11	7194.389	18.07	36.63	54.70	74.00	-19.30	peak
12	7194.389	18.07	21.61	39.68	54.00	-14.32	AVG

Remark: Other frequency mini margin all >10 dB of Limit

Modulation Standard: 802.11 b	Result: <input checked="" type="checkbox"/> - passed <input type="checkbox"/> - not passed
Channel: High Channel	
Test point: Vertical	
Frequency range: 1GHz-26.5GHz	

No.	Frequency (MHz)	Factor (dB)	Reading (dBuV)	Level (dBuV/m)	Limit (dBuV/m)	Margin (dB)	Det.
1	3733.467	8.95	40.02	48.97	74.00	-25.03	peak
2	3733.467	8.95	24.67	33.62	54.00	-20.38	AVG
3	4130.261	10.12	38.87	48.99	74.00	-25.01	peak
4	4130.261	10.12	23.03	33.15	54.00	-20.85	AVG
5	4813.627	11.72	37.27	48.99	74.00	-25.01	peak
6	4813.627	11.72	22.13	33.85	54.00	-20.15	AVG
7	5386.774	13.41	37.65	51.06	74.00	-22.94	peak
8	5386.774	13.41	22.07	35.48	54.00	-18.52	AVG
9	6643.287	16.94	41.64	58.58	74.00	-15.42	peak
10	6643.287	16.94	26.35	43.29	54.00	-10.71	AVG
11	7635.270	18.68	36.54	55.22	74.00	-18.78	peak
12	7635.270	18.68	21.49	40.17	54.00	-13.83	AVG

Remark: Other frequency mini margin all >10 dB of Limit

Copyright of this report is owned by Centre of Testing Service and may not be reproduced other than in full except with the written approval of the issuing Company.

CENTRE OF TESTING SERVICE CO., LTD.

A101, No.65, Zhuji Highway, Tianhe District, Guangzhou, China
 Tel: +86-20-85543113 (32 lines) Fax: +86-20-38780406
 Complaint line: +86-20-85533471 E-mail: cts@cts-lab.com.cn

See Reverse For Terms And Conditions of Service



Modulation Standard: 802.11 g Channel: Low Channel Test point: Vertical Frequency range: 1GHz-26.5GHz	Result: <input checked="" type="checkbox"/> - passed <input type="checkbox"/> - not passed
--	---

No.	Frequency (MHz)	Factor (dB)	Reading (dBuV)	Level (dBuV/m)	Limit (dBuV/m)	Margin (dB)	Det.
1	1308.617	-3.05	45.85	42.80	74.00	-31.20	peak
2	1308.617	-3.05	30.51	27.46	54.00	-26.54	AVG
3	1551.102	-1.36	42.53	41.17	74.00	-32.83	peak
4	1551.102	-1.36	27.71	26.35	54.00	-27.65	AVG
5	3116.233	6.97	40.10	47.07	74.00	-26.93	peak
6	3116.233	6.97	25.66	32.63	54.00	-21.37	AVG
7	3513.026	8.25	39.39	47.64	74.00	-26.36	peak
8	3513.026	8.25	23.90	32.15	54.00	-21.85	AVG
9	5320.641	13.19	36.69	49.88	74.00	-24.12	peak
10	5320.641	13.19	20.99	34.18	54.00	-19.82	AVG
11	6290.581	16.08	38.53	54.61	74.00	-19.39	peak
12	6290.581	16.08	23.66	39.74	54.00	-14.26	AVG

Remark: Other frequency mini margin all >10 dB of Limit

Modulation Standard: 802.11 g Channel: Middle Channel Test point: Vertical Frequency range: 1GHz-26.5GHz	Result: <input checked="" type="checkbox"/> - passed <input type="checkbox"/> - not passed
---	---

No.	Frequency (MHz)	Factor (dB)	Reading (dBuV)	Level (dBuV/m)	Limit (dBuV/m)	Margin (dB)	Det.
1	1176.353	-4.21	45.87	41.66	74.00	-32.34	peak
2	1176.353	-4.21	30.55	26.34	54.00	-27.66	AVG
3	2983.968	6.51	41.78	48.29	74.00	-25.71	peak
4	2983.968	6.51	27.01	33.52	54.00	-20.48	AVG
5	3358.717	7.75	41.31	49.06	74.00	-24.94	peak
6	3358.717	7.75	27.41	35.16	54.00	-18.84	AVG
7	5452.906	13.62	38.04	51.66	74.00	-22.34	peak
8	5452.906	13.62	23.35	36.97	54.00	-17.03	AVG
9	5959.920	15.25	39.86	55.11	74.00	-18.89	peak
10	5959.920	15.25	24.88	40.13	54.00	-13.87	AVG
11	7503.006	18.50	38.51	57.01	74.00	-16.99	peak
12	7503.006	18.50	25.08	43.58	54.00	-10.42	AVG

Remark: Other frequency mini margin all >10 dB of Limit

Copyright of this report is owned by Centre of Testing Service and may not be reproduced other than in full except with the written approval of the issuing Company.

CENTRE OF TESTING SERVICE CO., LTD.

A101, No.65, Zhuji Highway, Tianhe District, Guangzhou, China
 Tel: +86-20-85543113 (32 lines) Fax: +86-20-38780406
 Complaint line: +86-20-85533471 E-mail: cts@cts-lab.com.cn

See Reverse For Terms And Conditions of Service



Modulation Standard: 802.11 g Channel: High Channel Test point: Vertical Frequency range: 1GHz-26.5GHz	Result: <input checked="" type="checkbox"/> - passed <input type="checkbox"/> - not passed
---	---

No.	Frequency (MHz)	Factor (dB)	Reading (dBuV)	Level (dBuV/m)	Limit (dBuV/m)	Margin (dB)	Det.
1	2895.792	6.01	40.09	46.10	74.00	-27.90	peak
2	2895.792	6.01	25.25	31.26	54.00	-22.74	AVG
3	4174.349	10.22	35.07	45.29	74.00	-28.71	peak
4	4174.349	10.22	19.99	30.21	54.00	-23.79	AVG
5	4615.230	11.26	33.92	45.18	74.00	-28.82	peak
6	4615.230	11.26	18.90	30.16	54.00	-23.84	AVG
7	5342.685	13.26	37.05	50.31	74.00	-23.69	peak
8	5342.685	13.26	22.15	35.41	54.00	-18.59	AVG
9	6290.581	16.08	38.26	54.34	74.00	-19.66	peak
10	6290.581	16.08	23.80	39.88	54.00	-14.12	AVG
11	7723.447	18.81	34.50	53.31	74.00	-20.69	peak
12	7723.447	18.81	19.32	38.13	54.00	-15.87	AVG

Remark: Other frequency mini margin all >10 dB of Limit

Modulation Standard: 802.11 n(20) Channel: Low Channel Test point: Vertical Frequency range: 1GHz-26.5GHz	Result: <input checked="" type="checkbox"/> - passed <input type="checkbox"/> - not passed
--	---

No.	Frequency (MHz)	Factor (dB)	Reading (dBuV)	Level (dBuV/m)	Limit (dBuV/m)	Margin (dB)	Det.
1	1198.397	-4.02	55.58	51.56	74.00	-22.44	peak
2	1198.397	-4.02	40.27	36.25	54.00	-17.75	AVG
3	1484.970	-1.51	50.10	48.59	74.00	-25.41	peak
4	1484.970	-1.51	35.13	33.62	54.00	-20.38	AVG
5	3204.409	7.26	43.39	50.65	74.00	-23.35	peak
6	3204.409	7.26	27.88	35.14	54.00	-18.86	AVG
7	3733.467	8.95	41.89	50.84	74.00	-23.16	peak
8	3733.467	8.95	26.20	35.15	54.00	-18.85	AVG
9	4813.627	11.72	43.75	55.47	74.00	-18.53	peak
10	4813.627	11.72	32.64	44.36	54.00	-9.64	AVG
11	5827.655	14.83	40.39	55.22	74.00	-18.78	peak
12	5827.655	14.83	27.86	42.69	54.00	-11.31	AVG

Remark: Other frequency mini margin all >10 dB of Limit

Copyright of this report is owned by Centre of Testing Service and may not be reproduced other than in full except with the written approval of the issuing Company.

CENTRE OF TESTING SERVICE CO., LTD.

A101, No.65, Zhuji Highway, Tianhe District, Guangzhou, China
 Tel: +86-20-85543113 (32 lines) Fax: +86-20-38780406
 Complaint line: +86-20-85533471 E-mail: cts@cts-lab.com.cn

See Reverse For Terms And Conditions of Service



Modulation Standard: 802.11 n(20) Channel: Middle Channel Test point: Vertical Frequency range: 1GHz-26.5GHz	Result: <input checked="" type="checkbox"/> - passed <input type="checkbox"/> - not passed
---	---

No.	Frequency (MHz)	Factor (dB)	Reading (dBuV)	Level (dBuV/m)	Limit (dBuV/m)	Margin (dB)	Det.
1	1176.353	-4.21	56.12	51.91	74.00	-22.09	peak
2	1176.353	-4.21	40.50	36.29	54.00	-17.71	AVG
3	1264.529	-3.44	54.83	51.39	74.00	-22.61	peak
4	1264.529	-3.44	38.58	35.14	54.00	-18.86	AVG
5	1595.190	-1.34	50.46	49.12	74.00	-24.88	peak
6	1595.190	-1.34	35.50	34.16	54.00	-19.84	AVG
7	4262.525	10.43	40.33	50.76	74.00	-23.24	peak
8	4262.525	10.43	24.85	35.28	54.00	-18.72	AVG
9	5276.553	13.05	38.62	51.67	74.00	-22.33	peak
10	5276.553	13.05	23.93	36.98	54.00	-17.02	AVG
11	7547.094	18.56	38.67	57.23	74.00	-16.77	peak
12	7547.094	18.56	23.60	42.16	54.00	-11.84	AVG

Remark: Other frequency mini margin all >10 dB of Limit

Modulation Standard: 802.11 n(20) Channel: High Channel Test point: Vertical Frequency range: 1GHz-26.5GHz	Result: <input checked="" type="checkbox"/> - passed <input type="checkbox"/> - not passed
---	---

No.	Frequency (MHz)	Factor (dB)	Reading (dBuV)	Level (dBuV/m)	Limit (dBuV/m)	Margin (dB)	Det.
1	1176.353	-4.21	53.10	48.89	74.00	-25.11	peak
2	1176.353	-4.21	37.86	33.65	54.00	-20.35	AVG
3	1286.573	-3.25	53.36	50.11	74.00	-23.89	peak
4	1286.573	-3.25	38.51	35.26	54.00	-18.74	AVG
5	1595.190	-1.34	49.14	47.80	74.00	-26.20	peak
6	1595.190	-1.34	33.81	32.47	54.00	-21.53	AVG
7	3645.291	8.67	40.56	49.23	74.00	-24.77	peak
8	3645.291	8.67	25.92	34.59	54.00	-19.41	AVG
9	5276.553	13.05	37.99	51.04	74.00	-22.96	peak
10	5276.553	13.05	23.69	36.74	54.00	-17.26	AVG
11	7392.786	18.35	38.65	57.00	74.00	-17.00	peak
12	7392.786	18.35	23.81	42.16	54.00	-11.84	AVG

Remark: Other frequency mini margin all >10 dB of Limit

Copyright of this report is owned by Centre of Testing Service and may not be reproduced other than in full except with the written approval of the issuing Company.

CENTRE OF TESTING SERVICE CO., LTD.

A101, No.65, Zhuji Highway, Tianhe District, Guangzhou, China
 Tel: +86-20-85543113 (32 lines) Fax: +86-20-38780406
 Complaint line: +86-20-85533471 E-mail: cts@cts-lab.com.cn

See Reverse For Terms And Conditions of Service



Modulation Standard: 802.11 n(40) Channel: Low Channel Test point: Vertical Frequency range: 1GHz-26.5GHz	Result: <input checked="" type="checkbox"/> - passed <input type="checkbox"/> - not passed
--	---

No.	Frequency (MHz)	Factor (dB)	Reading (dBuV)	Level (dBuV/m)	Limit (dBuV/m)	Margin (dB)	Det.
1	1264.529	-3.44	51.57	48.13	74.00	-25.87	peak
2	1264.529	-3.44	36.70	33.26	54.00	-20.74	AVG
3	2587.174	4.26	44.36	48.62	74.00	-25.38	peak
4	2587.174	4.26	28.92	33.18	54.00	-20.82	AVG
5	2961.924	6.38	41.80	48.18	74.00	-25.82	peak
6	2961.924	6.38	27.31	33.69	54.00	-20.31	AVG
7	3424.850	7.96	41.23	49.19	74.00	-24.81	peak
8	3424.850	7.96	26.19	34.15	54.00	-19.85	AVG
9	4901.804	11.93	37.33	49.26	74.00	-24.74	peak
10	4901.804	11.93	22.09	34.02	54.00	-19.98	AVG
11	5452.906	13.62	38.19	51.81	74.00	-22.19	peak
12	5452.906	13.62	23.36	36.98	54.00	-17.02	AVG

Remark: Other frequency mini margin all >10 dB of Limit

Modulation Standard: 802.11 n(40) Channel: Middle Channel Test point: Vertical Frequency range: 1GHz-26.5GHz	Result: <input checked="" type="checkbox"/> - passed <input type="checkbox"/> - not passed
---	---

No.	Frequency (MHz)	Factor (dB)	Reading (dBuV)	Level (dBuV/m)	Limit (dBuV/m)	Margin (dB)	Det.
1	1176.353	-4.21	46.34	42.13	74.00	-31.87	peak
2	1176.353	-4.21	31.79	27.58	54.00	-26.42	AVG
3	1705.411	-1.29	40.66	39.37	74.00	-34.63	peak
4	1705.411	-1.29	25.80	24.51	54.00	-29.49	AVG
5	2851.703	5.76	42.55	48.31	74.00	-25.69	peak
6	2851.703	5.76	27.66	33.42	54.00	-20.58	AVG
7	3490.982	8.18	39.56	47.74	74.00	-26.26	peak
8	3490.982	8.18	24.50	32.68	54.00	-21.32	AVG
9	4527.054	11.05	36.88	47.93	74.00	-26.07	peak
10	4527.054	11.05	22.56	33.61	54.00	-20.39	AVG
11	7260.521	18.16	35.48	53.64	74.00	-20.36	peak
12	7260.521	18.16	20.48	38.64	54.00	-15.36	AVG

Remark: Other frequency mini margin all >10 dB of Limit

Copyright of this report is owned by Centre of Testing Service and may not be reproduced other than in full except with the written approval of the issuing Company.

CENTRE OF TESTING SERVICE CO., LTD.

A101, No.65, Zhuji Highway, Tianhe District, Guangzhou, China
 Tel: +86-20-85543113 (32 lines) Fax: +86-20-38780406
 Complaint line: +86-20-85533471 E-mail: cts@cts-lab.com.cn

See Reverse For Terms And Conditions of Service



Modulation Standard: 802.11 n(40)	Result: <input checked="" type="checkbox"/> - passed <input type="checkbox"/> - not passed
Channel: High Channel	
Test point: Vertical	
Frequency range: 1GHz-26.5GHz	

No.	Frequency (MHz)	Factor (dB)	Reading (dBuV)	Level (dBuV/m)	Limit (dBuV/m)	Margin (dB)	Det.
1	1198.397	-4.02	47.86	43.84	74.00	-30.16	peak
2	1198.397	-4.02	32.67	28.65	54.00	-25.35	AVG
3	2873.747	5.89	44.18	50.07	74.00	-23.93	peak
4	2873.747	5.89	29.75	35.64	54.00	-18.36	AVG
5	3424.850	7.96	40.91	48.87	74.00	-25.13	peak
6	3424.850	7.96	25.33	33.29	54.00	-20.71	AVG
7	4196.393	10.27	37.91	48.18	74.00	-25.82	peak
8	4196.393	10.27	23.47	33.74	54.00	-20.26	AVG
9	4725.451	11.51	37.05	48.56	74.00	-25.44	peak
10	4725.451	11.51	22.33	33.84	54.00	-20.16	AVG
11	7326.653	18.25	37.07	55.32	74.00	-18.68	peak
12	7326.653	18.25	21.88	40.13	54.00	-13.87	AVG

Remark: Other frequency mini margin all >10 dB of Limit

Copyright of this report is owned by Centre of Testing Service and may not be reproduced other than in full except with the written approval of the issuing Company.

CENTRE OF TESTING SERVICE CO., LTD.

A101, No.65, Zhuji Highway, Tianhe District, Guangzhou, China

Tel: +86-20-85543113 (32 lines)

Fax: +86-20-38780406

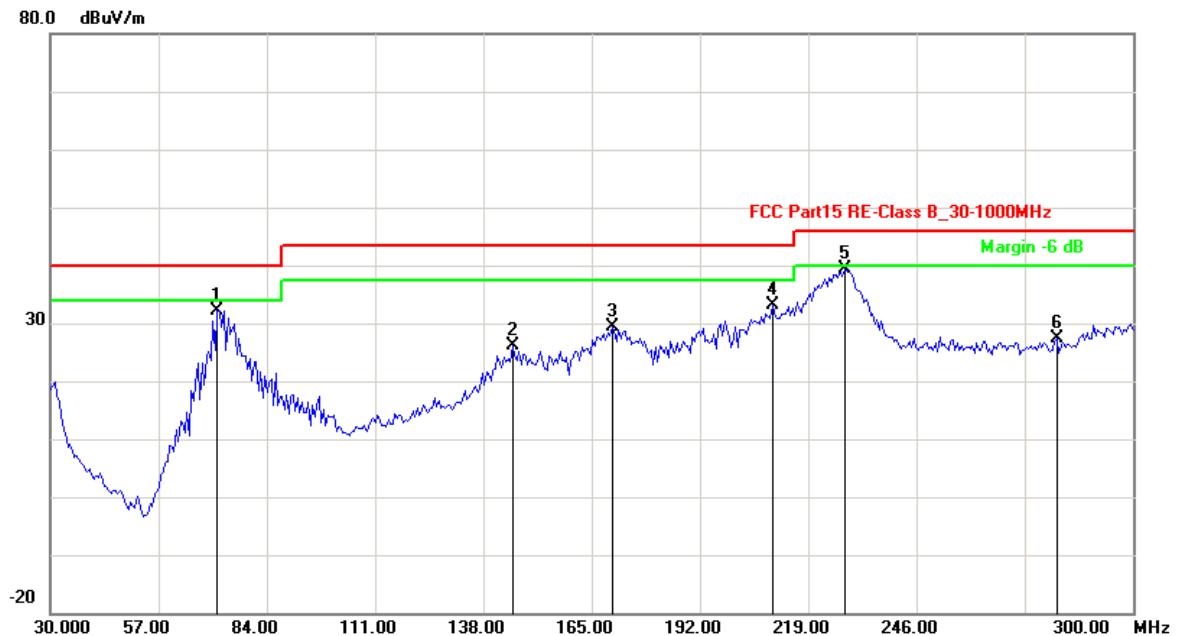
Complaint line: +86-20-85533471

E-mail: cts@cts-lab.com.cn

See Reverse For Terms And Conditions of Service

EUT	Wifi+BT combo card
Antenna Type	External antenna
Operating Condition	DC 3.3V
Test Condition	Ambient Temperature: 25°C Humidity: 56%
Test distance	3 Meter
Test Date:	02~23 September 2013
Operator	Duke
MODEL NO	WLU6300B(T-RoHS)

Channel:	TX -X Position	Result:	<input checked="" type="checkbox"/> - passed
Test point:	Horizontal		<input type="checkbox"/> - not passed
Frequency range:	30MHz-1GHz		



No.	Frequency (MHz)	Factor (dB)	Reading (dBuV)	Level (dBuV/m)	Limit (dBuV/m)	Margin (dB)	Det.
1	71.6633	-22.57	54.80	32.23	40.00	-7.77	QP
2	145.2505	-16.88	43.05	26.17	43.50	-17.33	QP
3	170.1403	-16.61	46.01	29.40	43.50	-14.10	QP
4	210.1804	-12.07	45.18	33.11	43.50	-10.39	QP
5	228.0361	-12.36	51.79	39.43	46.00	-6.57	QP
6	281.0621	-9.11	36.43	27.32	46.00	-18.68	QP

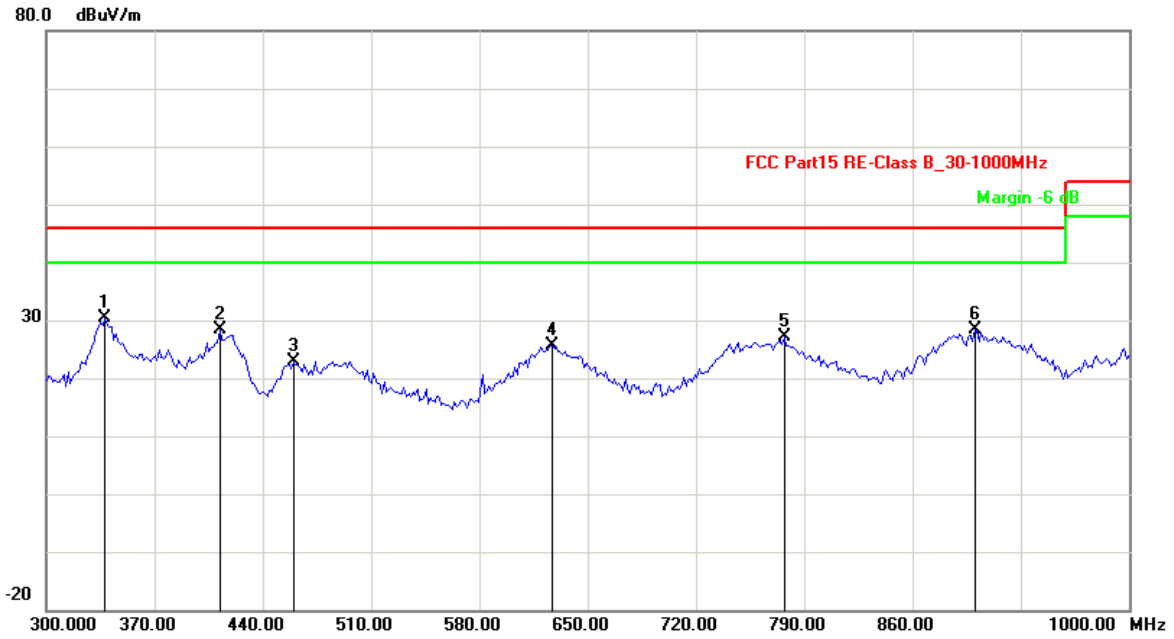
Remark: Other frequency mini margin all >10 dB of Limit

Copyright of this report is owned by Centre of Testing Service and may not be reproduced other than in full except with the written approval of the issuing Company.

CENTRE OF TESTING SERVICE CO., LTD.

A101, No.65, Zhuji Highway, Tianhe District, Guangzhou, China
 Tel: +86-20-85543113 (32 lines) Fax: +86-20-38780406
 Complaint line: +86-20-85533471 E-mail: cts@cts-lab.com.cn

See Reverse For Terms And Conditions of Service



No.	Frequency (MHz)	Factor (dB)	Reading (dBuV)	Level (dBuV/m)	Limit (dBuV/m)	Margin (dB)	Det.
1	337.8758	-13.63	43.96	30.33	46.00	-15.67	QP
2	412.2244	-14.87	43.22	28.35	46.00	-17.65	QP
3	459.9198	-13.34	36.26	22.92	46.00	-23.08	QP
4	626.8537	-7.26	32.81	25.55	46.00	-20.45	QP
5	776.9539	-5.88	33.03	27.15	46.00	-18.85	QP
6	900.4008	-3.92	32.23	28.31	46.00	-17.69	QP

Remark: Other frequency mini margin all >10 dB of Limit

Copyright of this report is owned by Centre of Testing Service and may not be reproduced other than in full except with the written approval of the issuing Company.

CENTRE OF TESTING SERVICE CO., LTD.

A101, No.65, Zhuji Highway, Tianhe District, Guangzhou, China
 Tel: +86-20-85543113 (32 lines) Fax: +86-20-38780406
 Complaint line: +86-20-85533471 E-mail: cts@cts-lab.com.cn

See Reverse For Terms And Conditions of Service



Modulation Standard: 802.11 b	Result: <input checked="" type="checkbox"/> - passed
Channel: Low Channel	<input type="checkbox"/> - not passed
Test point: Horizontal	
Frequency range: 1GHz-26.5GHz	

No.	Frequency (MHz)	Factor (dB)	Reading (dBuV)	Level (dBuV/m)	Limit (dBuV/m)	Margin (dB)	Det.
1	1198.397	-4.02	51.05	47.03	74.00	-26.97	peak
2	1198.397	-4.02	36.27	32.25	54.00	-21.75	AVG
3	1396.794	-2.28	50.42	48.14	74.00	-25.86	peak
4	1396.794	-2.28	35.42	33.14	54.00	-20.86	AVG
5	3535.070	8.32	42.42	50.74	74.00	-23.26	peak
6	3535.070	8.32	27.32	35.64	54.00	-18.36	AVG
7	4593.186	11.20	39.66	50.86	74.00	-23.14	peak
8	4593.186	11.20	23.97	35.17	54.00	-18.83	AVG
9	7503.006	18.50	38.97	57.47	74.00	-16.53	peak
10	7503.006	18.50	23.66	42.16	54.00	-11.84	AVG
11	8186.373	19.72	40.00	59.72	74.00	-14.28	peak
12	8186.373	19.72	24.51	44.23	54.00	-9.77	AVG

Remark: Other frequency mini margin all >10 dB of Limit

Modulation Standard: 802.11 b	Result: <input checked="" type="checkbox"/> - passed
Channel: Middle Channel	<input type="checkbox"/> - not passed
Test point: Horizontal	
Frequency range: 1GHz-26.5GHz	

No.	Frequency (MHz)	Factor (dB)	Reading (dBuV)	Level (dBuV/m)	Limit (dBuV/m)	Margin (dB)	Det.
1	1198.397	-4.02	50.78	46.76	74.00	-27.24	peak
2	1198.397	-4.02	35.28	31.26	54.00	-22.74	AVG
3	1484.970	-1.51	47.39	45.88	74.00	-28.12	peak
4	1484.970	-1.51	31.75	30.24	54.00	-23.76	AVG
5	2873.747	5.89	44.13	50.02	74.00	-23.98	peak
6	2873.747	5.89	29.79	35.68	54.00	-18.32	AVG
7	3402.806	7.89	42.68	50.57	74.00	-23.43	peak
8	3402.806	7.89	27.58	35.47	54.00	-18.53	AVG
9	3909.820	9.52	41.17	50.69	74.00	-23.31	peak
10	3909.820	9.52	25.80	35.32	54.00	-18.68	AVG
11	5519.038	13.83	40.74	54.57	74.00	-19.43	peak
12	5519.038	13.83	26.33	40.16	54.00	-13.84	AVG

Remark: Other frequency mini margin all >10 dB of Limit

Copyright of this report is owned by Centre of Testing Service and may not be reproduced other than in full except with the written approval of the issuing Company.

CENTRE OF TESTING SERVICE CO., LTD.

A101, No.65, Zhuji Highway, Tianhe District, Guangzhou, China

Tel: +86-20-85543113 (32 lines)

Fax: +86-20-38780406

Complaint line: +86-20-85533471

E-mail: cts@cts-lab.com.cn

See Reverse For Terms And Conditions of Service



Modulation Standard: 802.11 b Channel: High Channel Test point: Horizontal Frequency range: 1GHz-26.5GHz	Result: <input checked="" type="checkbox"/> - passed <input type="checkbox"/> - not passed
---	---

No.	Frequency (MHz)	Factor (dB)	Reading (dBuV)	Level (dBuV/m)	Limit (dBuV/m)	Margin (dB)	Det.
1	1242.485	-3.63	35.79	32.16	74.00	-41.84	peak
2	1242.485	-3.63	50.78	47.15	54.00	-6.85	AVG
3	1440.882	-1.90	50.44	48.54	74.00	-25.46	peak
4	1440.882	-1.90	35.42	33.52	54.00	-20.48	AVG
5	1991.984	-1.15	46.26	45.11	74.00	-28.89	peak
6	1991.984	-1.15	31.30	30.15	54.00	-23.85	AVG
7	3689.379	8.81	41.67	50.48	74.00	-23.52	peak
8	3689.379	8.81	26.87	35.68	54.00	-18.32	AVG
9	5585.170	14.04	39.54	53.58	74.00	-20.42	peak
10	5585.170	14.04	24.43	38.47	54.00	-15.53	AVG
11	7503.006	18.50	38.60	57.10	74.00	-16.90	peak
12	7503.006	18.50	23.69	42.19	54.00	-11.81	AVG

Remark: Other frequency mini margin all >10 dB of Limit

Modulation Standard: 802.11 g Channel: Low Channel Test point: Horizontal Frequency range: 1GHz-26.5GHz	Result: <input checked="" type="checkbox"/> - passed <input type="checkbox"/> - not passed
--	---

No.	Frequency (MHz)	Factor (dB)	Reading (dBuV)	Level (dBuV/m)	Limit (dBuV/m)	Margin (dB)	Det.
1	1198.397	-4.02	47.37	43.35	74.00	-30.65	peak
2	1198.397	-4.02	33.38	29.36	54.00	-24.64	AVG
3	1484.970	-1.51	43.76	42.25	74.00	-31.75	peak
4	1484.970	-1.51	29.66	28.15	54.00	-25.85	AVG
5	3887.776	9.45	39.96	49.41	74.00	-24.59	peak
6	3887.776	9.45	25.67	35.12	54.00	-18.88	AVG
7	4835.671	11.77	38.60	50.37	74.00	-23.63	peak
8	4835.671	11.77	23.84	35.61	54.00	-18.39	AVG
9	7348.697	18.28	36.96	55.24	74.00	-18.76	peak
10	7348.697	18.28	21.85	40.13	54.00	-13.87	AVG
11	7569.138	18.59	37.45	56.04	74.00	-17.96	peak
12	7569.138	18.59	22.69	41.28	54.00	-12.72	AVG

Remark: Other frequency mini margin all >10 dB of Limit

Copyright of this report is owned by Centre of Testing Service and may not be reproduced other than in full except with the written approval of the issuing Company.

CENTRE OF TESTING SERVICE CO., LTD.

A101, No.65, Zhuji Highway, Tianhe District, Guangzhou, China
 Tel: +86-20-85543113 (32 lines) Fax: +86-20-38780406
 Complaint line: +86-20-85533471 E-mail: cts@cts-lab.com.cn

See Reverse For Terms And Conditions of Service



Modulation Standard: 802.11 g	Result: <input checked="" type="checkbox"/> - passed
Channel: Middle Channel	<input type="checkbox"/> - not passed
Test point: Horizontal	
Frequency range: 1GHz-26.5GHz	

No.	Frequency (MHz)	Factor (dB)	Reading (dBuV)	Level (dBuV/m)	Limit (dBuV/m)	Margin (dB)	Det.
1	1242.485	-3.63	50.23	46.60	74.00	-27.40	peak
2	1242.485	-3.63	34.91	31.28	54.00	-22.72	AVG
3	2763.527	5.26	44.47	49.73	74.00	-24.27	peak
4	2763.527	5.26	29.42	34.68	54.00	-19.32	AVG
5	3446.894	8.03	41.78	49.81	74.00	-24.19	peak
6	3446.894	8.03	26.56	34.59	54.00	-19.41	AVG
7	4681.363	11.41	38.07	49.48	74.00	-24.52	peak
8	4681.363	11.41	23.60	35.01	54.00	-18.99	AVG
9	5430.862	13.55	39.72	53.27	74.00	-20.73	peak
10	5430.862	13.55	25.19	38.74	54.00	-15.26	AVG
11	7282.565	18.19	38.21	56.40	74.00	-17.60	peak
12	7282.565	18.19	23.03	41.22	54.00	-12.78	AVG

Remark: Other frequency mini margin all >10 dB of Limit

Modulation Standard: 802.11 g	Result: <input checked="" type="checkbox"/> - passed
Channel: High Channel	<input type="checkbox"/> - not passed
Test point: Horizontal	
Frequency range: 1GHz-26.5GHz	

No.	Frequency (MHz)	Factor (dB)	Reading (dBuV)	Level (dBuV/m)	Limit (dBuV/m)	Margin (dB)	Det.
1	1220.441	-3.82	53.84	50.02	74.00	-23.98	peak
2	1220.441	-3.82	39.44	35.62	54.00	-18.38	AVG
3	1440.882	-1.90	53.56	51.66	74.00	-22.34	peak
4	1440.882	-1.90	38.64	36.74	54.00	-17.26	AVG
5	4416.834	10.79	40.08	50.87	74.00	-23.13	peak
6	4416.834	10.79	24.50	35.29	54.00	-18.71	AVG
7	5585.170	14.04	41.03	55.07	74.00	-18.93	peak
8	5585.170	14.04	26.09	40.13	54.00	-13.87	AVG
9	7282.565	18.19	38.81	57.00	74.00	-17.00	peak
10	7282.565	18.19	24.56	42.75	54.00	-11.25	AVG
11	7877.756	19.02	39.21	58.23	74.00	-15.77	peak
12	7877.756	19.02	24.19	43.21	54.00	-10.79	AVG

Remark: Other frequency mini margin all >10 dB of Limit

Copyright of this report is owned by Centre of Testing Service and may not be reproduced other than in full except with the written approval of the issuing Company.

CENTRE OF TESTING SERVICE CO., LTD.

A101, No.65, Zhuji Highway, Tianhe District, Guangzhou, China
 Tel: +86-20-85543113 (32 lines) Fax: +86-20-38780406
 Complaint line: +86-20-85533471 E-mail: cts@cts-lab.com.cn

See Reverse For Terms And Conditions of Service



Modulation Standard: 802.11 n(20) Channel: Low Channel Test point: Horizontal Frequency range: 1GHz-26.5GHz	Result: <input checked="" type="checkbox"/> - passed <input type="checkbox"/> - not passed
--	---

No.	Frequency (MHz)	Factor (dB)	Reading (dBuV)	Level (dBuV/m)	Limit (dBuV/m)	Margin (dB)	Det.
1	1198.397	-4.02	50.55	46.53	74.00	-27.47	peak
2	1198.397	-4.02	35.28	31.26	54.00	-22.74	AVG
3	2895.792	6.01	44.25	50.26	74.00	-23.74	peak
4	2895.792	6.01	29.17	35.18	54.00	-18.82	AVG
5	3799.599	9.17	41.14	50.31	74.00	-23.69	peak
6	3799.599	9.17	26.27	35.44	54.00	-18.56	AVG
7	4659.319	11.36	40.05	51.41	74.00	-22.59	peak
8	4659.319	11.36	25.21	36.57	54.00	-17.43	AVG
9	7547.094	18.56	38.27	56.83	74.00	-17.17	peak
10	7547.094	18.56	21.57	40.13	54.00	-13.87	AVG
11	8142.285	19.59	39.36	58.95	74.00	-15.05	peak
12	8142.285	19.59	25.11	44.70	54.00	-9.30	AVG

Remark: Other frequency mini margin all >10 dB of Limit

Modulation Standard: 802.11 n(20) Channel: Middle Channel Test point: Horizontal Frequency range: 1GHz-26.5GHz	Result: <input checked="" type="checkbox"/> - passed <input type="checkbox"/> - not passed
---	---

No.	Frequency (MHz)	Factor (dB)	Reading (dBuV)	Level (dBuV/m)	Limit (dBuV/m)	Margin (dB)	Det.
1	1330.661	-2.86	54.08	51.22	74.00	-22.78	peak
2	1330.661	-2.86	39.10	36.24	54.00	-17.76	AVG
3	1903.808	-1.19	49.85	48.66	74.00	-25.34	peak
4	1903.808	-1.19	34.44	33.25	54.00	-20.75	AVG
5	2873.747	5.89	52.69	58.58	74.00	-15.42	peak
6	2873.747	5.89	37.72	43.61	54.00	-10.39	AVG
7	3997.996	9.80	48.37	58.17	74.00	-15.83	peak
8	3997.996	9.80	33.48	43.28	54.00	-10.72	AVG
9	4659.319	11.36	48.12	59.48	74.00	-14.52	peak
10	4659.319	11.36	33.16	44.52	54.00	-9.48	AVG
11	5188.377	12.77	48.53	61.30	74.00	-12.70	peak
12	5188.377	12.77	3.51	16.28	54.00	-37.72	AVG

Remark: Other frequency mini margin all >10 dB of Limit

Copyright of this report is owned by Centre of Testing Service and may not be reproduced other than in full except with the written approval of the issuing Company.

CENTRE OF TESTING SERVICE CO., LTD.

A101, No.65, Zhuji Highway, Tianhe District, Guangzhou, China
 Tel: +86-20-85543113 (32 lines) Fax: +86-20-38780406
 Complaint line: +86-20-85533471 E-mail: cts@cts-lab.com.cn

See Reverse For Terms And Conditions of Service



Modulation Standard: 802.11 n(20) Channel: High Channel Test point: Horizontal Frequency range: 1GHz-26.5GHz	Result: <input checked="" type="checkbox"/> - passed <input type="checkbox"/> - not passed
---	---

No.	Frequency (MHz)	Factor (dB)	Reading (dBuV)	Level (dBuV/m)	Limit (dBuV/m)	Margin (dB)	Det.
1	1198.397	-4.02	51.35	47.33	74.00	-26.67	peak
2	1198.397	-4.02	36.38	32.36	54.00	-21.64	AVG
3	1573.146	-1.35	49.25	47.90	74.00	-26.10	peak
4	1573.146	-1.35	33.86	32.51	54.00	-21.49	AVG
5	2697.395	4.89	50.58	55.47	74.00	-18.53	peak
6	2697.395	4.89	35.63	40.52	54.00	-13.48	AVG
7	3028.056	6.69	49.60	56.29	74.00	-17.71	peak
8	3028.056	6.69	34.93	41.62	54.00	-12.38	AVG
9	3733.467	8.95	46.89	55.84	74.00	-18.16	peak
10	3733.467	8.95	31.24	40.19	54.00	-13.81	AVG
11	4703.407	11.46	47.40	58.86	74.00	-15.14	peak
12	4703.407	11.46	32.11	43.57	54.00	-10.43	AVG

Remark: Other frequency mini margin all >10 dB of Limit

Modulation Standard: 802.11 n(40) Channel: Low Channel Test point: Horizontal Frequency range: 1GHz-26.5GHz	Result: <input checked="" type="checkbox"/> - passed <input type="checkbox"/> - not passed
--	---

No.	Frequency (MHz)	Factor (dB)	Reading (dBuV)	Level (dBuV/m)	Limit (dBuV/m)	Margin (dB)	Det.
1	1396.794	-2.28	48.29	46.01	74.00	-27.99	peak
2	1396.794	-2.28	33.54	31.26	54.00	-22.74	AVG
3	1947.896	-1.17	47.98	46.81	74.00	-27.19	peak
4	1947.896	-1.17	33.31	32.14	54.00	-21.86	AVG
5	2851.703	5.76	50.23	55.99	74.00	-18.01	peak
6	2851.703	5.76	34.42	40.18	54.00	-13.82	AVG
7	3689.379	8.81	46.15	54.96	74.00	-19.04	peak
8	3689.379	8.81	31.45	40.26	54.00	-13.74	AVG
9	4813.627	11.72	47.21	58.93	74.00	-15.07	peak
10	4813.627	11.72	31.97	43.69	54.00	-10.31	AVG
11	5342.685	13.26	45.62	58.88	74.00	-15.12	peak
12	5342.685	13.26	29.95	43.21	54.00	-10.79	AVG

Remark: Other frequency mini margin all >10 dB of Limit

Copyright of this report is owned by Centre of Testing Service and may not be reproduced other than in full except with the written approval of the issuing Company.

CENTRE OF TESTING SERVICE CO., LTD.

A101, No.65, Zhuji Highway, Tianhe District, Guangzhou, China
 Tel: +86-20-85543113 (32 lines) Fax: +86-20-38780406
 Complaint line: +86-20-85533471 E-mail: cts@cts-lab.com.cn

See Reverse For Terms And Conditions of Service



Modulation Standard: 802.11 n(40) Channel: Middle Channel Test point: Horizontal Frequency range: 1GHz-26.5GHz	Result: <input checked="" type="checkbox"/> - passed <input type="checkbox"/> - not passed
---	---

No.	Frequency (MHz)	Factor (dB)	Reading (dBuV)	Level (dBuV/m)	Limit (dBuV/m)	Margin (dB)	Det.
1	3028.056	6.69	42.97	49.66	74.00	-24.34	peak
2	3028.056	6.69	27.57	34.26	54.00	-19.74	AVG
3	3821.643	9.24	38.91	48.15	74.00	-25.85	peak
4	3821.643	9.24	24.34	33.58	54.00	-20.42	AVG
5	4593.186	11.20	38.64	49.84	74.00	-24.16	peak
6	4593.186	11.20	23.31	34.51	54.00	-19.49	AVG
7	5496.994	13.76	38.98	52.74	74.00	-21.26	peak
8	5496.994	13.76	23.66	37.42	54.00	-16.58	AVG
9	7458.918	18.44	37.07	55.51	74.00	-18.49	peak
10	7458.918	18.44	21.72	40.16	54.00	-13.84	AVG
11	8054.108	19.34	37.24	56.58	74.00	-17.42	peak
12	8054.108	19.34	22.51	41.85	54.00	-12.15	AVG

Remark: Other frequency mini margin all >10 dB of Limit

Modulation Standard: 802.11 n(40) Channel: High Channel Test point: Horizontal Frequency range: 1GHz-26.5GHz	Result: <input checked="" type="checkbox"/> - passed <input type="checkbox"/> - not passed
---	---

No.	Frequency (MHz)	Factor (dB)	Reading (dBuV)	Level (dBuV/m)	Limit (dBuV/m)	Margin (dB)	Det.
1	1595.190	-1.34	47.70	46.36	74.00	-27.64	peak
2	1595.190	-1.34	32.39	31.05	54.00	-22.95	AVG
3	3204.409	7.26	41.50	48.76	74.00	-25.24	peak
4	3204.409	7.26	26.36	33.62	54.00	-20.38	AVG
5	3997.996	9.80	39.11	48.91	74.00	-25.09	peak
6	3997.996	9.80	23.47	33.27	54.00	-20.73	AVG
7	5430.862	13.55	39.47	53.02	74.00	-20.98	peak
8	5430.862	13.55	25.09	38.64	54.00	-15.36	AVG
9	5893.788	15.04	40.39	55.43	74.00	-18.57	peak
10	5893.788	15.04	25.14	40.18	54.00	-13.82	AVG
11	7194.389	18.07	36.73	54.80	74.00	-19.20	peak
12	7194.389	18.07	22.45	40.52	54.00	-13.48	AVG

Remark: Other frequency mini margin all >10 dB of Limit

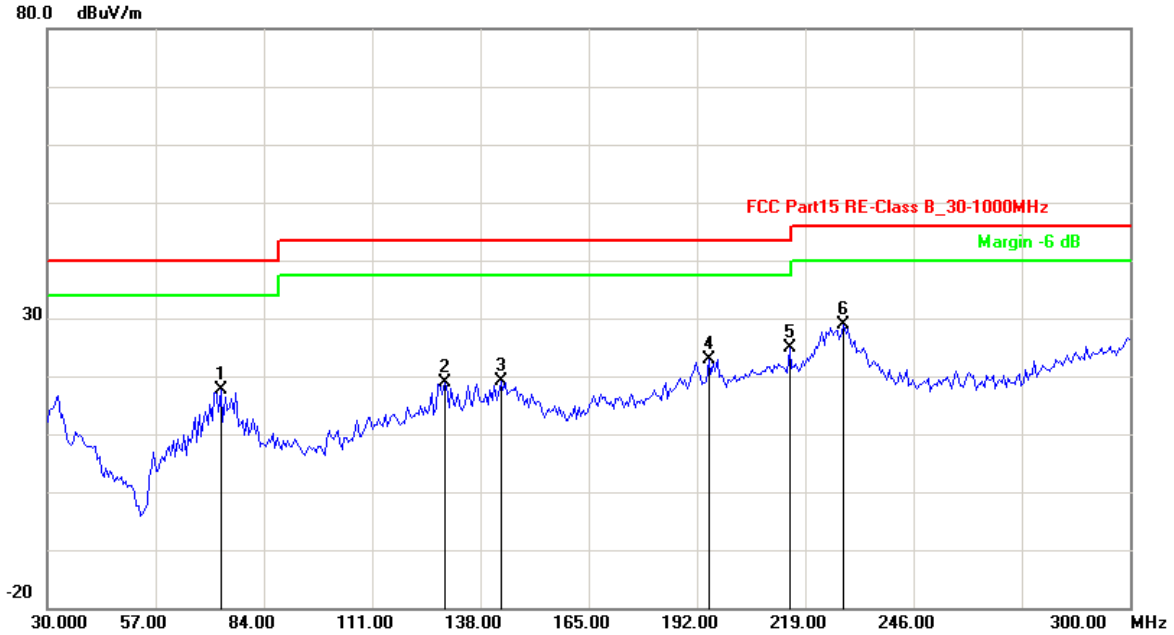
Copyright of this report is owned by Centre of Testing Service and may not be reproduced other than in full except with the written approval of the issuing Company.

CENTRE OF TESTING SERVICE CO., LTD.

A101, No.65, Zhuji Highway, Tianhe District, Guangzhou, China
 Tel: +86-20-85543113 (32 lines) Fax: +86-20-38780406
 Complaint line: +86-20-85533471 E-mail: cts@cts-lab.com.cn

See Reverse For Terms And Conditions of Service

Channel:	TX -X Position	Result:	<input checked="" type="checkbox"/> - passed
Test point:	Vertical		<input type="checkbox"/> - not passed
Frequency range:	30MHz-1GHz		



No.	Frequency (MHz)	Factor (dB)	Reading (dBuV)	Level (dBuV/m)	Limit (dBuV/m)	Margin (dB)	Det.
1	73.2866	-22.03	39.57	17.54	40.00	-22.46	QP
2	129.0180	-17.17	35.95	18.78	43.50	-24.72	QP
3	143.0862	-16.68	35.81	19.13	43.50	-24.37	QP
4	195.0301	-12.34	35.16	22.82	43.50	-20.68	QP
5	215.0501	-12.25	37.09	24.84	43.50	-18.66	QP
6	228.5772	-12.35	41.30	28.95	46.00	-17.05	QP

Remark: Other frequency mini margin all >10 dB of Limit

Copyright of this report is owned by Centre of Testing Service and may not be reproduced other than in full except with the written approval of the issuing Company.

CENTRE OF TESTING SERVICE CO., LTD.

A101, No.65, Zhuji Highway, Tianhe District, Guangzhou, China

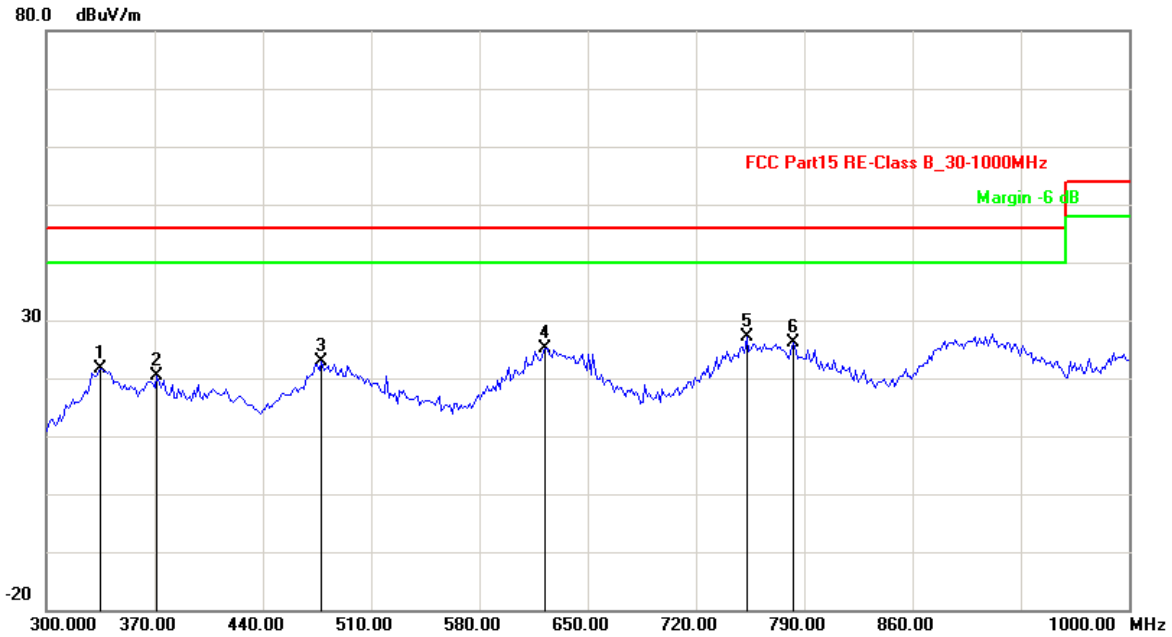
Tel: +86-20-85543113 (32 lines)

Fax: +86-20-38780406

Complaint line: +86-20-85533471

E-mail: cts@cts-lab.com.cn

See Reverse For Terms And Conditions of Service



No.	Frequency (MHz)	Factor (dB)	Reading (dBuV)	Level (dBuV/m)	Limit (dBuV/m)	Margin (dB)	Det.
1	335.0701	-14.31	35.99	21.68	46.00	-24.32	QP
2	371.5431	-14.45	34.88	20.43	46.00	-25.57	QP
3	478.1563	-10.03	32.91	22.88	46.00	-23.12	QP
4	622.6453	-7.14	32.31	25.17	46.00	-20.83	QP
5	753.1062	-6.07	33.16	27.09	46.00	-18.91	QP
6	782.5651	-6.28	32.46	26.18	46.00	-19.82	QP

Remark: Other frequency mini margin all >10 dB of Limit

Modulation Standard:	802.11 b	Result:	<input checked="" type="checkbox"/> - passed
Channel:	Low Channel		<input type="checkbox"/> - not passed
Test point:	Vertical		
Frequency range:	1GHz-26.5GHz		

No.	Frequency (MHz)	Factor (dB)	Reading (dBuV)	Level (dBuV/m)	Limit (dBuV/m)	Margin (dB)	Det.
1	1242.485	-3.63	53.13	49.50	74.00	-24.50	peak
2	1242.485	-3.63	37.88	34.25	54.00	-19.75	AVG
3	1418.838	-2.09	52.11	50.02	74.00	-23.98	peak
4	1418.838	-2.09	37.50	35.41	54.00	-18.59	AVG
5	1991.984	-1.15	47.03	45.88	74.00	-28.12	peak
6	1991.984	-1.15	31.37	30.22	54.00	-23.78	AVG
7	4813.627	11.72	40.01	51.73	74.00	-22.27	peak
8	4813.627	11.72	25.23	36.95	54.00	-17.05	AVG
9	5717.435	14.47	40.52	54.99	74.00	-19.01	peak
10	5717.435	14.47	25.55	40.02	54.00	-13.98	AVG
11	7282.565	18.19	38.06	56.25	74.00	-17.75	peak
12	7282.565	18.19	23.66	41.85	54.00	-12.15	AVG

Remark: Other frequency mini margin all >10 dB of Limit

Copyright of this report is owned by Centre of Testing Service and may not be reproduced other than in full except with the written approval of the issuing Company.

CENTRE OF TESTING SERVICE CO., LTD.

A101, No.65, Zhuji Highway, Tianhe District, Guangzhou, China
 Tel: +86-20-85543113 (32 lines) Fax: +86-20-38780406
 Complaint line: +86-20-85533471 E-mail: cts@cts-lab.com.cn

See Reverse For Terms And Conditions of Service



Modulation Standard: 802.11 b Channel: Middle Channel Test point: Vertical Frequency range: 1GHz-26.5GHz	Result: <input checked="" type="checkbox"/> - passed <input type="checkbox"/> - not passed
---	---

No.	Frequency (MHz)	Factor (dB)	Reading (dBuV)	Level (dBuV/m)	Limit (dBuV/m)	Margin (dB)	Det.
1	1264.529	-3.44	52.41	48.97	74.00	-25.03	peak
2	1264.529	-3.44	36.46	33.02	54.00	-20.98	AVG
3	1396.794	-2.28	53.33	51.05	74.00	-22.95	peak
4	1396.794	-2.28	38.33	36.05	54.00	-17.95	AVG
5	1595.190	-1.34	49.74	48.40	74.00	-25.60	peak
6	1595.190	-1.34	34.58	33.24	54.00	-20.76	AVG
7	3138.277	7.04	43.00	50.04	74.00	-23.96	peak
8	3138.277	7.04	28.12	35.16	54.00	-18.84	AVG
9	4174.349	10.22	39.71	49.93	74.00	-24.07	peak
10	4174.349	10.22	24.06	34.28	54.00	-19.72	AVG
11	5496.994	13.76	39.87	53.63	74.00	-20.37	peak
12	5496.994	13.76	24.69	38.45	54.00	-15.55	AVG

Remark: Other frequency mini margin all >10 dB of Limit

Modulation Standard: 802.11 b Channel: High Channel Test point: Vertical Frequency range: 1GHz-26.5GHz	Result: <input checked="" type="checkbox"/> - passed <input type="checkbox"/> - not passed
---	---

No.	Frequency (MHz)	Factor (dB)	Reading (dBuV)	Level (dBuV/m)	Limit (dBuV/m)	Margin (dB)	Det.
1	1396.794	-2.28	49.24	46.96	74.00	-27.04	peak
2	1396.794	-2.28	33.53	31.25	54.00	-22.75	AVG
3	2829.659	5.64	43.46	49.10	74.00	-24.90	peak
4	2829.659	5.64	28.93	34.57	54.00	-19.43	AVG
5	3006.012	6.62	43.35	49.97	74.00	-24.03	peak
6	3006.012	6.62	28.50	35.12	54.00	-18.88	AVG
7	3843.687	9.31	39.49	48.80	74.00	-25.20	peak
8	3843.687	9.31	24.54	33.85	54.00	-20.15	AVG
9	4703.407	11.46	37.26	48.72	74.00	-25.28	peak
10	4703.407	11.46	21.80	33.26	54.00	-20.74	AVG
11	5452.906	13.62	38.85	52.47	74.00	-21.53	peak
12	5452.906	13.62	23.79	37.41	54.00	-16.59	AVG

Remark: Other frequency mini margin all >10 dB of Limit

Copyright of this report is owned by Centre of Testing Service and may not be reproduced other than in full except with the written approval of the issuing Company.

CENTRE OF TESTING SERVICE CO., LTD.

A101, No.65, Zhuji Highway, Tianhe District, Guangzhou, China
 Tel: +86-20-85543113 (32 lines) Fax: +86-20-38780406
 Complaint line: +86-20-85533471 E-mail: cts@cts-lab.com.cn

See Reverse For Terms And Conditions of Service



Modulation Standard: 802.11 g Channel: Low Channel Test point: Vertical Frequency range: 1GHz-26.5GHz	Result: <input checked="" type="checkbox"/> - passed <input type="checkbox"/> - not passed
--	---

No.	Frequency (MHz)	Factor (dB)	Reading (dBuV)	Level (dBuV/m)	Limit (dBuV/m)	Margin (dB)	Det.
1	1484.970	-1.51	45.66	44.15	74.00	-29.85	peak
2	1484.970	-1.51	31.66	30.15	54.00	-23.85	AVG
3	3116.233	6.97	42.51	49.48	74.00	-24.52	peak
4	3116.233	6.97	27.62	34.59	54.00	-19.41	AVG
5	3931.864	9.59	40.55	50.14	74.00	-23.86	peak
6	3931.864	9.59	26.03	35.62	54.00	-18.38	AVG
7	4857.715	11.83	38.74	50.57	74.00	-23.43	peak
8	4857.715	11.83	23.45	35.28	54.00	-18.72	AVG
9	7348.697	18.28	37.78	56.06	74.00	-17.94	peak
10	7348.697	18.28	23.00	41.28	54.00	-12.72	AVG
11	7899.800	19.05	38.16	57.21	74.00	-16.79	peak
12	7899.800	19.05	23.06	42.11	54.00	-11.89	AVG

Remark: Other frequency mini margin all >10 dB of Limit

Modulation Standard: 802.11 g Channel: Middle Channel Test point: Vertical Frequency range: 1GHz-26.5GHz	Result: <input checked="" type="checkbox"/> - passed <input type="checkbox"/> - not passed
---	---

No.	Frequency (MHz)	Factor (dB)	Reading (dBuV)	Level (dBuV/m)	Limit (dBuV/m)	Margin (dB)	Det.
1	1242.485	-3.63	53.83	50.20	74.00	-23.80	peak
2	1242.485	-3.63	38.75	35.12	54.00	-18.88	AVG
3	1991.984	-1.15	46.70	45.55	74.00	-28.45	peak
4	1991.984	-1.15	31.66	30.51	54.00	-23.49	AVG
5	3711.423	8.88	41.65	50.53	74.00	-23.47	peak
6	3711.423	8.88	26.26	35.14	54.00	-18.86	AVG
7	5452.906	13.62	40.01	53.63	74.00	-20.37	peak
8	5452.906	13.62	24.60	38.22	54.00	-15.78	AVG
9	5827.655	14.83	41.81	56.64	74.00	-17.36	peak
10	5827.655	14.83	26.29	41.12	54.00	-12.88	AVG
11	7569.138	18.59	38.80	57.39	74.00	-16.61	peak
12	7569.138	18.59	23.97	42.56	54.00	-11.44	AVG

Remark: Other frequency mini margin all >10 dB of Limit

Copyright of this report is owned by Centre of Testing Service and may not be reproduced other than in full except with the written approval of the issuing Company.

CENTRE OF TESTING SERVICE CO., LTD.

A101, No.65, Zhuji Highway, Tianhe District, Guangzhou, China
 Tel: +86-20-85543113 (32 lines) Fax: +86-20-38780406
 Complaint line: +86-20-85533471 E-mail: cts@cts-lab.com.cn

See Reverse For Terms And Conditions of Service



Modulation Standard: 802.11 g Channel: High Channel Test point: Vertical Frequency range: 1GHz-26.5GHz	Result: <input checked="" type="checkbox"/> - passed <input type="checkbox"/> - not passed
---	---

No.	Frequency (MHz)	Factor (dB)	Reading (dBuV)	Level (dBuV/m)	Limit (dBuV/m)	Margin (dB)	Det.
1	1242.485	-3.63	51.67	48.04	74.00	-25.96	peak
2	1242.485	-3.63	36.89	33.26	54.00	-20.74	AVG
3	1396.794	-2.28	51.71	49.43	74.00	-24.57	peak
4	1396.794	-2.28	36.46	34.18	54.00	-19.82	AVG
5	1991.984	-1.15	48.15	47.00	74.00	-27.00	peak
6	1991.984	-1.15	33.20	32.05	54.00	-21.95	AVG
7	4725.451	11.51	38.39	49.90	74.00	-24.10	peak
8	4725.451	11.51	22.67	34.18	54.00	-19.82	AVG
9	7569.138	18.59	38.12	56.71	74.00	-17.29	peak
10	7569.138	18.59	23.10	41.69	54.00	-12.31	AVG
11	8494.990	20.59	37.81	58.40	74.00	-15.60	peak
12	8494.990	20.59	23.12	43.71	54.00	-10.29	AVG

Remark: Other frequency mini margin all >10 dB of Limit

Modulation Standard: 802.11 n(20) Channel: Low Channel Test point: Vertical Frequency range: 1GHz-26.5GHz	Result: <input checked="" type="checkbox"/> - passed <input type="checkbox"/> - not passed
--	---

No.	Frequency (MHz)	Factor (dB)	Reading (dBuV)	Level (dBuV/m)	Limit (dBuV/m)	Margin (dB)	Det.
1	3424.850	7.96	41.21	49.17	74.00	-24.83	peak
2	3424.850	7.96	26.60	34.56	54.00	-19.44	AVG
3	4042.084	9.91	38.08	47.99	74.00	-26.01	peak
4	4042.084	9.91	22.73	32.64	54.00	-21.36	AVG
5	5474.950	13.69	36.88	50.57	74.00	-23.43	peak
6	5474.950	13.69	21.47	35.16	54.00	-18.84	AVG
7	5915.832	15.11	39.22	54.33	74.00	-19.67	peak
8	5915.832	15.11	25.00	40.11	54.00	-13.89	AVG
9	7304.609	18.22	36.83	55.05	74.00	-18.95	peak
10	7304.609	18.22	22.53	40.75	54.00	-13.25	AVG
11	8164.329	19.65	37.06	56.71	74.00	-17.29	peak
12	8164.329	19.65	21.57	41.22	54.00	-12.78	AVG

Remark: Other frequency mini margin all >10 dB of Limit

Copyright of this report is owned by Centre of Testing Service and may not be reproduced other than in full except with the written approval of the issuing Company.

CENTRE OF TESTING SERVICE CO., LTD.

A101, No.65, Zhuji Highway, Tianhe District, Guangzhou, China
 Tel: +86-20-85543113 (32 lines) Fax: +86-20-38780406
 Complaint line: +86-20-85533471 E-mail: cts@cts-lab.com.cn

See Reverse For Terms And Conditions of Service



Modulation Standard: 802.11 n(20) Channel: Middle Channel Test point: Vertical Frequency range: 1GHz-26.5GHz	Result: <input checked="" type="checkbox"/> - passed <input type="checkbox"/> - not passed
---	---

No.	Frequency (MHz)	Factor (dB)	Reading (dBuV)	Level (dBuV/m)	Limit (dBuV/m)	Margin (dB)	Det.
1	1330.661	-2.86	54.08	51.22	74.00	-22.78	peak
2	1330.661	-2.86	39.10	36.24	54.00	-17.76	AVG
3	1903.808	-1.19	49.85	48.66	74.00	-25.34	peak
4	1903.808	-1.19	34.44	33.25	54.00	-20.75	AVG
5	2873.747	5.89	52.69	58.58	74.00	-15.42	peak
6	2873.747	5.89	37.72	43.61	54.00	-10.39	AVG
7	3997.996	9.80	48.37	58.17	74.00	-15.83	peak
8	3997.996	9.80	33.48	43.28	54.00	-10.72	AVG
9	4659.319	11.36	48.12	59.48	74.00	-14.52	peak
10	4659.319	11.36	33.16	44.52	54.00	-9.48	AVG
11	5188.377	12.77	48.53	61.30	74.00	-12.70	peak
12	5188.377	12.77	33.51	46.28	54.00	-7.72	AVG

Remark: Other frequency mini margin all >10 dB of Limit

Modulation Standard: 802.11 n(20) Channel: High Channel Test point: Vertical Frequency range: 1GHz-26.5GHz	Result: <input checked="" type="checkbox"/> - passed <input type="checkbox"/> - not passed
---	---

No.	Frequency (MHz)	Factor (dB)	Reading (dBuV)	Level (dBuV/m)	Limit (dBuV/m)	Margin (dB)	Det.
1	1330.661	-2.86	48.69	45.83	74.00	-28.17	peak
2	1330.661	-2.86	34.11	31.25	54.00	-22.75	AVG
3	1749.499	-1.27	47.83	46.56	74.00	-27.44	peak
4	1749.499	-1.27	32.53	31.26	54.00	-22.74	AVG
5	2807.615	5.51	49.61	55.12	74.00	-18.88	peak
6	2807.615	5.51	34.84	40.35	54.00	-13.65	AVG
7	3446.894	8.03	46.38	54.41	74.00	-19.59	peak
8	3446.894	8.03	32.12	40.15	54.00	-13.85	AVG
9	4152.305	10.17	45.02	55.19	74.00	-18.81	peak
10	4152.305	10.17	30.68	40.85	54.00	-13.15	AVG
11	4615.230	11.26	45.41	56.67	74.00	-17.33	peak
12	4615.230	11.26	30.10	41.36	54.00	-12.64	AVG

Remark: Other frequency mini margin all >10 dB of Limit

Copyright of this report is owned by Centre of Testing Service and may not be reproduced other than in full except with the written approval of the issuing Company.

CENTRE OF TESTING SERVICE CO., LTD.

A101, No.65, Zhuji Highway, Tianhe District, Guangzhou, China

Tel: +86-20-85543113 (32 lines)

Fax: +86-20-38780406

Complaint line: +86-20-85533471

E-mail: cts@cts-lab.com.cn

See Reverse For Terms And Conditions of Service



Modulation Standard: 802.11 n(40) Channel: Low Channel Test point: Vertical Frequency range: 1GHz-26.5GHz	Result: <input checked="" type="checkbox"/> - passed <input type="checkbox"/> - not passed
--	---

No.	Frequency (MHz)	Factor (dB)	Reading (dBuV)	Level (dBuV/m)	Limit (dBuV/m)	Margin (dB)	Det.
1	1198.397	-4.02	47.81	43.79	74.00	-30.21	peak
2	1198.397	-4.02	32.56	28.54	54.00	-25.46	AVG
3	1815.631	-1.23	40.36	39.13	74.00	-34.87	peak
4	1815.631	-1.23	25.59	24.36	54.00	-29.64	AVG
5	3028.056	6.69	40.10	46.79	74.00	-27.21	peak
6	3028.056	6.69	25.09	31.78	54.00	-22.22	AVG
7	3689.379	8.81	38.21	47.02	74.00	-26.98	peak
8	3689.379	8.81	23.25	32.06	54.00	-21.94	AVG
9	4813.627	11.72	36.95	48.67	74.00	-25.33	peak
10	4813.627	11.72	21.73	33.45	54.00	-20.55	AVG
11	5849.699	14.90	38.76	53.66	74.00	-20.34	peak
12	5849.699	14.90	24.33	39.23	54.00	-14.77	AVG

Remark: Other frequency mini margin all >10 dB of Limit

Modulation Standard: 802.11 n(40) Channel: Middle Channel Test point: Vertical Frequency range: 1GHz-26.5GHz	Result: <input checked="" type="checkbox"/> - passed <input type="checkbox"/> - not passed
---	---

No.	Frequency (MHz)	Factor (dB)	Reading (dBuV)	Level (dBuV/m)	Limit (dBuV/m)	Margin (dB)	Det.
1	1374.749	-2.47	48.60	46.13	74.00	-27.87	peak
2	1374.749	-2.47	33.73	31.26	54.00	-22.74	AVG
3	2785.571	5.39	42.60	47.99	74.00	-26.01	peak
4	2785.571	5.39	27.19	32.58	54.00	-21.42	AVG
5	3645.291	8.67	39.73	48.40	74.00	-25.60	peak
6	3645.291	8.67	24.95	33.62	54.00	-20.38	AVG
7	4901.804	11.93	38.13	50.06	74.00	-23.94	peak
8	4901.804	11.93	23.25	35.18	54.00	-18.82	AVG
9	5717.435	14.47	39.18	53.65	74.00	-20.35	peak
10	5717.435	14.47	24.17	38.64	54.00	-15.36	AVG
11	7789.579	18.90	36.62	55.52	74.00	-18.48	peak
12	7789.579	18.90	21.68	40.58	54.00	-13.42	AVG

Remark: Other frequency mini margin all >10 dB of Limit

Copyright of this report is owned by Centre of Testing Service and may not be reproduced other than in full except with the written approval of the issuing Company.

CENTRE OF TESTING SERVICE CO., LTD.

A101, No.65, Zhuji Highway, Tianhe District, Guangzhou, China
 Tel: +86-20-85543113 (32 lines) Fax: +86-20-38780406
 Complaint line: +86-20-85533471 E-mail: cts@cts-lab.com.cn

See Reverse For Terms And Conditions of Service



Modulation Standard: 802.11 n(40) Channel: High Channel Test point: Vertical Frequency range: 1GHz-26.5GHz	Result: <input checked="" type="checkbox"/> - passed <input type="checkbox"/> - not passed
---	---

No.	Frequency (MHz)	Factor (dB)	Reading (dBuV)	Level (dBuV/m)	Limit (dBuV/m)	Margin (dB)	Det.
1	1374.749	-2.47	52.59	50.12	74.00	-23.88	peak
2	1374.749	-2.47	38.16	35.69	54.00	-18.31	AVG
3	3424.850	7.96	41.16	49.12	74.00	-24.88	peak
4	3424.850	7.96	26.20	34.16	54.00	-19.84	AVG
5	4218.437	10.32	38.80	49.12	74.00	-24.88	peak
6	4218.437	10.32	23.94	34.26	54.00	-19.74	AVG
7	5761.523	14.61	40.81	55.42	74.00	-18.58	peak
8	5761.523	14.61	25.67	40.28	54.00	-13.72	AVG
9	7436.874	18.41	39.21	57.62	74.00	-16.38	peak
10	7436.874	18.41	25.26	43.67	54.00	-10.33	AVG
11	8076.152	19.40	37.82	57.22	74.00	-16.78	peak
12	8076.152	19.40	22.79	42.19	54.00	-11.81	AVG

Remark: Other frequency mini margin all >10 dB of Limit

Copyright of this report is owned by Centre of Testing Service and may not be reproduced other than in full except with the written approval of the issuing Company.

CENTRE OF TESTING SERVICE CO., LTD.

A101, No.65, Zhuji Highway, Tianhe District, Guangzhou, China

Tel: +86-20-85543113 (32 lines)

Fax: +86-20-38780406

Complaint line: +86-20-85533471

E-mail: cts@cts-lab.com.cn

See Reverse For Terms And Conditions of Service

12.0 Antenna Requirements

12.1 Standard Applicable

For intentional device, according to FCC 47 CFR Section 15.203, an intentional radiator shall be designed to ensure that no antenna other than that furnished by the responsible party shall be used with the device.

And according to FCC 47 CFR Section 15.247 (b), if transmitting antennas of directional gain greater than 6dBi are used, the power shall be reduced by the amount in dB that the directional gain of the antenna exceeds 6dBi.

12.2 Antenna Construction and Directional Gain

Antenna 1:

Antenna type: PCB Antenna

Antenna Gain: 2 dBi

Antenna 2:

Antenna type: External antenna

Antenna Gain: 2 dBi

13.Deviation to test specifications

The following identical model(s):

N/A

Belong to the tested device:

Product description: **Wifi+BT combo card**

Model name: **WLU6300B(T-RoHS)**