

Bluetooth Keyboard

User's Guide

Model Name: BTKYB-001

FCC ID: 2AAWXXKB001




CAUTION:

To use this product properly, please read the user's guide before installation

Welcome

Congratulations on selecting Bluetooth Keyboard as your input device. The super thin (only 5.8mm thick) keyboard is lightweight and crafted with precision typing design. It is the ideal product for your tablet and other Bluetooth enabled device.

Overview



- Blue LED Blinking: Pairing
- Red LED on: Charging
- Green LED on: Full Charged
- Yellow LED on: Low in Battery

- White LED: Capslock Status

Installation Guide

Step 1. Charging the battery

When to charge

- 1 First-Time Use: Please charge at least 2 hours for the first time usage and charge at least 1 hours when battery runs low
- 2 When the yellow LED starts blinking, it means the battery is nearly empty

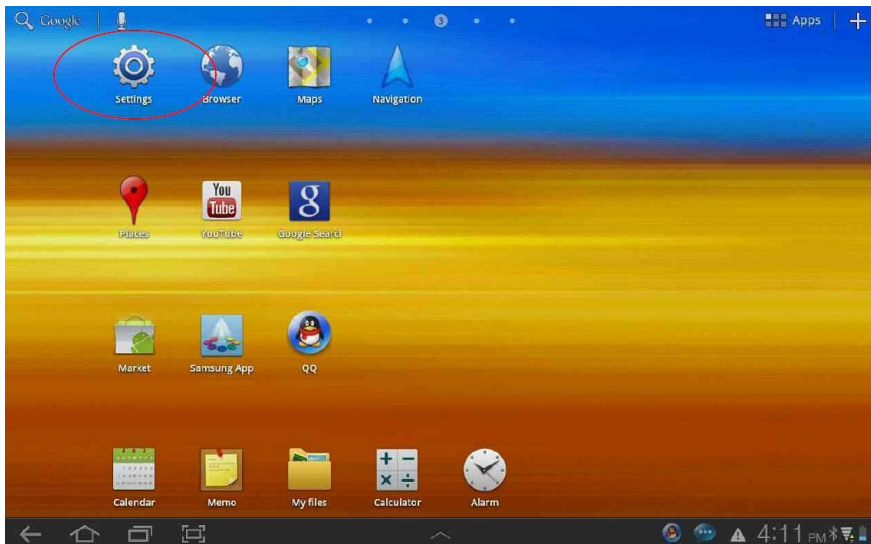
How to charge

Plug the USB cable into your keyboard and computer by USB port respectively and it starts charging.

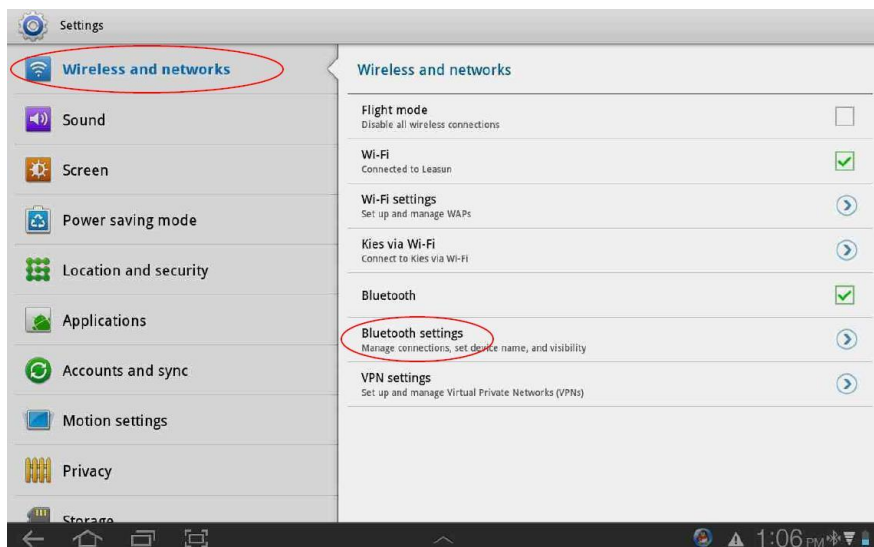
Step 2. Pairing your Bluetooth Keyboard with your tablet

- 1 Turn on the keyboard and press the PAIR button on the keyboard, the LED light will blink blue.

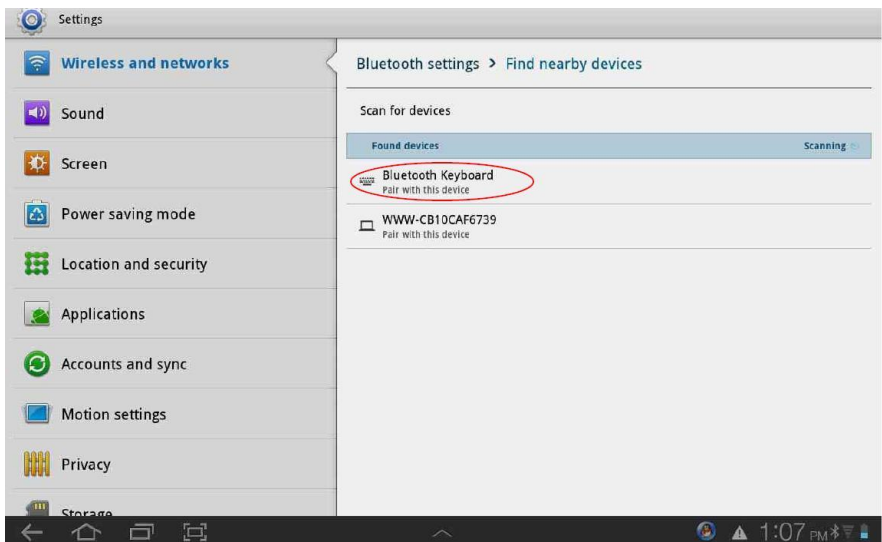
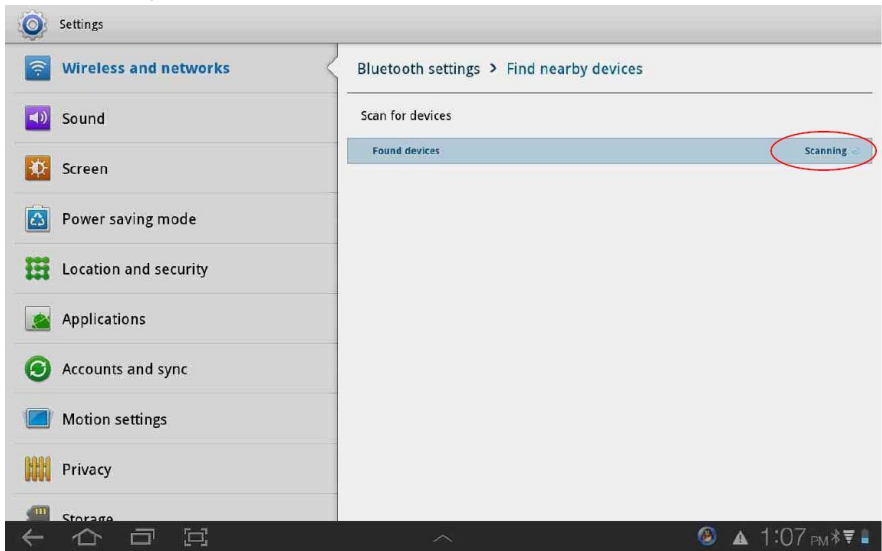
Turn on your tablet, and tap“ Settings”



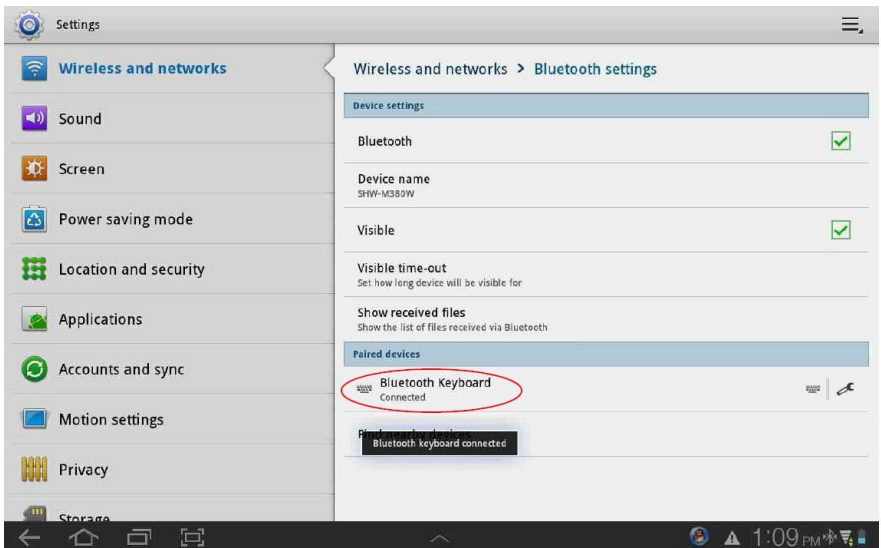
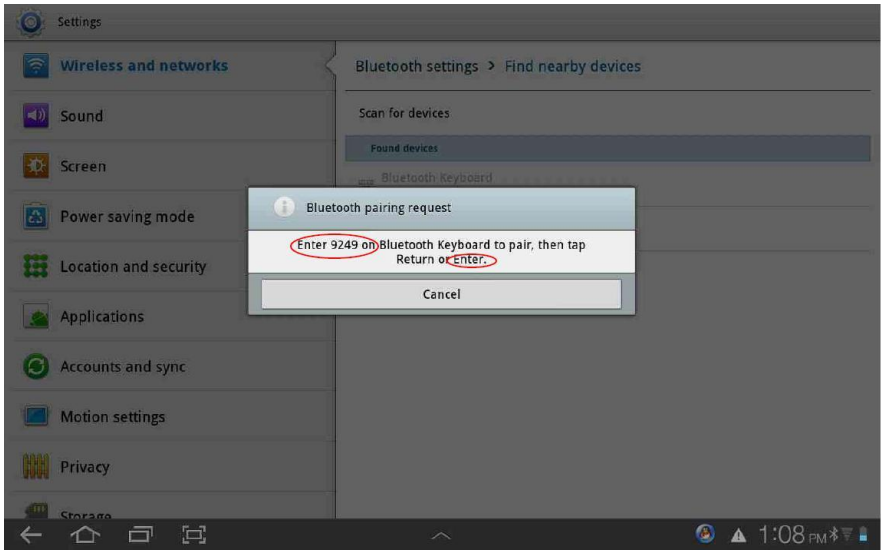
2 Select “Wireless and networks”, enable the Bluetooth function, and tap “Bluetooth settings”



3 Your tablet will start to search Bluetooth keyboard, after finding “Bluetooth Keyboard”, then you should tap “Bluetooth Keyboard”, it will start connecting



4 You will now be prompted to enter a PIN number using your keyboard. Enter the 4 digit PIN from your keyboard and press ENTER.



Product Specifications

- Bluetooth Specification: Version 2.0
- Range of Frequency: 2.4GHz Spectrum
- Operating Voltage: 3.7Vdc (powered by Li-ion)
- Operation Current: < 3mA
- Standby Current: 0.5 mA
- Sleep Current: < 0.2 mA
- Transmit Range: up to 10 meters
- Storage Temperature: -40 ~ +125 degree

What's in the box?

- Cover with Bluetooth wireless keyboard and stand
- USB to micro USB charging cable
- User documentation

Important Regulatory Information

This device complies with part 15 of the FCC rules. Operation is subject to the following two conditions:

- (1) this device may not cause harmful interference, and
- (2) this device must accept any interference received, including interference that may cause undesired operation.

Changes or modifications to this unit not expressly approved by the party responsible for compliance could void the user's authority to operate the equipment.