

---

## APPENDIX-PHOTOGRAPHS OF EUT CONSTRUCTIONAL DETAILS

Photo 1




Photo 2




Photo 3





Photo 4



USB Port

Air Holes

Photo 5





Photo 6



Power Off/on

Photo 7

