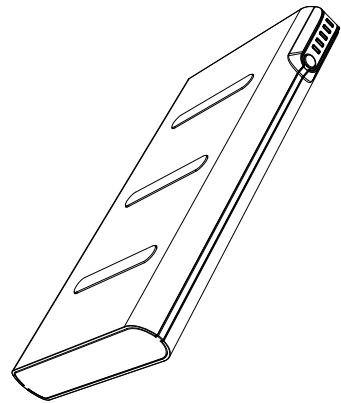




Model: GP-023-BLK



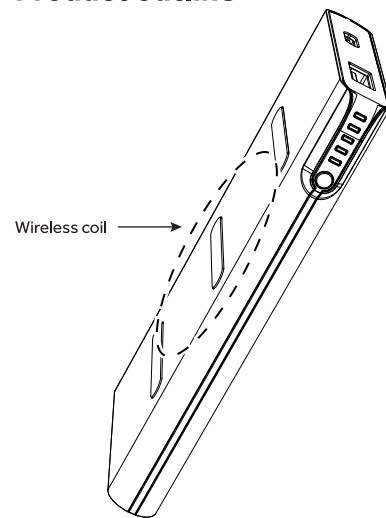
Reserve® WIRELESS CHARGING

User Manual

Model No: GP-028-BLK

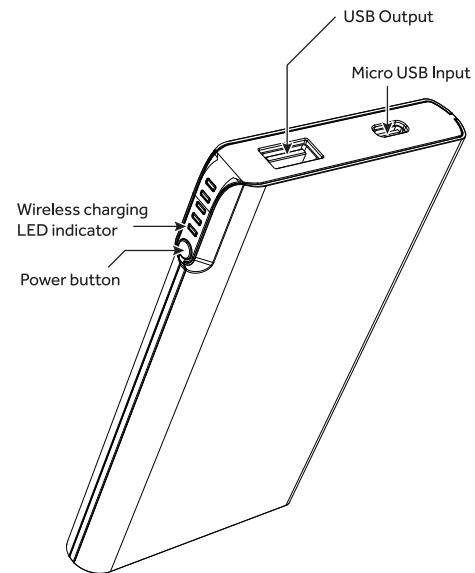
Thanks for choosing the Griffin Reserve® Wireless Charging Power Bank! This is a smartphone wireless charging power bank for Samsung Galaxy S8, S8+, iPhone 8, iPhone 8 Plus, iPhone X, Qi-enabled devices and other devices. Please kindly read the user manual before using.

### Product outline



1

### Product outline (Cont.)

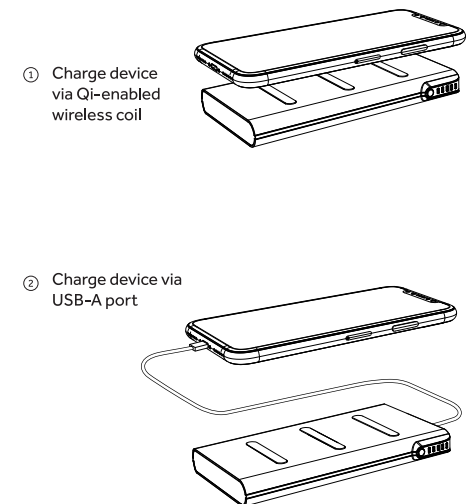


2

### Methods of use

#### Two ways to charge

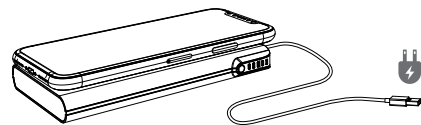
The Reserve® Wireless Charging Power Bank can be used to charge devices in two ways:



3

### Instructions

To charge your Reserve® Wireless Charging Power Bank, connect USB port to compatible power supply (for optimal charging use 2A minimum charging supply).



### Power indicator

Enables pass-through charging while connected to a power source. Power is sent to your smartphone first, and then the Reserve® Wireless Charging Power Bank recharges itself. When in charging mode, the power indicator shows the charging status in different signs:



0%-25% LED1 BLINK



25%-50% LED1 ON, LED2 BLINK



50%-75% LED1-LED2 ON, LED3 BLINK



75%-99% LED1-LED3 ON, LED4 BLINK



100% LED1-LED4 ON

4

### Power indicator (cont.)

Press button quickly to see remaining power



Press power button for three seconds to activate wireless charging. A solid green light indicates standby or no device, a solid blue light indicates device charging wirelessly.



### Product specifications

- **Power Bank**  
Rated capacity: 5000mAh  
Input: DC 5V / 2A  
USB Output: DC 5V / 2A max
- **Wireless Charging**  
Output: 10W  
Transmission Distance: < 8mm (0.31")  
Conversion Efficiency: ≥72%

### Size

Wireless Charging Power Bank :  
130mm x 71mm x 14.7mm (5.12" x 2.8" x 0.58")

5

### Note

When Reserve® Wireless Charging Power Bank is not connected to a power source, priority is given to USB-A output port. USB-A output port and Qi wireless charging do not function simultaneously. When connected to a power source, USB-A output charging will be disabled.

### In the box

- Wireless Charging Power Bank
- Charging cable
- User manual

### Attention

- Please keep the Reserve® Wireless Charging Power Bank away from water and other liquid.
- Using environment temperature remains 0°-45°C (32°-113°F).

### IC Statement

This device complies with Industry Canada's licence-exempt RSSs. Operation is subject to the following two conditions:  
(1) This device may not cause interference; and  
(2) This device must accept any interference, including interference that may cause undesired operation of the device.  
The term "IC:" before the certification/registration number only signifies that the Industry Canada technical specifications were met. This product meets the applicable Industry Canada technical specifications.  
Le présent appareil est conforme aux CNR d'Industrie Canada applicables aux appareils radio exempts de licence. L'exploitation est autorisée aux deux conditions suivantes : (1) l'appareil ne doit pas produire de brouillage, et (2) l'utilisateur de l'appareil doit accepter tout brouillage radioélectrique subi, même si le brouillage est susceptible d'en compromettre le fonctionnement.

6

### FCC Statement

Changes or modifications not expressly approved by the party responsible for compliance could void the user's authority to operate the equipment.

This equipment has been tested and found to comply with the limits for a Class B digital device, pursuant to Part 15 of the FCC Rules. These limits are designed to provide reasonable protection against harmful interference in a residential installation. This equipment generates uses and can radiate radio frequency energy and, if not installed and used in accordance with the instructions, may cause harmful interference to radio communications. However, there is no guarantee that interference will not occur in a particular installation. If this equipment does cause harmful interference to radio or television reception, which can be determined by turning the equipment off and on, the user is encouraged to try to correct the interference by one or more of the following measures:

- Reorient or relocate the receiving antenna.
  - Increase the separation between the equipment and receiver.
  - Connect the equipment into an outlet on a circuit different from that to which the receiver is connected.
  - Consult the dealer or an experienced radio/TV technician for help.
- This device complies with part 15 of the FCC rules. Operation is subject to the following two conditions (1) this device may not cause harmful interference, and (2) this device must accept any interference received, including interference that may cause undesired operation.

7