


Part 15.247 Test Setup Photographs

Radiated Emissions Test Configuration:


Below 1GHz _ Front View _ Antenna Model : MSA-3310-25GC4-A25 /MSA-3310-25GC4-A26



Below 1GHz _ Rear View _ Antenna Model : MSA-3310-25GC4-A25 /MSA-3310-25GC4-A26




Below 1GHz _ Front View _ Antenna Model : EDA-1713-25GC1-A14




Below 1GHz _ Rear View _ Antenna Model : EDA-1713-25GC1-A14




Above 1GHz _ Front View _ Antenna Model : MSA-3310-25GC4-A25 / MSA-3310-25GC4-A26



Above 1GHz _ Rear View_ Antenna Model : MSA-3310-25GC4-A25 / MSA-3310-25GC4-A26



Above 1GHz _ Front View _ Antenna Model : EDA-1713-25GC1-A14



Above 1GHz _ Rear View _ Antenna Model : EDA-1713-25GC1-A14



Close View _ Antenna Model : MSA-3310-25GC4-A25 / MSA-3310-25GC4-A26



Close View _ Antenna Model : EDA-1713-25GC1-A14

