





Test Setup for Powerline Conducted Emissions Test
(Roller Window Shade)



Test Setup for Powerline Conducted Emissions Test
(Roller Window Shade)



Test Setup for Powerline Conducted Emissions Test
(Roller Window Shade)




Test Setup for Powerline Conducted Emissions Test
(Roller Window Shade)




Test Setup for Radiated Emissions: 30MHz to 1GHz, Horizontal Polarization
(Roller Window Shade)




Test Setup for Radiated Emissions: 30MHz to 1GHz, Vertical Polarization
(Roller Window Shade)




Test Setup for Radiated Emissions: Above 1GHz, Horizontal Polarization
(Roller Window Shade)



Test Setup for Radiated Emissions: Above 1GHz, Vertical Polarization
(Roller Window Shade)




Test Setup for Spurious Radiated Emissions, Above 1GHz – Antenna Polarization Horizontal (Roller Window Shade)



Test Setup for Spurious Radiated Emissions, Above 1GHz – Antenna Polarization Vertical (Roller Window Shade)



Test Setup for Spurious Emissions: Above 1GHz, Horizontal Polarization



Test Setup for Spurious Emissions: Above 1GHz, Vertical Polarization