


User Manual

2.4G Wireless Keyboard and Mouse



Please read the user's manual before installation

1/6

Keyboard Combined Keys Function

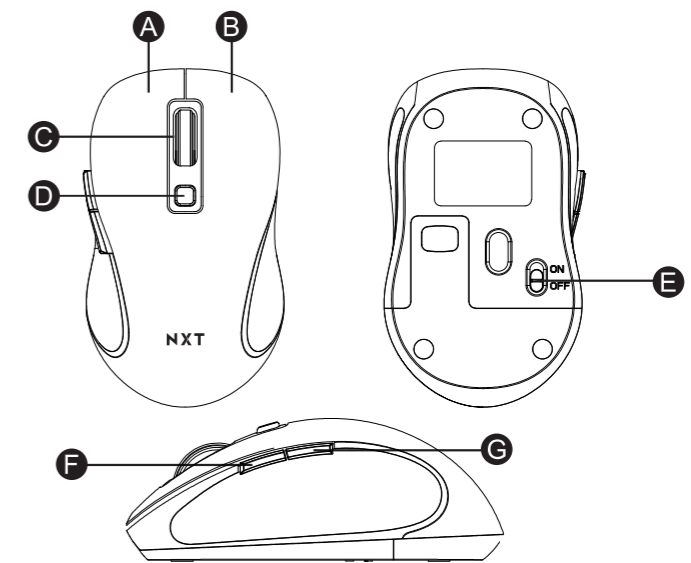
Combinations	Function	Combinations	Function
Fn+F1	Open Action Center (Win+A)	Fn+F7	Close Tab (Ctrl+W)
Fn+F2	Open Task view (Alt+Tab)	Fn+F8	Re-open closed browser tab (Ctrl+Shift+T)
Fn+F3	Show the desktop (Win+Tab)	Fn+F9	Open Settings
Fn+F4	Minimize all (Win+D)	Fn+F10	Lock the computer (Win+L)
Fn+F5	Open Browser Favorites in IE browser	Fn+F11	Put the computer to sleep
Fn+F6	Open Tab (Ctrl+T)	Fn+F12	Power off the computer

Keyboard Multimedia and Shortcut Keys

Hot Key	Function	Hot Key	Function
⏮	Volume Down	🏠	Open Internet Browser
⏭	Volume Up	↶	Back
🔇	Mute	↷	Forward
⏮	Previous Track	🧮	Open Calculator
⏸	Play/Pause	📁	Open Folder
⏭	Next Track	🔍	Open Search
		✉	Open Email

The keys above are based on Windows 10 system, it may vary slightly based on different brand devices and operating system versions.

Mouse Specification



- A** Left Button
- B** Right Button
- C** Scroll Wheel
- D** DPI Button
- E** On/Off
- F** Forward Button
- G** Back Button

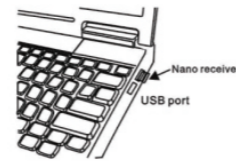
Mouse DPI

Click the DPI button to switch the DPI, the LED beneath the scroll wheel will flash once, twice and three times to show this 3 levels DPI.

3/6

CONNECTING THE KEYBOARD AND MOUSE

- Keyboard: Open the battery cover and insert 2 x AA battery.
Mouse: Open the battery cover and insert 1 x AA battery.
- Turn switch on mouse to ON to connect to the device.
- Insert the USB nano receiver (could be stored inside the mouse) into your computer's USB port.



FEATURES

- * USB nano receiver can be stored inside the mouse under the battery compartment cover.
 - * Maximum wireless range of up to 8 meters.
 - * USB nano receiver supports plug&play functionality.
 - * After approximately 30 minutes of inactivity, the keyboard and mouse will automatically enter sleep mode. Press any button to wake up the keyboard and mouse.
 - * Keyboard Indicator: Number Lock, Capital Lock, Scroll Lock
- Please note: Moving the keyboard or mouse will not wake up the keyboard and mouse. The Scroll Lock indicator will flash when the keyboard battery is low. The indicator beneath the scroll wheel will flash when the mouse battery is low.**

SPECIFICATIONS

- * Compatibility: Windows® XP or later, Mac OS X 10.7 or later
- * Mouse Resolution: 1200-1600-2400 DPI
- * Wireless Range: 8 meters
- * Power Source: Keyboard: 2 x AA battery (included)
Mouse: 1 x AA battery (included)
- * Rating: Keyboard: 3V \approx 10mA
Mouse: 1.5V \approx 20mA
- * Dimensions: Keyboard: 44.80*19.08*2.79 CM
Mouse: 10.40*6.10*3.90 CM

Contents

- * 1 x Wireless Keyboard
- * 1 x Wireless Mouse
- * 1 x USB Receiver
- * 3 x AA battery
- * 1 x User Manual

4/6

Battery warning:

- Do not allow children to install batteries.
- When installing alkaline batteries, be sure to line up the "+" sign on the battery with the "+" sign on the product's battery compartment. Improper installation can cause a battery to leak or overheat and may lead to serious injury.
- Do not use different types of batteries together.
- a) Do not mix old and new batteries.
- b) Do not mix alkaline, standard (Carbon-Zinc), or rechargeable (Nickel Cadmium) batteries.
- Avoid throwing batteries out in household garbage. Drop off batteries at local retailer or local government recycling facility.
- Never toss batteries into a fire. They may explode.

FCC Statement

This device complies with part 15 of the FCC Rules. Operation is subject to the following two conditions:

- (1) This device may not cause harmful interference, and
- (2) This device must accept any interference received, including interference that may cause undesired operation.

Any Changes or modifications not expressly approved by the party responsible for compliance could void the user's authority to operate the equipment.

Note: This equipment has been tested and found to comply with the limits for a Class B digital device, pursuant to part 15 of the FCC Rules. These limits are designed to provide reasonable protection against harmful interference in a residential installation. This equipment generates uses and can radiate radio frequency energy and, if not installed and used in accordance with the instructions, may cause harmful interference to radio communications. However, there is no guarantee that interference will not occur in a particular installation. If this equipment does cause harmful interference to radio or television reception, which can be determined by turning the equipment off and on, the user is encouraged to try to correct the interference by one or more of the following measures:

- Reorient or relocate the receiving antenna.
- Increase the separation between the equipment and receiver.
- Connect the equipment into an outlet on a circuit different from that to which the receiver is connected.
- Consult the dealer or an experienced radio/TV technician for help.

5/6

IC Statement

This device contains licence-exempt transmitter(s)/receiver(s) that comply with Innovation, Science and Economic Development Canada's licence exempt RSS(s). Operation is subject to the following two conditions:
(1) This device may not cause harmful interference, and
(2) This device must accept any interference received, including interference that may cause undesired operation of the device.

The digital apparatus complies with Canadian CAN ICES-3 (B)/NMB-3(B)
L'émetteur / récepteur exempt de licence contenu dans le présent appareil est conforme aux CNR d'Innovation, Sciences et Développement économique Canada applicables aux appareils radio exempts de licence. Le fonctionnement est soumis aux deux conditions suivantes:

- (1) Cet appareil ne doit pas causer d'interférences nuisibles, et
- (2) Cet appareil doit accepter toute interférence reçue, y compris les interférences susceptibles de provoquer un fonctionnement indésirable de l'appareil.

L'appareil numérique est conforme à la norme canadienne CAN ICES-3 (B)/NMB-3(B)

This device meets the exemption from the routine evaluation limits in section 2.5 of RSS 102 and compliance with RSS 102 RF exposure users can obtain Canadian information on RF exposure and compliance.

Cet appareil respecte l'exemption des limites d'évaluation de routine de la section 2.5 de la norme RSS 102 et la conformité à la norme RSS 102. Les utilisateurs d'exposition aux RF peuvent obtenir des informations canadiennes sur l'exposition aux RF et la conformité.

RF Exposure Statement

The device has been evaluated to meet general RF exposure requirement. The device can be used in portable exposure condition without restriction. L'appareil a été évalué pour répondre aux exigences générales d'exposition aux RF. L'appareil peut être utilisé dans des conditions d'exposition portables sans restriction.

6/6