

2.4G wireless combo Wireless Keyboard and Mouse ,wireless receiver

Product Name	Model Name	FCC ID	IC
Wireless Keyboard:	KG9010	2AAVD-G9010	23918-G9010
Wireless Mouse:	G1023E, G1018E, M610	2AAVD-G1018E	23918-G1018E
Wireless Receiver:	G1023E, G1018E, M610	2AAVD-R1018	23918-R1018

Specification of Keyboard

1. Features


- 13 separate media keys, 12 shortcuts
- 3 LED indicators: NumLock, Caps, Scroll
- 13 Separate media hot keys
- 2x AA-battery

2. OS Support

Windows XP, 7/8/10, Mac OS

3. Appearance drawing

According to attached drawing.



KR LAYOUT

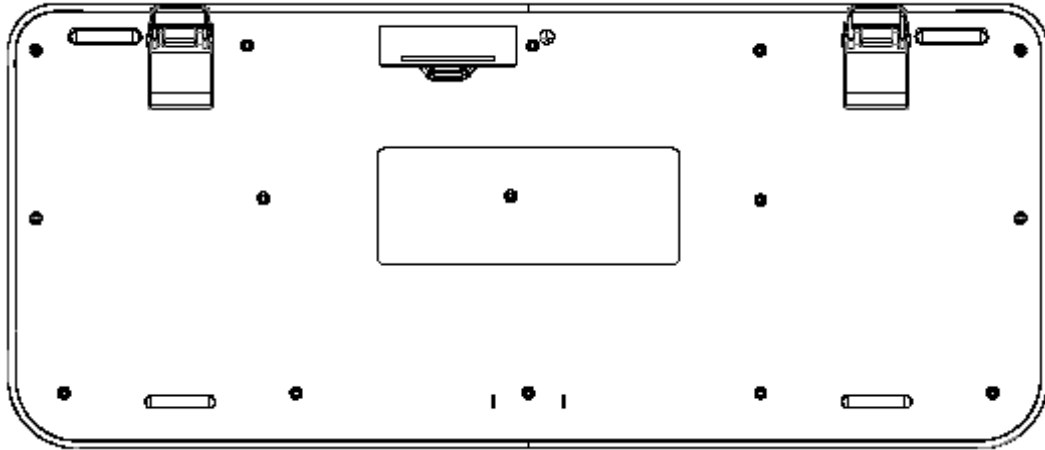


Figure 1

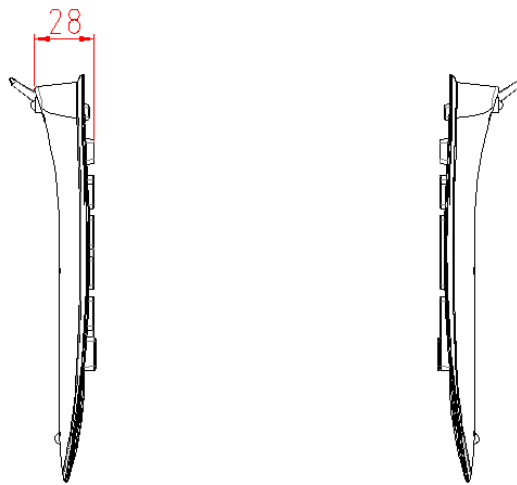


Figure 2

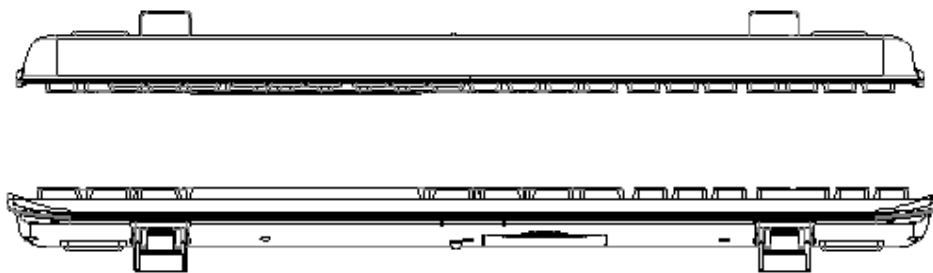


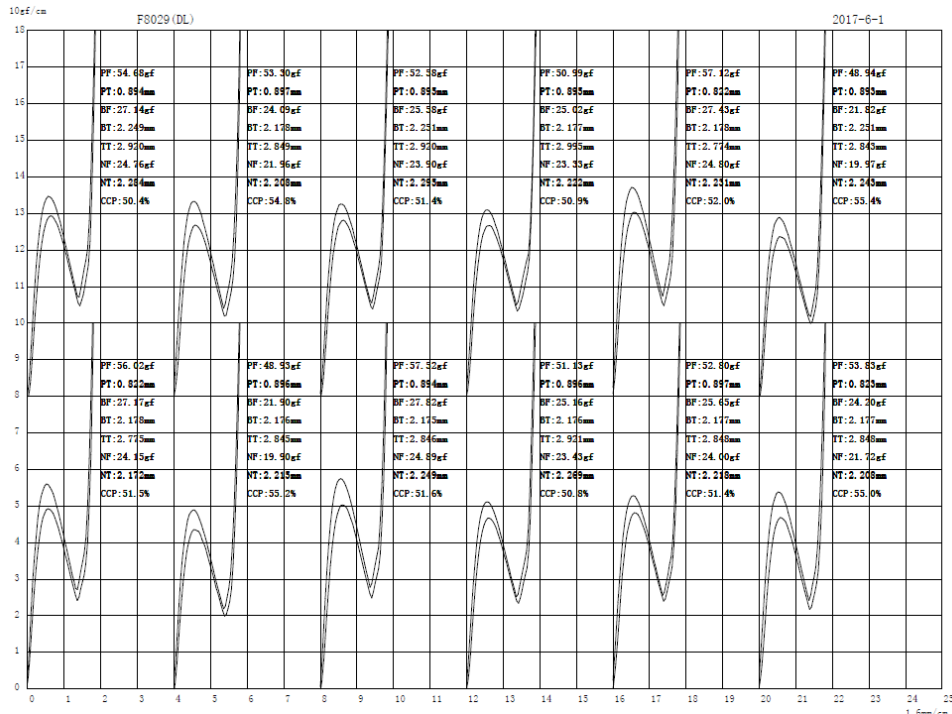
Figure 3

4. Mechanical Specification (Keyboard)

1. Material : ABS
2. Key stroke life : 8 million times
3. Key travel: 3 ± 0.3 mm
4. Drawing force: 65 ± 5 g
5. Size: 448.0x 191.0 x 28.0 mm

- 6. Weight: 622.6 g
- 7. Environment Temperature
 - 1. Working temperature : -5°C ~ 50°C
 - 2. Storage temperature: -10°C ~ 50°C
- 8. Humidity Temperature
 - 1. Working: 10% ~ 85% RH 25°C
 - 2. Storage: 10% ~ 95% RH 25°C

9. Drawing of Resiliency



5. Electric Specification (Keyboard)

5.1 RF Specification

- 1. Working voltage: 3.0V; Working Current: ≤ 15mA (2x AA battery)
- 2. Working distance: up to 10m.

The wireless range may vary slightly based on the computing conditions and environment.

- 3. 6-month battery life.

The battery life experience may vary slightly based on the computing conditions

5.2 Sleeping mode

The keyboard enters sleeping after inactivity. The 3 LED indicators go out. Click any keys to resume the normal operation.

5.3 Low power indication

The 3 LED indicators blink simultaneously 6~8 seconds when the battery is low power.

5.4 Pairing method

1. Insert the USB Receiver into USB interface on computer.
2. Install 1x AA battery.
3. Press and holding "Esc + K", then the 3 LED indicators blink in red.
4. The 3 LED indicators stop blink when the keyboard pairs successfully to the receiver.
5. Release the keys. You can use the keyboard now!

5.4 USB Receiver (same as mouse)





Interface : USB 2.0




Working voltage : 5V±5%

Working current : 100mA







6. Functionality Support







1. Separate Hot Keys


Hot Key	Function
	Open Music Player
	Previous Track
	Next Track
	Play/Pause



Hot Key	Function
	Volume Down
	Volume Up
	Mute

2. Shortcuts

Combinations	Function
Fn+F1 	Open Internet Browser
Fn+F2 	Open Task view (Windows 10)
Fn+F3 	Open Settings (Windows 10)
Fn+F4 	Open Search (Windows 10)
Fn+F5 	Open Action Center (Windows 10)
Fn+F6 	Lock Your PC

Combinations	Function
Fn+F7 	Open the Share Charm (Windows 10)
Fn+F8 	Back
Fn+F9 	Forward
Fn+F10 	Open My Computer
Fn+F11 	Open Calculator
Fn+F12 	Open Email

Fn+ 	PrtSc SysRq
--	-------------

Fn+ 	Scroll Lock
Fn+ 	Pause Break

Specification of Mouse

1. Features

- Forward/back keys
- 800/1200/1600 dpi
- 1x AA-battery

2. OS Support

Windows XP, 7/8/10, Mac OS

3. Appearance drawing

According to attached drawing.

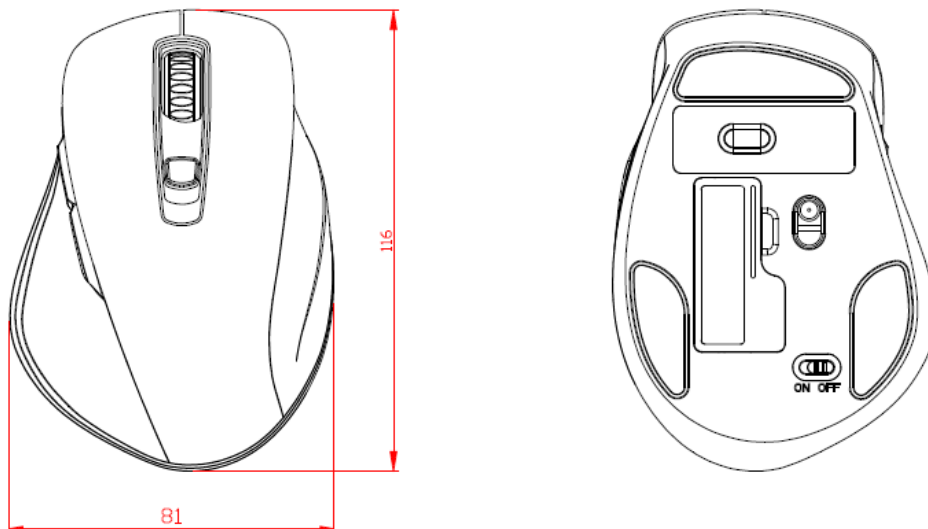


Fig. 1: Top/Bottom Sides

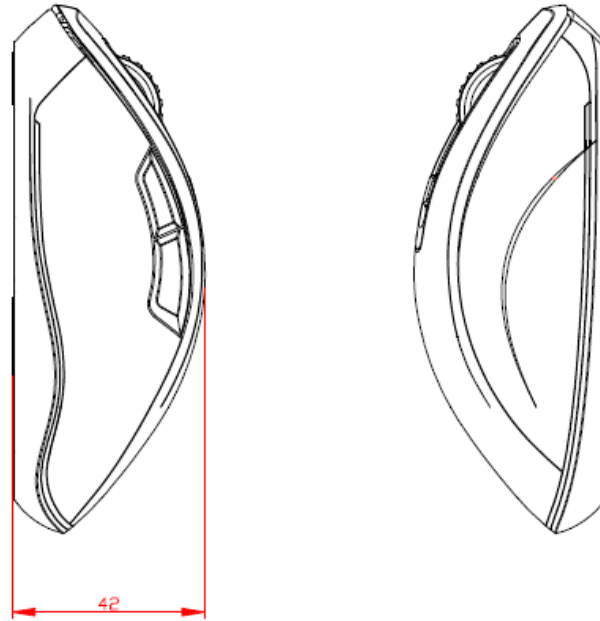


Fig. 2: Left/right sides

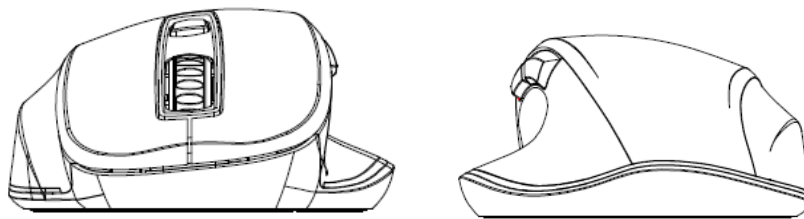


Fig. 3

4. Mechanical Specification (Mouse)

1. Material : ABS
2. Key stroke life : 3 million times
3. ON/OFF switch
4. Keys: 6
5. Size: 116.0 x 81.0 x 42.0 mm
6. Environment Temperature
 1. Working temperature : -5°C~50°C
 2. Storage temperature: -10°C~50°C
7. Humidity Temperature
 1. Working: 10%~85% RH 25°C
 2. Storage: 10%~95% RH 25°C

5. Electric Specification (Mouse)

5.1 RF Specification

1. DPI: 800/1200/1600
2. Working voltage: 1.5V; Working Current: \leq 15mA

3. 1x AA battery

4. Working distance: up to 10m.

The wireless range may vary slightly based on the computing conditions and environment.

5.2 Sleeping mode

5.2.1 The mouse enter sleeping mode when there is inactivity.

Click any keys to resume the normal operation.

FCC Statement

This device complies with Part 15 of the FCC Rules. Operation is subject to the following two conditions: (1) this device may not cause harmful interference, and (2) this device must accept any interference received, including interference that may cause undesired operation.

MODIFICATION: Any changes or modifications not expressly approved by the grantee of this device could void the user's authority to operate the device.

Note: This equipment has been tested and found to comply with the limits for a Class B digital device, pursuant to part 15 of the FCC Rules. These limits are designed to provide reasonable protection against harmful interference in a residential installation. This equipment generates uses and can radiate radio frequency energy and, if not installed and used in accordance with the instructions, may cause harmful interference to radio communications. However, there is no guarantee that interference will not occur in a particular installation. If this equipment does cause harmful interference to radio or television reception, which can be determined by turning the equipment off and on, the user is encouraged to try to correct the interference by one or more of the following measures:

- Reorient or relocate the receiving antenna.
- Increase the separation between the equipment and receiver.
- Connect the equipment into an outlet on a circuit different from that to which the receiver is connected.
- Consult the dealer or an experienced radio/TV technician for help.

IC Statements:

-English:

This device complies with Industry Canada RSS standard(s). Operation is subject to the following two conditions: (1) this device

may not cause interference, and (2) this device must accept any interference, including interference that may cause undesired operation of the device.

2. Changes or modifications not expressly approved by the party responsible for compliance could void the user's authority to operate the equipment.

-French:

Le présent appareil est conforme aux CNR d'Industrie Canada applicable aux appareils radio Exemptés de licence. L'exploitation est autorisée aux deux conditions suivantes :

(1) l'appareil ne doit pas produire de brouillage, et (2) l'utilisateur de l'appareil doit accepter tout brouillage radioélectrique subi, même si le brouillage est susceptible d'en compromettre le fonctionnement."