

## INSTRUCTION MANUAL —

Before installing and using this product, please read the instructions thoroughly and retain them for future reference.

The Ergonomic Mouse takes the stress off the wrist and allows you to make wider movements with your whole arm. The vertical design mimics a handshake allowing your hand to wrap around the mouse without twisting your wrist.

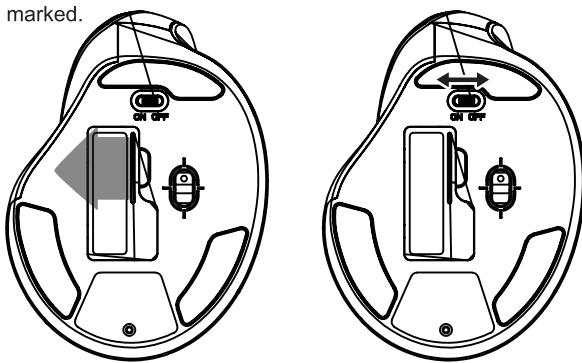
Please allow up to 1 week for your hand and arm to get used to the vertical design of the mouse.

### WHAT'S INCLUDED


- Wireless mouse
- Nano USB receiver
- InfiniCell AA battery
- Instruction manual

### SETUP

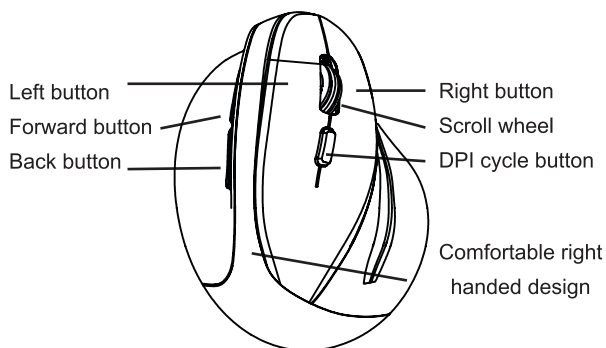
1. Open the battery compartment, remove the paper tab and USB receiver. Insert the battery following the polarity (+/-) marked.
2. Turn the mouse ON.



3. Insert the USB receiver into a USB port on your computer. Wait up to 1 minute. Your mouse is now ready to use.



### COMPONENT IDENTIFICATION



### CHANGING THE BATTERY

- Open the cover
- Insert 1 AA battery following the polarity (+/-) marked

### ADJUST THE DPI (TRACKING SPEED)

- Press the DPI cycle button to adjust the mouse's sensitivity (tracking speed). The higher the number, the faster the tracking speed
- DPI options are 800-1200-1600-2400. The default is 1200
- DPI will adjust automatically

### NOTE

- On some surfaces the use of a mouse pad may be necessary
- Turn the mouse OFF when travelling or not in use for long periods to conserve battery life

### SYSTEM REQUIREMENTS

- Windows 7/8/10, Mac OS X® 10.10 or higher
- USB 2.0 port
- One AA battery (included)

*We recommend InfiniCell batteries for maximum performance*

### SPECIFICATIONS

Frequency	2.4GHz
Operating distance	Up to 8m (26 ft.)
DPI	800-1200-1600-2400

### INDUSTRY CANADA RSS247

This device complies with Industry Canada license-exempt RSS standard(s).

Operation is subject to the following two conditions:

- (1) this device may not cause interference, and
- (2) this device must accept any interference, including interference that may cause undesired operation of the device.

This digital apparatus does not exceed the Class B limits for radio noise emissions from digital apparatus set out in the Radio Interference Regulations of Industry Canada.

This device complies with Part 15 of the FCC Rules.

Operation is subject to the following two conditions:

- (1) this device may not cause harmful interference, and
- (2) this device must accept any interference received, including interference that may cause undesired operation.

Caution: The user is cautioned that changes or modifications not expressly approved by the party responsible for compliance could void the user's authority to operate the equipment.

Note: This equipment has been tested and found to comply with the limits for a Class B digital device, pursuant to part 15 of the FCC Rules. These limits are designed to provide reasonable protection against harmful interference in a residential installation. This equipment generates uses and can radiate radio frequency energy and, if not installed and used in accordance with the instructions, may cause harmful interference to radio communications. However, there is no guarantee that interference will not occur in a particular installation. If this equipment does cause harmful interference to radio or television reception, which can be determined by turning the equipment off and on, the user is encouraged to try to correct the interference by one or more of the following measures:

- Reorient or relocate the receiving antenna.
- Increase the separation between the equipment and receiver.
- Connect the equipment into an outlet on a circuit different from that to which the receiver is connected.
- Consult the dealer or an experienced radio/TV technician for help.