

157g铜板纸双面印刷

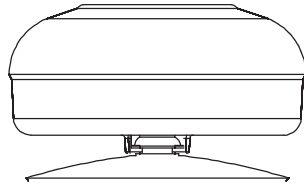
正面

WATERPROOF BLUETOOTH SHOWER SPEAKER

BB-BT-SP

USER MANUAL

63010BT



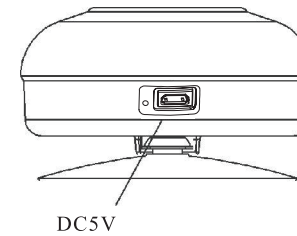
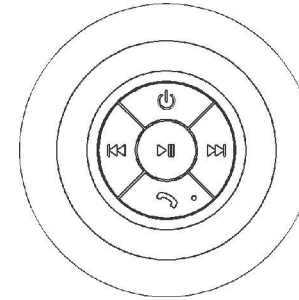
Thank you for choosing our product. We hope you will enjoy it very much.

Safety instructions

Read this manual carefully before putting the appliance into operation and keep this manual for future reference.

- Keep the device away from heat, direct sunlight and sharp edges.
- Keep the device away from naked flames.
- Do not insert any metal object into the device. Risk of short circuit!
- To avoid a static charge, do not use the device in an extremely dry climate.
- Do not repair the unit yourself but contact an authorised specialist.

Product overview



Accessories included

1. USB charging cable

Charge Integrated Battery

This Bluetooth speaker is powered by integrated rechargeable lithium battery. Charge the battery as follows:

1. Insert the charging cable into the DC 5V socket on the unit. Connect the USB plug into a PC or AC/DC adaptor. The LED indicator turns red and the battery is being charged.
2. When the battery is fully charged, the red LED indicator goes out.

Pairing BB-BT-SP to mobile phone or other device

Activate the Bluetooth speaker's pairing mode by, when in power off mode, press and hold the on/off button for about 6 seconds until the blue LED is flashing. Now the speaker is ready for pairing.

Tips:

Please make sure the speaker is in power off mode when trying to activate the pairing mode.

背面

1. Turn on your mobile phone and activate the Bluetooth function.
2. Search for Bluetooth devices. BB-BT-SP will show up.
3. Pair your device with BB-BT-SP. If password is needed, type in "0000". After BB-BT-SP is paired with your device,

Tips:

Once this speaker is paired and connected to your mobile phone, next time when you switch on this speaker, it will connect to your mobile phone automatically as long as the Bluetooth in your mobile phone is on.

Button description

- ⏻ On/Off: To switch on or off the unit.
- ⏮ Short press for the previous song, long press for turning down the volume.
- ⏭ Short press for the next song, long press for turning up the volume.
- ☎ Phone: To pick up or hang up a phone call
- ⏸ Play/Pause the music.

Notes & tips:

1. You can press Phone button twice quickly to redial the last phone call.

2. Press and hold Phone button for 2 seconds to reject a call.

Technical Specifications

Bluetooth support: 4.2
Range: 10 meters
Transmitting frequency: 2.4G Hz
Power supply: DC5v/100-120mA
Battery: 3.7v 400mAh lithium
Charging time: approx. 3 hours
Operating time: approx. 2 hours
IP grade: IPx4
Unit weight: approx. 0.1 kg

Warning: Changes or modifications to this unit not expressly approved by the part responsible for compliance could void the user's authority to operate the equipment.