

**finder**

**Model: JPAT1**



**INSTRUCTION MANUAL**

**PLEASE READ ALL INSTRUCTIONS CAREFULLY  
AND RETAIN FOR FUTURE USE**

Thank you for choosing Soundlogic/XT Track & Find. It can chase your easy-lost & valuable belongings (such as keys, wallet, luggage and more) with smart phones through specified App software within a preset Bluetooth connection distance.

### **Getting Started**

- Remove the device from the box.
- Remove any packaging from the product.
- Please retain all packaging until you have checked and counted all the parts and the contents against the parts list.


### **Package Contents**

- Track & Find wireless key & valuable finder
- A CR2032 battery included inside the unit
- Instruction Manual

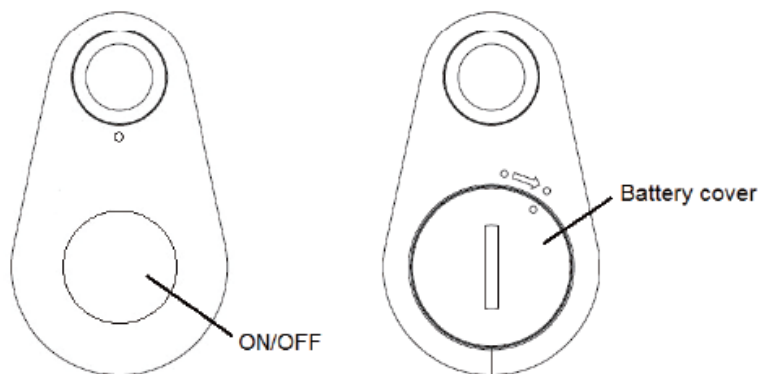
### **Safety Instructions**

- Keep the unit away from heat sources, direct sunlight, humidity, water and any other liquids.
- Do not operate the unit if it has been exposed to water, moisture or any other liquids to prevent damage to the unit.
- Do not use the unit if it has been dropped or damaged in any way.
- Repairs to electrical equipment should only be performed by a qualified electrician. Improper repairs may place the user at serious risk.
- Do not use the unit with wet hands.
- Do not put objects into any of the openings.
- Keep the unit free from dust, lint etc.
- Do not use this unit for anything other than its intended use.
- Keep the unit out of reach of children.
- This appliance is not a toy.
- Batteries (battery pack or batteries installed) shall not be exposed to excessive heat place, such as sunshine, fire or the like.

## Specifications

- Bluetooth version: Bluetooth 4.0 Low Energy
- Size: Length 2.09 inches (53 mm), Width 1.22 inches (31 mm) and Height 0.43 inches (11 mm)
- Compatible Phone: iPhone 5S/5C/5/4S, iPad 5th/4th/3rd gen, iPad mini, iPad Air, iPod touch (5th gen), iOS 8.0 or later
- Samsung Galaxy S4/S5/S6 or later, NOTE 4/5, LG Nexus 5...(OS 5.0 or above, and with Bluetooth 4.0)
- Working distance: Near – about 15 feet, Medium – about 30 feet & Far – about 60 feet (without barrier)
- Suitable for: Wallet, Car, Bags, Suitcase or other belongings
- Battery: CR2032 battery
- Standby time: About 6 month
- Net weight (with battery inside): 0.3 oz (9g)
- App Name: cTracing (Download free of charge from App Store or Google Play Store)
- App icon: 

## Description of Parts



## Battery replacement

When inside battery is drained, replace battery as below:

1. Use a coin as a key and twist it to the left to open the battery cover.
2. Place a new CR2032 battery inside the unit, as per the indicated polarity.
3. Put back the battery cover and twist it to the right to close.

## Instructions for Use

### Switch on/off the unit

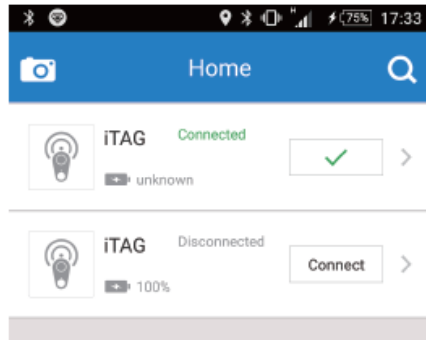
Switch on: Press and hold the ON/OFF button for 3 seconds until you hear two "Beep" sounds.

Switch off: Press and hold the ON/OFF button for 3 seconds until you hear long "Beep" sound.



## Connection

1. Turn on the Bluetooth on your smartphone, and open the software App.
2. iTAG will show "Not connected (or Disconnected)" on the App, please click the "Connect" button to connect it.
3. Click the button "Q" to find more connectable iTAG devices, such as car keys, luggage and so on. (Note: Click the arrow icon will turn to submenu, such as add photo for iTAG, rename, turn on/off alarm and set working distance for each device, ...etc.)

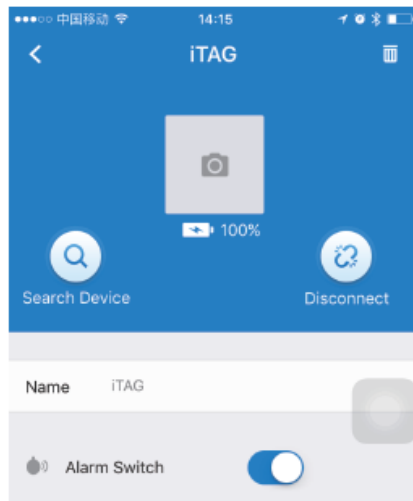


4. Slide the item on Home page to left, click "Delete" to remove it out of the device list.

### Checking the Alarm

As shown in below image -

Click "Search Device" button, iTAG alarms, and click "Stop Search" button to stop the alarm from iTAG.



## Photograph

Press the "📷" icon, it will turn to camera mode.

- Press top middle and right to set the Flashlight and camera:

⚡ Auto Flash

⚡ Flashlight on

⚡ Flashlight off

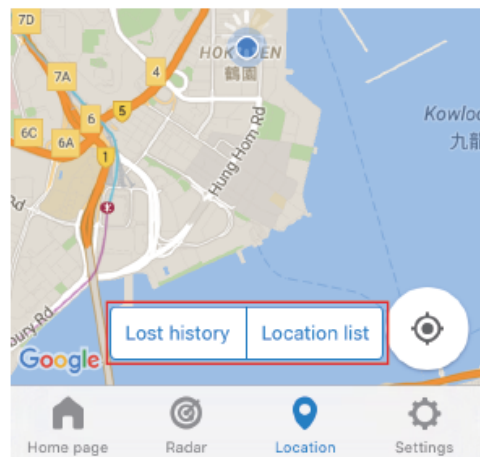


switch the front and rear camera

- Press the button on iTAG once, it works as a remote shutter to take photos.

## Location

As shown in below image -



**Location List:** When you park your car, press the button on iTAG, it will mark your current location on the map. Press the "Location list" and you will find where your vehicle is with easy tracking when you leave any big or underground parking place.

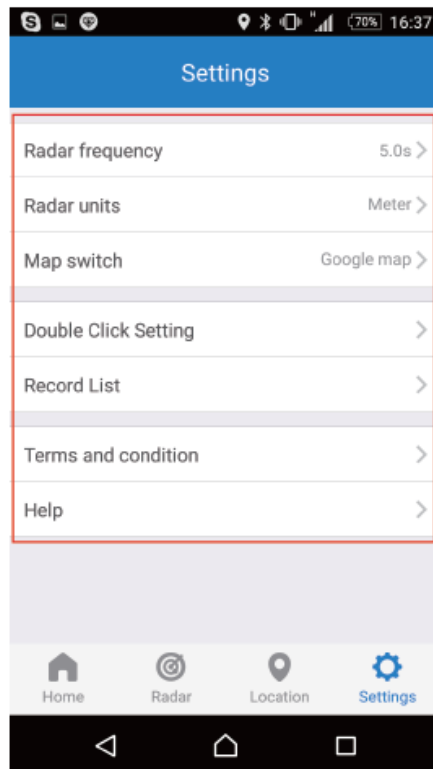
Lost History: If the iTAG is lost, just click "Lost History" to find the record where it was lost.

**Remark:** To delete the list, just scroll left the list and click "Delete".

## Settings

In order to experience the functions of iTAG better, enter into the Settings to set your iTAG.

As shown in below image -



Radar frequency: 1.0s, 3.0s or 5.0s

Radar units: Foot or Meter

Map Switch: Choose Google map or Baidu map

Double Click Setting: Set for alarm or voice recording

Record List: The recorded voice would be stored under this state

Simply press Play button to play/pause and scroll left the list and click "Delete" to delete it.

Terms and conditions

Help: Reference information

### **Care and maintenance**

Read the following recommendations before using the unit. Following these you will be able to enjoy the product for many years.

- Do not expose the unit to liquid, moisture or humidity to avoid the product's internal circuit being affected.
- Don't use abrasive cleaning solvents to clean the unit.
- Do not expose the unit to extremely high or low temperature as this will shorten the life of electronic devices, destroy the battery or distort certain plastic parts.
- Don't dispose of the unit in fire as it will result in an explosion.
- Don't expose the unit to contact with sharp objects as this will cause scratches and damage.
- Don't let the unit fall down onto the floor. The internal circuit might get damaged.
- Don't attempt to disassemble the unit as it may get damaged if you are not professional.

In case the unit does not function properly, please contact the number shown on the Warranty Page for help.

### **FCC Instructions**

Changes or modifications not expressly approved by the party responsible for compliance could void the user's authority to operate the product.

NOTE: This product has been tested and found to comply with the limits for a Class B digital device, pursuant to Part 15 of the FCC Rules. These limits are designed to provide



reasonable protection against harmful interference in a residential installation. This product generates, uses and can radiate radio frequency energy and, if not installed and used in accordance with the instructions, may cause harmful interference to radio communications. However, there is no guarantee that interference will not occur in a particular installation. If the product does cause harmful interference to radio or television reception, which can be determined by turning the equipment off and on, the user is encouraged to try to correct the interference by one or more of the following measures :

- Reorient or relocate the receiving antenna.
- Increase the separation between the product and receiver.
- Connect the product into an outlet on a circuit different from that to which the receiver is connected.
- Consult the dealer or an experienced radio/TV technician for help.

The device complies with Part 15 of the FCC Rules. Operation is subject to the following two conditions: (1) this device may not cause harmful interference, and (2) this device must accept any interference received, including interference that may cause undesired operation.

### **Limited Warranty**

This manufacturer's product warranty extends to the original consumer purchaser of the product. Neither the retailer nor any other company involved in the sale or promotion of this product is a co-warrantor of this manufacturer warranty.

**WARRANTY DURATION:** All materials and workmanship are warranted to the original consumer purchaser for a period of ninety (90) days from the original purchase date.

**WARRANTY COVERAGE:** This product is warranted against defective materials or workmanship. This warranty is void if the product has been damaged by accident, in shipment, unreasonable use, misuse, neglect, improper service, commercial use, repairs by unauthorized personnel or other causes not arising out of defects in materials or workmanship. This warranty doesn't cover the following which may be supplied with this product, including but not limited to; LCD Screens, glass parts, lenses, bulbs etc. This warranty is effective only if the product is purchased and operated in USA and Canada, and does not extend to any units which have been used in violation of written instructions

furnished by manufacturer or to units which have been altered or modified or, to damaged products or parts thereof which have had the serial number removed, altered, defaced or rendered illegible.

**WARRANTY DISCLAIMERS:** This warranty is in lieu of all warranties expressed or implied and no representative or person is authorized to assume for manufacturer any other liability in connection with the sale of our products. There shall be no claims for defects or failure under any theory of tort, contractor commercial law including but not limited to, negligence, gross negligence, strict liability, breach of warranty and breach of contract. Under no circumstances will Manufacturer's / Distributor's maximum liability exceed the retail value of the product.

**WARRANTY PERFORMANCE:** During the above 90 day warranty period, a product with a defect will be either repaired or replaced with a reconditioned comparable model (at manufacturer's option). The repaired or replacement product will be in warranty for the balance of the 90 day warranty period and an additional one-month period. No charge will be applicable for such repair or replacement.

**SERVICE AND REPAIR:** If service is required for this product, you should first contact Midwest Trading Group Customer Service at [info@mtradinggroup.com](mailto:info@mtradinggroup.com) or by calling 1 (866) 815-4714, Monday to Friday 10am to 6pm EST.

**NOTE:** Manufacturer cannot assume responsibility for loss or damage during incoming shipment. As a precautionary measure, carefully package the product for shipment, and insure it with the carrier. Be sure to enclose the following details with the product: your full name, return address and daytime phone number, a note describing the problem you experienced, a copy of your sales receipt or other proof of purchase to determine warranty status. C.O.D. shipments cannot be accepted.

Company: SHENZHEN ACADIA ELECTRONIC CO., LTD

Address: 39 Building, B Industry Zone Tang Lang, Xili Lake, Shenzhen, China

Contact person: Mr SUN

Telephone: 008675526554047, Email: kensun6@gmail.com