

Appendix A: Emission Bandwidth

Test Result

TestMode	Antenna	Channel	26db EBW [MHz]	FL[MHz]	FH[MHz]	Limit[MHz]	Verdict
11A	Ant1	5180	19.720	5170.440	5190.160	---	PASS
	Ant2	5180	19.520	5170.360	5189.880	---	PASS
	Ant1	5200	19.520	5190.640	5210.160	---	PASS
	Ant2	5200	20.760	5189.680	5210.440	---	PASS
	Ant1	5240	19.680	5230.440	5250.120	---	PASS
	Ant2	5240	21.320	5229.560	5250.880	---	PASS
	Ant1	5745	19.760	5735.560	5755.320	---	PASS
	Ant2	5745	19.640	5735.200	5754.840	---	PASS
	Ant1	5785	19.960	5774.840	5794.800	---	PASS
	Ant2	5785	20.720	5774.960	5795.680	---	PASS
	Ant1	5825	20.800	5814.800	5835.600	---	PASS
	Ant2	5825	19.760	5815.200	5834.960	---	PASS
11N20SISO	Ant1	5180	21.040	5169.920	5190.960	---	PASS
	Ant2	5180	20.600	5169.840	5190.440	---	PASS
	Ant1	5200	20.600	5189.920	5210.520	---	PASS
	Ant2	5200	20.600	5189.880	5210.480	---	PASS
	Ant1	5240	20.680	5229.920	5250.600	---	PASS
	Ant2	5240	20.960	5229.560	5250.520	---	PASS
	Ant1	5745	21.000	5734.800	5755.800	---	PASS
	Ant2	5745	20.080	5734.960	5755.040	---	PASS
	Ant1	5785	20.200	5774.920	5795.120	---	PASS
	Ant2	5785	20.360	5774.880	5795.240	---	PASS
	Ant1	5825	20.160	5814.880	5835.040	---	PASS
	Ant2	5825	20.120	5814.960	5835.080	---	PASS
11N40SISO	Ant1	5190	43.760	5168.160	5211.920	---	PASS
	Ant2	5190	40.720	5169.600	5210.320	---	PASS
	Ant1	5230	40.400	5209.840	5250.240	---	PASS
	Ant2	5230	43.440	5208.160	5251.600	---	PASS
	Ant1	5755	40.800	5735.000	5775.800	---	PASS
	Ant2	5755	41.040	5734.760	5775.800	---	PASS
	Ant1	5795	40.720	5774.920	5815.640	---	PASS
	Ant2	5795	40.640	5774.520	5815.160	---	PASS
11AC20SISO	Ant1	5180	20.440	5170.200	5190.640	---	PASS
	Ant2	5180	23.000	5168.880	5191.880	---	PASS
	Ant1	5200	20.600	5190.080	5210.680	---	PASS
	Ant2	5200	20.160	5190.000	5210.160	---	PASS
	Ant1	5240	20.520	5230.040	5250.560	---	PASS
	Ant2	5240	20.760	5230.080	5250.840	---	PASS

	Ant1	5745	20.320	5735.320	5755.640	---	PASS
	Ant2	5745	20.120	5735.400	5755.520	---	PASS
	Ant1	5785	20.360	5775.280	5795.640	---	PASS
	Ant2	5785	20.120	5775.360	5795.480	---	PASS
	Ant1	5825	20.080	5815.000	5835.080	---	PASS
	Ant2	5825	20.240	5815.240	5835.480	---	PASS
11AC40SISO	Ant1	5190	40.720	5169.360	5210.080	---	PASS
	Ant2	5190	40.800	5169.760	5210.560	---	PASS
	Ant1	5230	40.880	5209.840	5250.720	---	PASS
	Ant2	5230	44.960	5207.840	5252.800	---	PASS
	Ant1	5755	42.480	5734.200	5776.680	---	PASS
	Ant2	5755	40.400	5735.160	5775.560	---	PASS
	Ant1	5795	40.640	5774.600	5815.240	---	PASS
	Ant2	5795	41.360	5774.520	5815.880	---	PASS
11AC80SISO	Ant1	5210	81.760	5169.200	5250.960	---	PASS
	Ant2	5210	84.160	5168.400	5252.560	---	PASS
	Ant1	5775	82.400	5733.400	5815.800	---	PASS
	Ant2	5775	82.720	5733.560	5816.280	---	PASS

Test Graphs



11A_Ant1_5180



11A_Ant2_5180



11A_Ant1_5200



11A_Ant2_5200



11A_Ant1_5240



11A_Ant2_5240



11A_Ant1_5745



11A_Ant2_5745



11A_Ant1_5785



11A_Ant2_5785



11A_Ant1_5825



11A_Ant2_5825



11N20SISO_Ant1_5180



11N20SISO_Ant2_5180



11N20SISO_Ant1_5200



11N20SISO_Ant2_5200



11N20SISO_Ant1_5240



11N20SISO_Ant2_5240



11N20SISO_Ant1_5745



11N20SISO_Ant2_5745



11N20SISO_Ant1_5785



11N20SISO_Ant2_5785



11N20SISO_Ant1_5825



11N20SISO_Ant2_5825



11N40SISO_Ant1_5190



11N40SISO_Ant2_5190



11N40SISO_Ant1_5230



11N40SISO_Ant2_5230



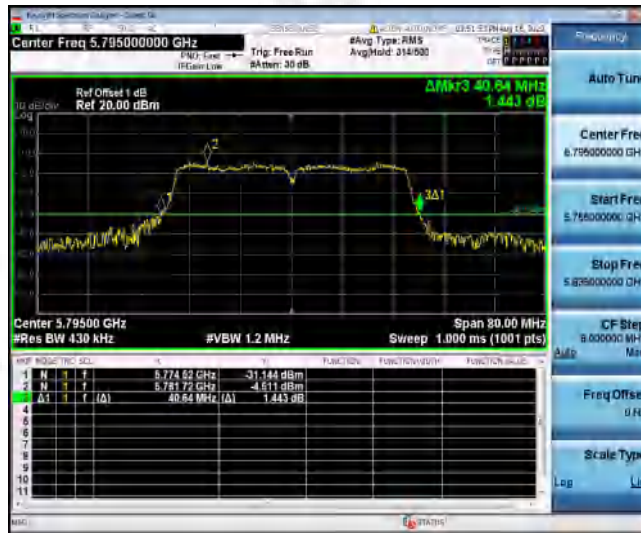
11N40SISO_Ant1_5755



11N40SISO_Ant2_5755



11N40SISO_Ant1_5795



11N40SISO_Ant2_5795



11AC20SISO_Ant1_5180



11AC20SISO_Ant2_5180



11AC20SISO_Ant1_5200



11AC20SISO_Ant2_5200



11AC20SISO_Ant1_5240



11AC20SISO_Ant2_5240



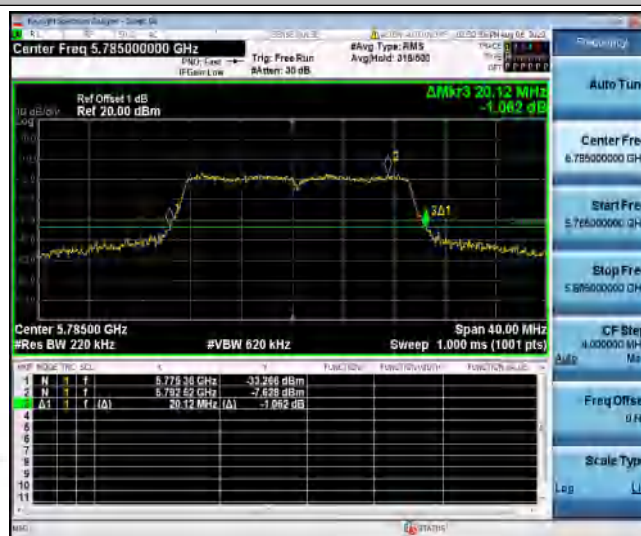
11AC20SISO_Ant1_5745



11AC20SISO_Ant2_5745



11AC20SISO_Ant1_5785



11AC20SISO_Ant2_5785



11AC20SISO_Ant1_5825



11AC20SISO_Ant2_5825



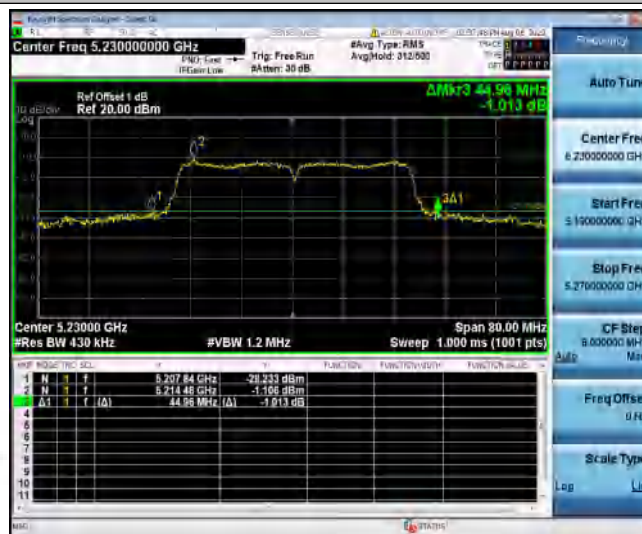
11AC40SISO_Ant1_5190



11AC40SISO_Ant2_5190



11AC40SISO_Ant1_5230



11AC40SISO_Ant2_5230



11AC40SISO_Ant1_5755



11AC40SISO_Ant2_5755



11AC40SISO_Ant1_5795



11AC40SISO_Ant2_5795



11AC80SISO_Ant1_5210



11AC80SISO_Ant2_5210



11AC80SISO_Ant1_5775



11AC80SISO_Ant2_5775

Appendix B: Min emission bandwidth

Test Result

TestMode	Antenna	Channel	6db EBW [MHz]	FL[MHz]	FH[MHz]	Limit[MHz]	Verdict
11A	Ant1	5745	16.480	5737.160	5753.640	0.5	PASS
	Ant2	5745	16.480	5737.160	5753.640	0.5	PASS
	Ant1	5785	16.400	5777.200	5793.600	0.5	PASS
	Ant2	5785	16.480	5777.160	5793.640	0.5	PASS
	Ant1	5825	16.480	5817.160	5833.640	0.5	PASS
	Ant2	5825	16.480	5817.160	5833.640	0.5	PASS
11N20SISO	Ant1	5745	17.680	5736.560	5754.240	0.5	PASS
	Ant2	5745	17.680	5736.560	5754.240	0.5	PASS
	Ant1	5785	17.680	5776.560	5794.240	0.5	PASS
	Ant2	5785	17.680	5776.560	5794.240	0.5	PASS
	Ant1	5825	17.680	5816.560	5834.240	0.5	PASS
	Ant2	5825	17.680	5816.560	5834.240	0.5	PASS
11N40SISO	Ant1	5755	35.840	5737.400	5773.240	0.5	PASS
	Ant2	5755	36.000	5737.400	5773.400	0.5	PASS
	Ant1	5795	35.840	5777.400	5813.240	0.5	PASS
	Ant2	5795	36.000	5777.400	5813.400	0.5	PASS
11AC20SISO	Ant1	5745	17.640	5736.560	5754.200	0.5	PASS
	Ant2	5745	17.680	5736.560	5754.240	0.5	PASS
	Ant1	5785	17.640	5776.560	5794.200	0.5	PASS
	Ant2	5785	17.680	5776.560	5794.240	0.5	PASS
	Ant1	5825	17.680	5816.560	5834.240	0.5	PASS
	Ant2	5825	17.680	5816.560	5834.240	0.5	PASS
11AC40SISO	Ant1	5755	35.680	5737.400	5773.080	0.5	PASS
	Ant2	5755	35.920	5737.400	5773.320	0.5	PASS
	Ant1	5795	35.920	5777.400	5813.320	0.5	PASS
	Ant2	5795	35.840	5777.400	5813.240	0.5	PASS
11AC80SISO	Ant1	5775	76.320	5737.080	5813.400	0.5	PASS
	Ant2	5775	76.320	5737.080	5813.400	0.5	PASS

Test Graphs



11A_Ant1_5745



11A_Ant2_5745



11A_Ant1_5785



11A_Ant2_5785



11A_Ant1_5825



11A_Ant2_5825



11N20SISO_Ant1_5745



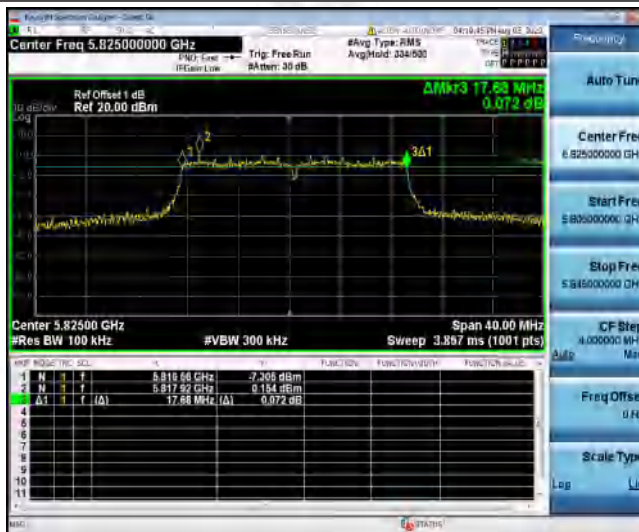
11N20SISO_Ant2_5745



11N20SISO_Ant1_5785



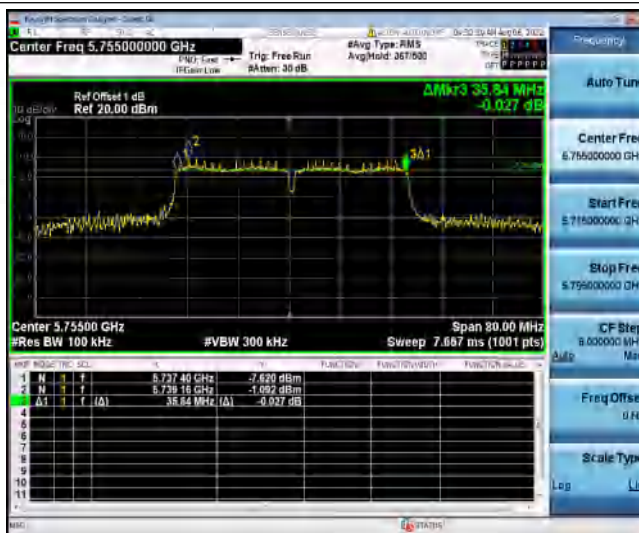
11N20SISO_Ant2_5785



11N20SISO_Ant1_5825



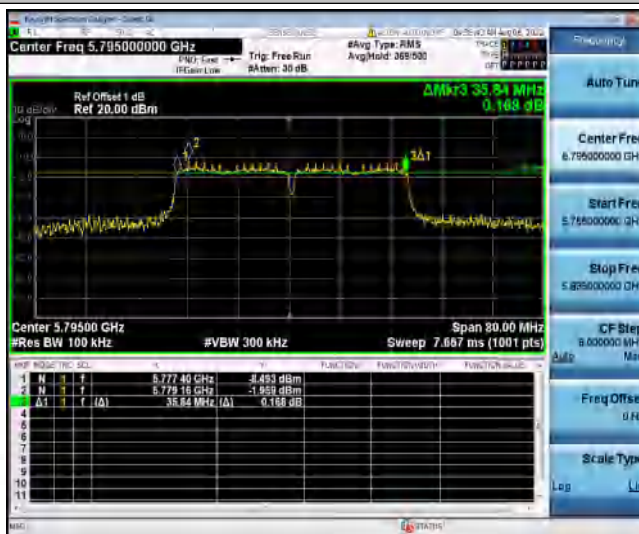
11N20SISO_Ant2_5825



11N40SISO_Ant1_5755



11N40SISO_Ant2_5755



11N40SISO_Ant1_5795



11N40SISO_Ant2_5795



11AC20SISO_Ant1_5745



11AC20SISO_Ant2_5745



11AC20SISO_Ant1_5785



11AC20SISO_Ant2_5785



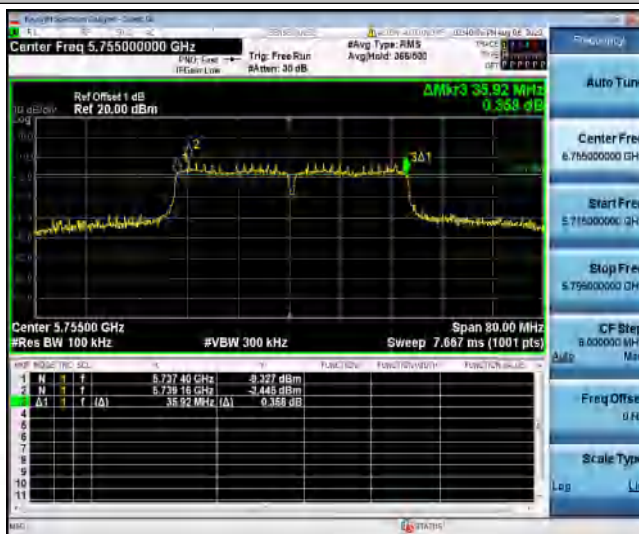
11AC20SISO_Ant1_5825



11AC20SISO_Ant2_5825



11AC40SISO_Ant1_5755



11AC40SISO_Ant2_5755



11AC40SISO_Ant1_5795



11AC40SISO_Ant2_5795



11AC80SISO_Ant1_5775



Appendix C: Maximum conducted output power

Test Result

TestMode	Antenna	Channel	Result[dBm]	Limit[dBm]	Verdict
11A	Ant1	5180	13.03	≤23.98	PASS
	Ant2	5180	12.75	≤23.98	PASS
	Ant1	5200	12.91	≤23.98	PASS
	Ant2	5200	12.75	≤23.98	PASS
	Ant1	5240	12.92	≤23.98	PASS
	Ant2	5240	12.74	≤23.98	PASS
	Ant1	5745	12.65	≤30	PASS
	Ant2	5745	12.97	≤30	PASS
	Ant1	5785	12.01	≤30	PASS
	Ant2	5785	11.79	≤30	PASS
	Ant1	5825	11.31	≤30	PASS
	Ant2	5825	11.98	≤30	PASS
11N20SISO	Ant1	5180	12.70	≤23.98	PASS
	Ant2	5180	12.05	≤23.98	PASS
	Ant1	5200	12.58	≤23.98	PASS
	Ant2	5200	11.81	≤23.98	PASS
	Ant1	5240	12.55	≤23.98	PASS
	Ant2	5240	11.82	≤23.98	PASS
	Ant1	5745	12.69	≤30	PASS
	Ant2	5745	11.95	≤30	PASS
	Ant1	5785	12.26	≤30	PASS
	Ant2	5785	12.37	≤30	PASS
	Ant1	5825	11.81	≤30	PASS
	Ant2	5825	12.18	≤30	PASS
11N40SISO	Ant1	5190	14.90	≤23.98	PASS
	Ant2	5190	12.31	≤23.98	PASS
	Ant1	5230	12.81	≤23.98	PASS
	Ant2	5230	14.51	≤23.98	PASS
	Ant1	5755	12.17	≤30	PASS
	Ant2	5755	12.07	≤30	PASS
	Ant1	5795	11.32	≤30	PASS
	Ant2	5795	12.22	≤30	PASS
11AC20SISO	Ant1	5180	12.71	≤23.98	PASS
	Ant2	5180	12.70	≤23.98	PASS
	Ant1	5200	12.54	≤23.98	PASS
	Ant2	5200	12.25	≤23.98	PASS
	Ant1	5240	12.88	≤23.98	PASS
	Ant2	5240	13.32	≤23.98	PASS

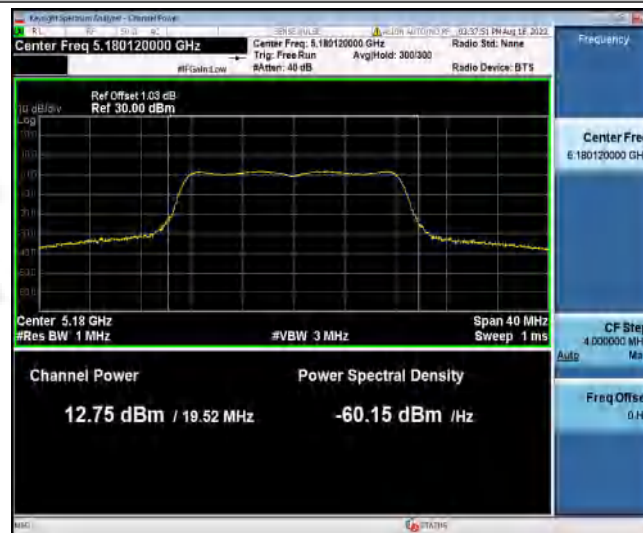
	Ant1	5745	11.56	≤30	PASS
	Ant2	5745	11.26	≤30	PASS
	Ant1	5785	10.72	≤30	PASS
	Ant2	5785	10.55	≤30	PASS
	Ant1	5825	10.75	≤30	PASS
	Ant2	5825	10.24	≤30	PASS
11AC40SISO	Ant1	5190	12.99	≤23.98	PASS
	Ant2	5190	12.31	≤23.98	PASS
	Ant1	5230	12.33	≤23.98	PASS
	Ant2	5230	13.30	≤23.98	PASS
	Ant1	5755	11.87	≤30	PASS
	Ant2	5755	11.03	≤30	PASS
	Ant1	5795	9.95	≤30	PASS
	Ant2	5795	10.45	≤30	PASS
11AC80SISO	Ant1	5210	11.61	≤23.98	PASS
	Ant2	5210	11.12	≤23.98	PASS
	Ant1	5775	12.21	≤30	PASS
	Ant2	5775	11.44	≤30	PASS

- Note: 1. The Duty Cycle Factor was compensated in the spectrum analyzer Ref offset.
2. Spectrum analyzer Ref offset=Cable Loss(1dB) + Duty Cycle Factor.
3. Duty Cycle Factor=10Log(1/X), where X is the Duty Cycle.

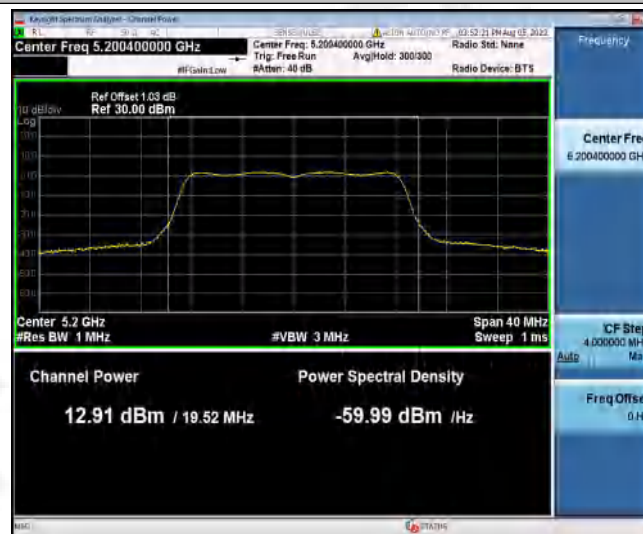
Test Graphs



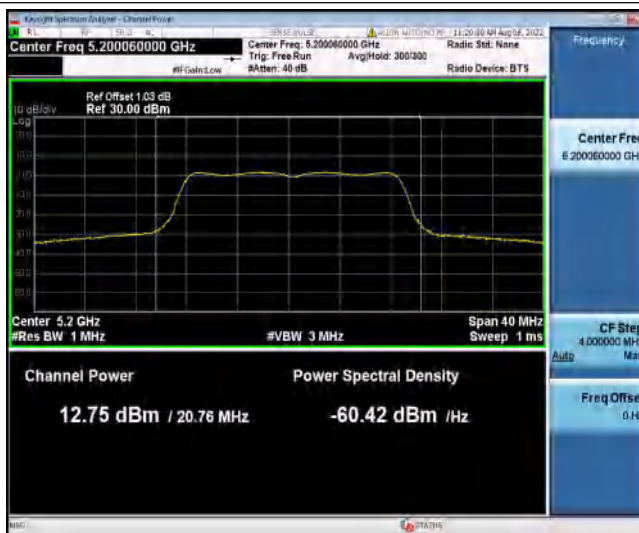
11A_Ant1_5180



11A_Ant2_5180



11A_Ant1_5200



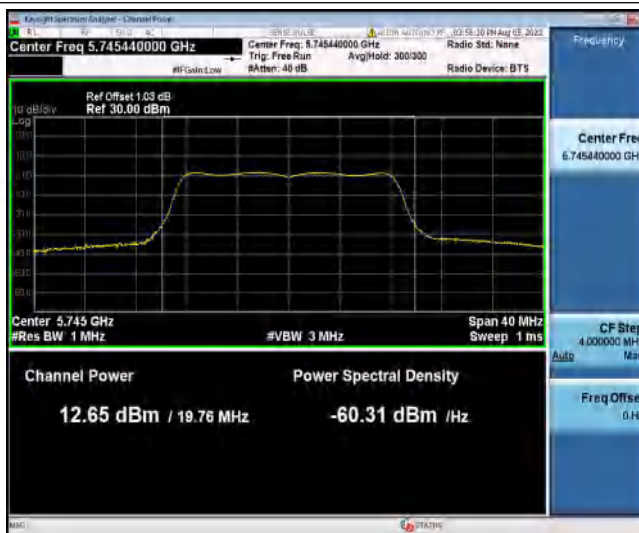
11A_Ant2_5200



11A_Ant1_5240



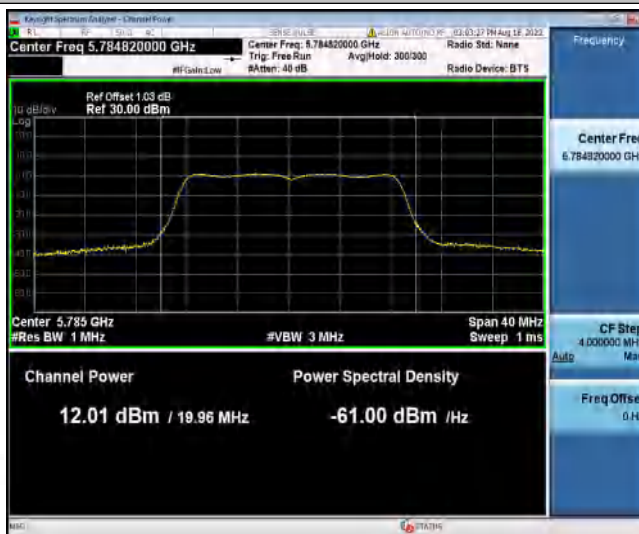
11A_Ant2_5240



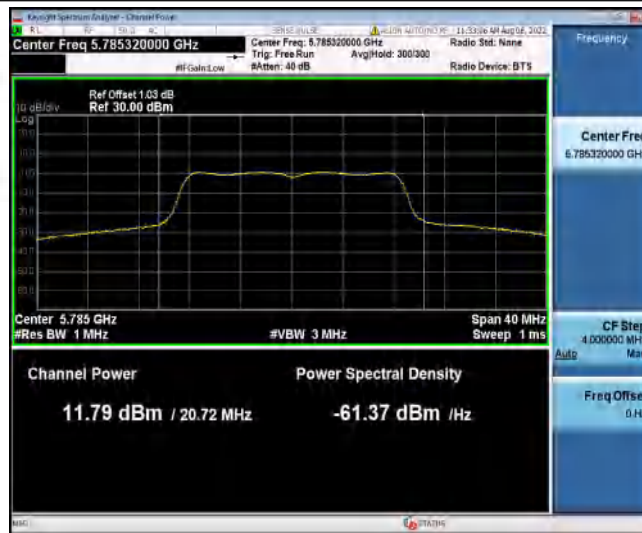
11A_Ant1_5745



11A_Ant2_5745



11A_Ant1_5785



11A_Ant2_5785



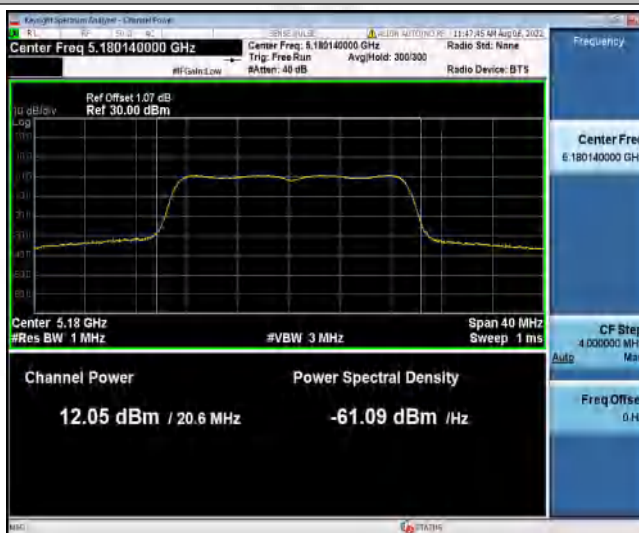
11A_Ant1_5825



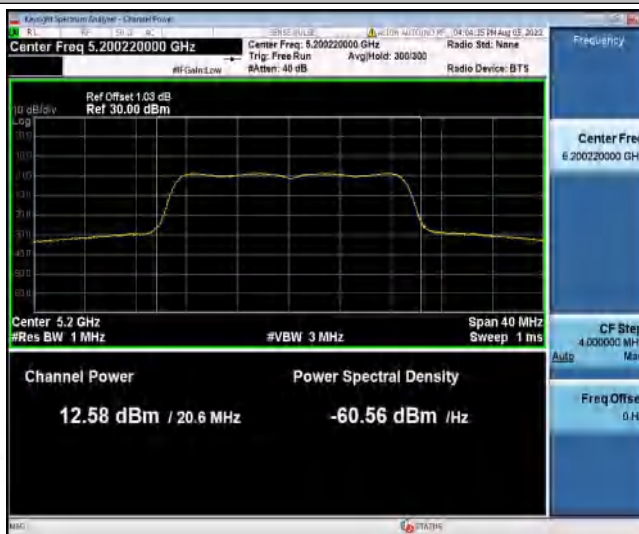
11A_Ant2_5825



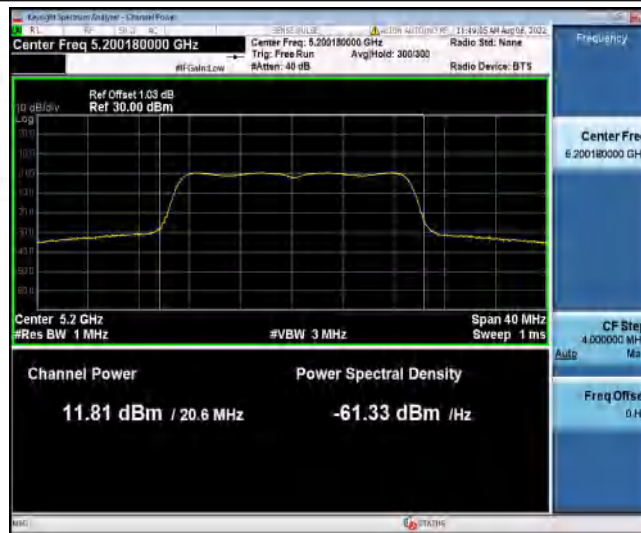
11N20SISO_Ant1_5180



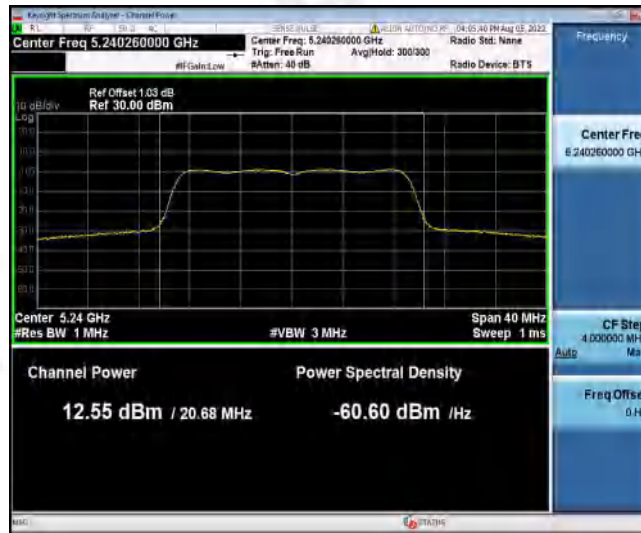
11N20SISO_Ant2_5180



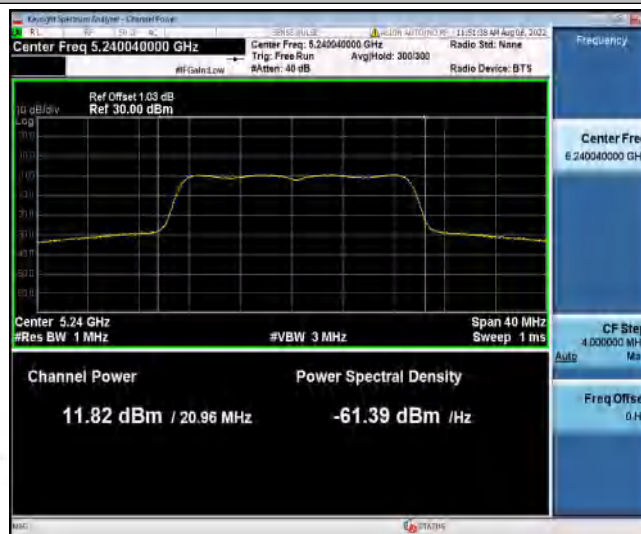
11N20SISO_Ant1_5200



11N20SISO_Ant2_5200



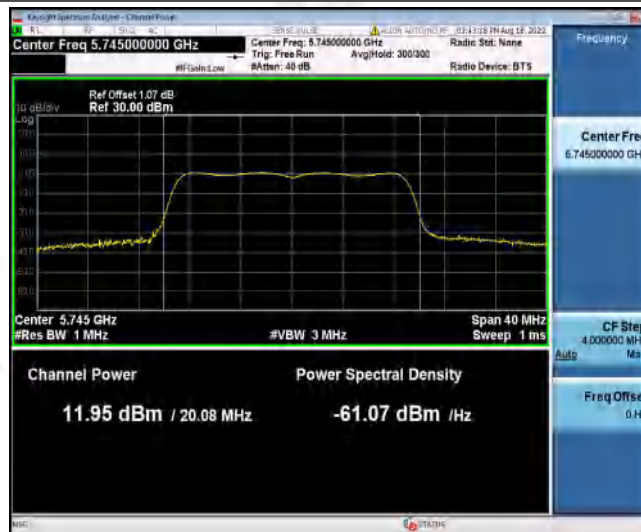
11N20SISO_Ant1_5240



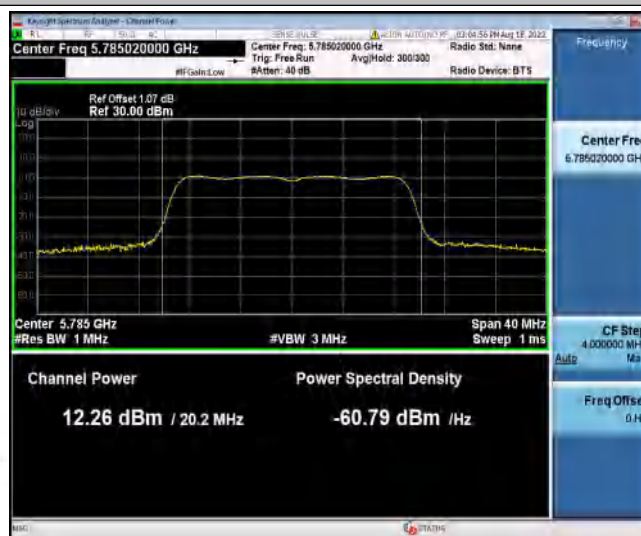
11N20SISO_Ant2_5240



11N20SISO_Ant1_5745



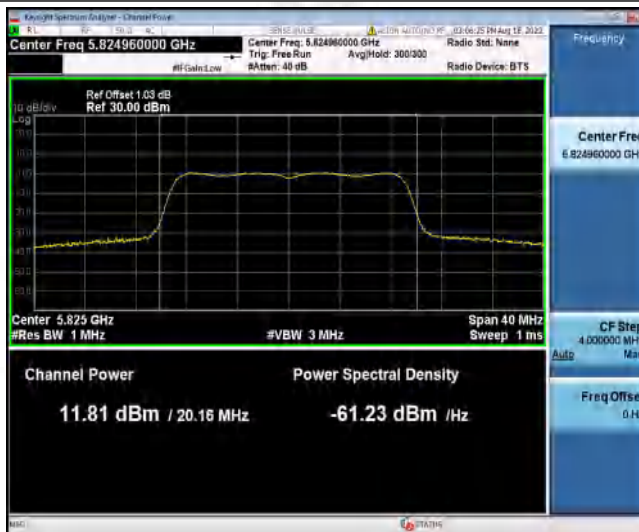
11N20SISO_Ant2_5745



11N20SISO_Ant1_5785



11N20SISO_Ant2_5785



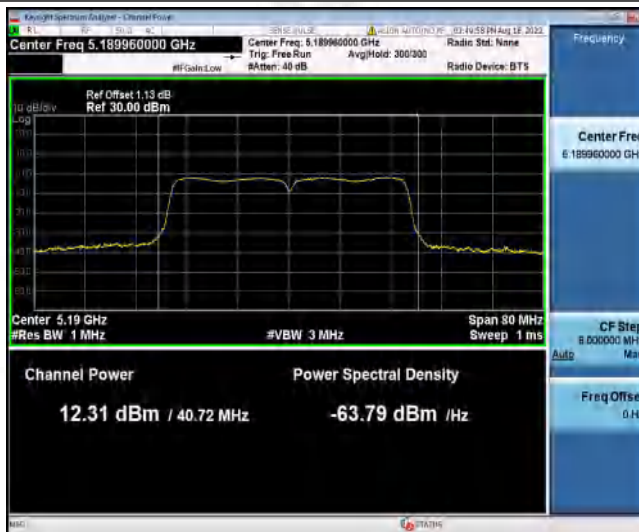
11N20SISO_Ant1_5825



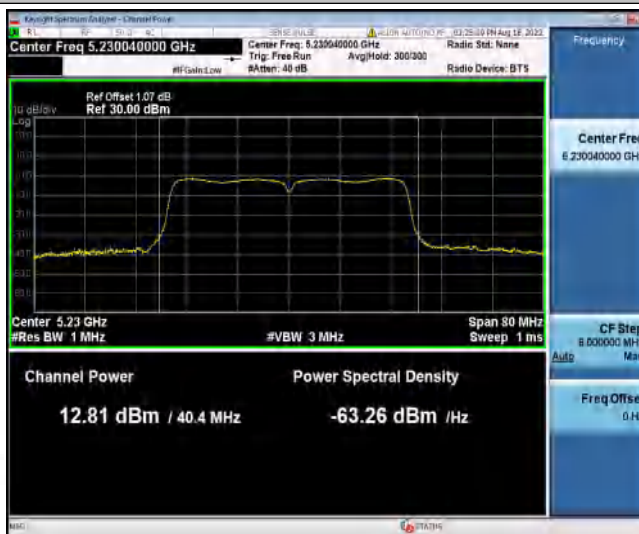
11N20SISO_Ant2_5825



11N40SISO_Ant1_5190



11N40SISO_Ant2_5190



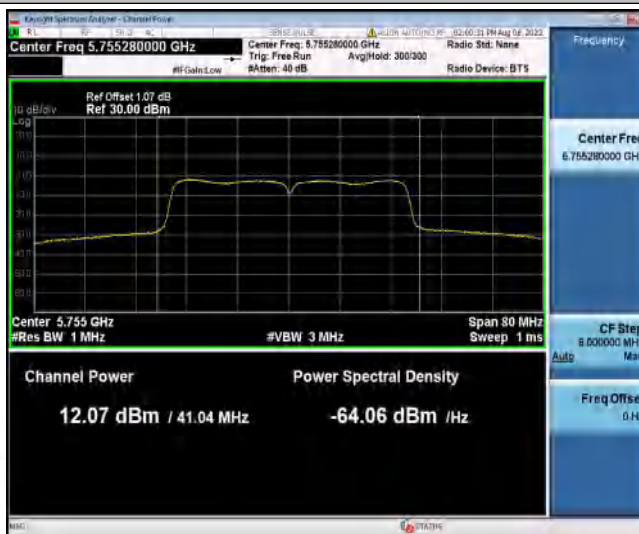
11N40SISO_Ant1_5230



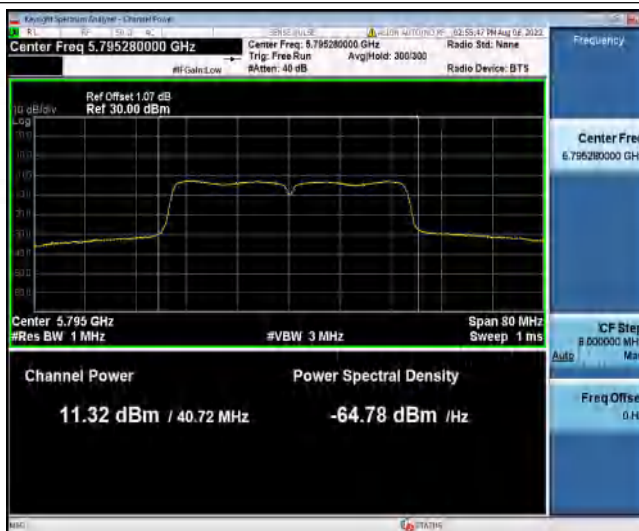
11N40SISO_Ant2_5230



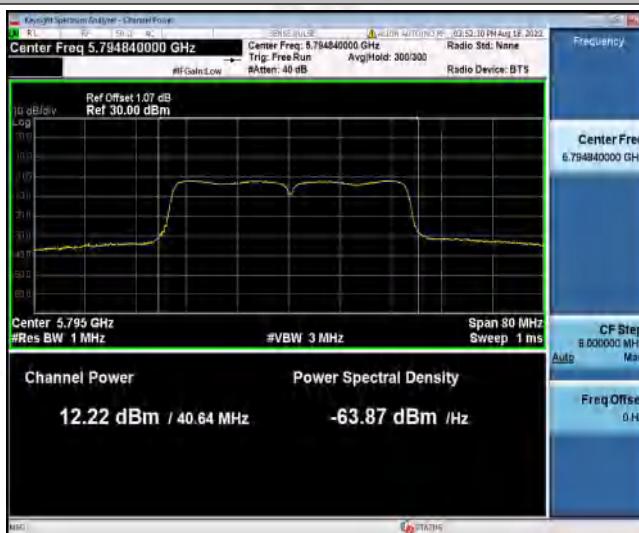
11N40SISO_Ant1_5755



11N40SISO_Ant2_5755



11N40SISO_Ant1_5795



11N40SISO_Ant2_5795



11AC20SISO_Ant1_5180



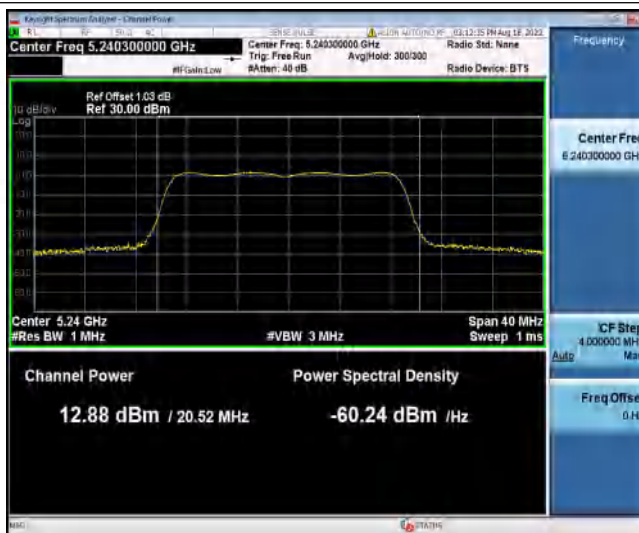
11AC20SISO_Ant2_5180



11AC20SISO_Ant1_5200



11AC20SISO_Ant2_5200



11AC20SISO_Ant1_5240



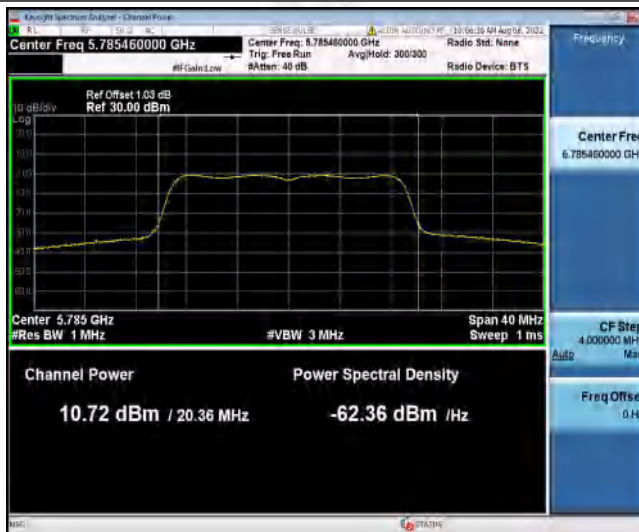
11AC20SISO_Ant2_5240



11AC20SISO_Ant1_5745



11AC20SISO_Ant2_5745



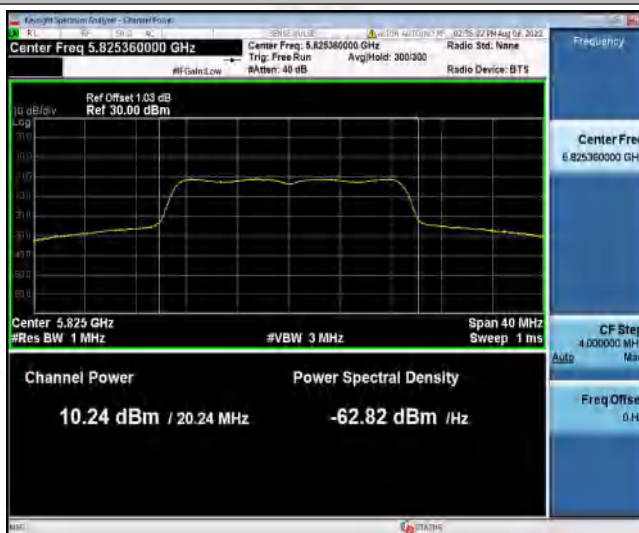
11AC20SISO_Ant1_5785



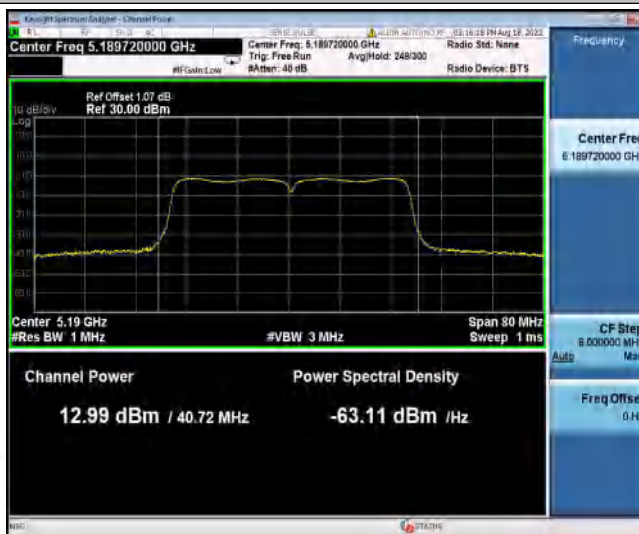
11AC20SISO_Ant2_5785



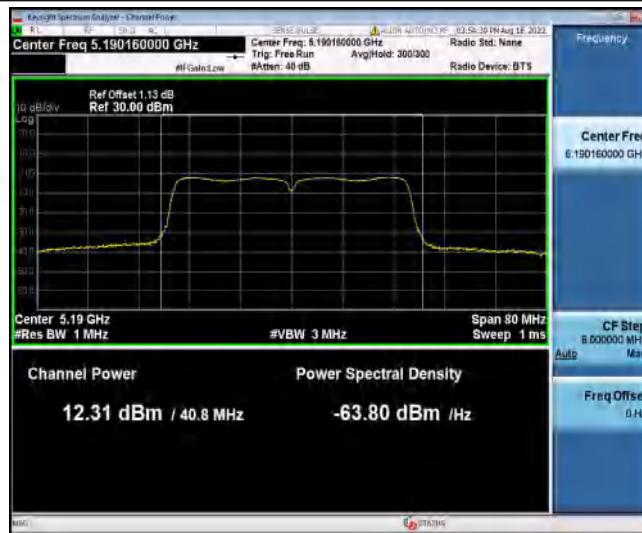
11AC20SISO_Ant1_5825



11AC20SISO_Ant2_5825



11AC40SISO_Ant1_5190



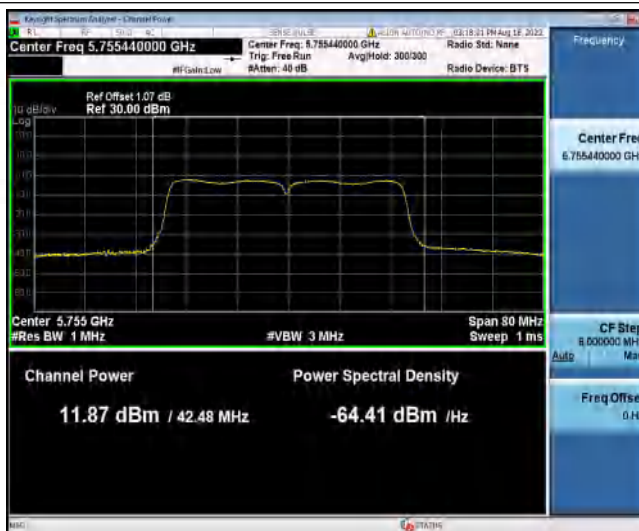
11AC40SISO_Ant2_5190



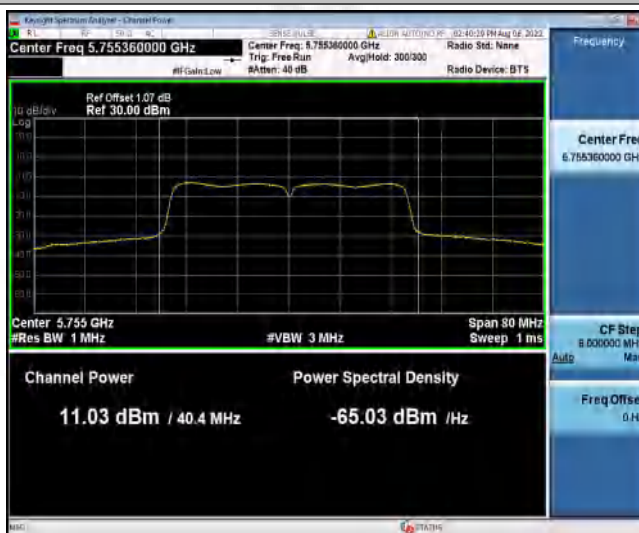
11AC40SISO_Ant1_5230



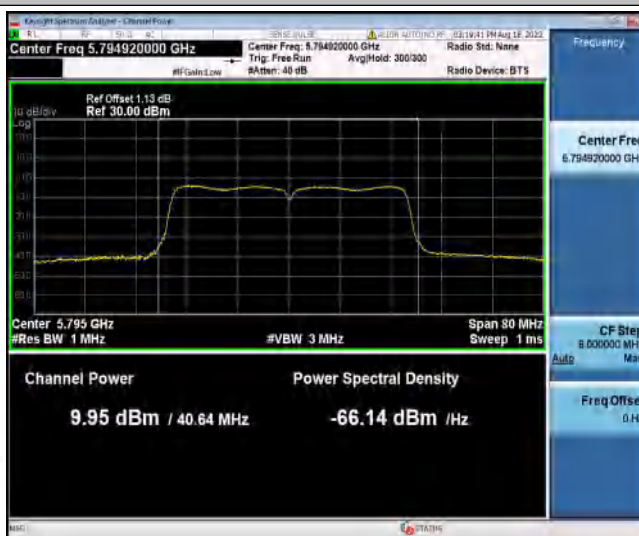
11AC40SISO_Ant2_5230



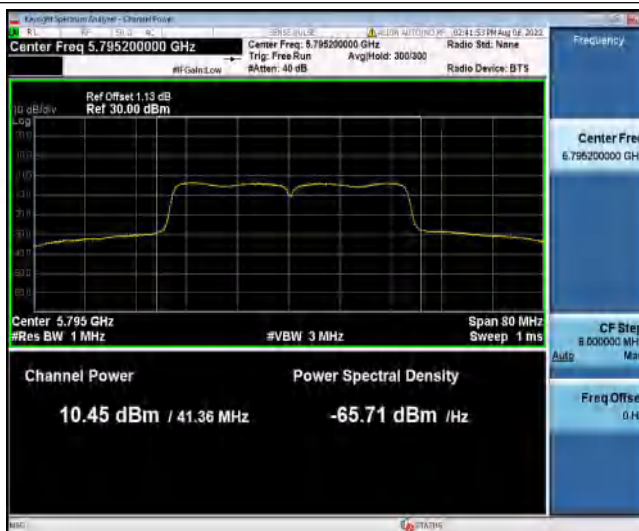
11AC40SISO_Ant1_5755



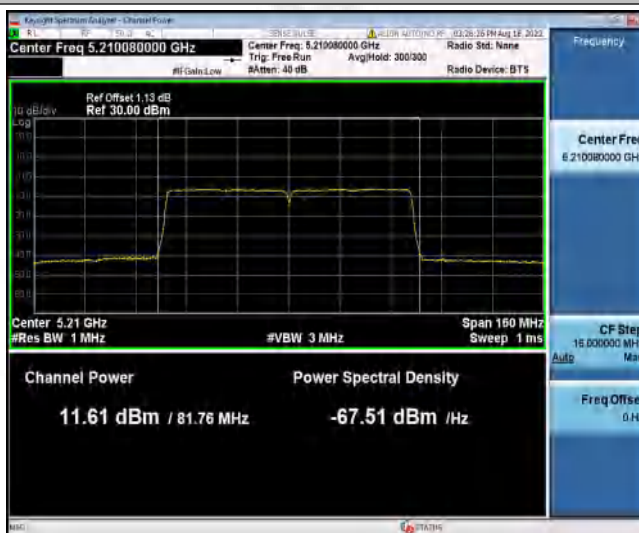
11AC40SISO_Ant2_5755



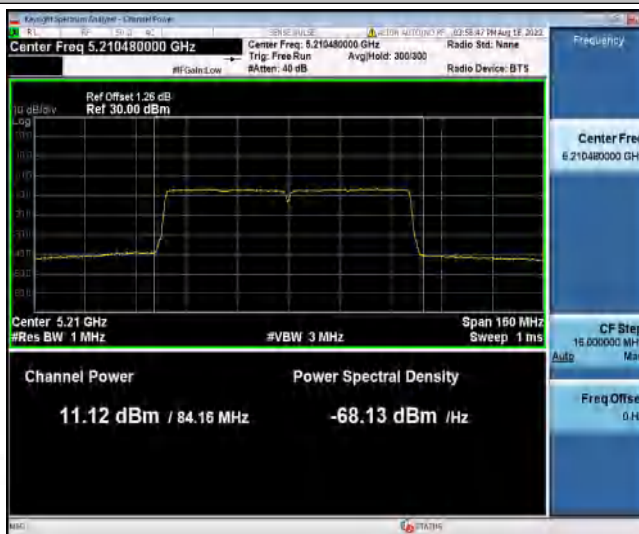
11AC40SISO_Ant1_5795



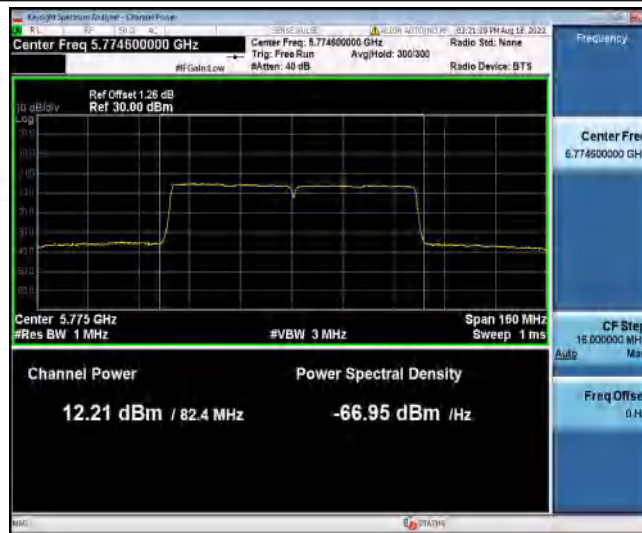
11AC40SISO_Ant2_5795



11AC80SISO_Ant1_5210



11AC80SISO_Ant2_5210



11AC80SISO_Ant1_5775



11AC80SISO_Ant2_5775

Appendix D: Maximum power spectral density

Test Result

TestMode	Antenna	Channel	Result [dBm/MHz]	Limit[dBm/MHz]	Verdict
11A	Ant1	5180	2.32	≤11	PASS
	Ant2	5180	2.45	≤11	PASS
	Ant1	5200	1.98	≤11	PASS
	Ant2	5200	1.89	≤11	PASS
	Ant1	5240	1.9	≤11	PASS
	Ant2	5240	1.68	≤11	PASS
	Ant1	5745	-0.91	≤30	PASS
	Ant2	5745	-1.42	≤30	PASS
	Ant1	5785	-1.88	≤30	PASS
	Ant2	5785	-1.84	≤30	PASS
	Ant1	5825	-2.51	≤30	PASS
	Ant2	5825	-1.93	≤30	PASS
11N20SISO	Ant1	5180	1.73	≤11	PASS
	Ant2	5180	1.03	≤11	PASS
	Ant1	5200	1.33	≤11	PASS
	Ant2	5200	0.71	≤11	PASS
	Ant1	5240	1.55	≤11	PASS
	Ant2	5240	0.63	≤11	PASS
	Ant1	5745	-1.26	≤30	PASS
	Ant2	5745	-1.28	≤30	PASS
	Ant1	5785	-2.01	≤30	PASS
	Ant2	5785	-2	≤30	PASS
	Ant1	5825	-2.49	≤30	PASS
	Ant2	5825	-2.08	≤30	PASS
11N40SISO	Ant1	5190	-0.99	≤11	PASS
	Ant2	5190	0.22	≤11	PASS
	Ant1	5230	-1.16	≤11	PASS
	Ant2	5230	0.7	≤11	PASS
	Ant1	5755	-4.55	≤30	PASS
	Ant2	5755	-4.7	≤30	PASS
	Ant1	5795	-5.24	≤30	PASS
	Ant2	5795	-4.97	≤30	PASS
11AC20SISO	Ant1	5180	1.51	≤11	PASS
	Ant2	5180	1.62	≤11	PASS
	Ant1	5200	1.4	≤11	PASS
	Ant2	5200	2	≤11	PASS
	Ant1	5240	1.16	≤11	PASS
	Ant2	5240	2.06	≤11	PASS

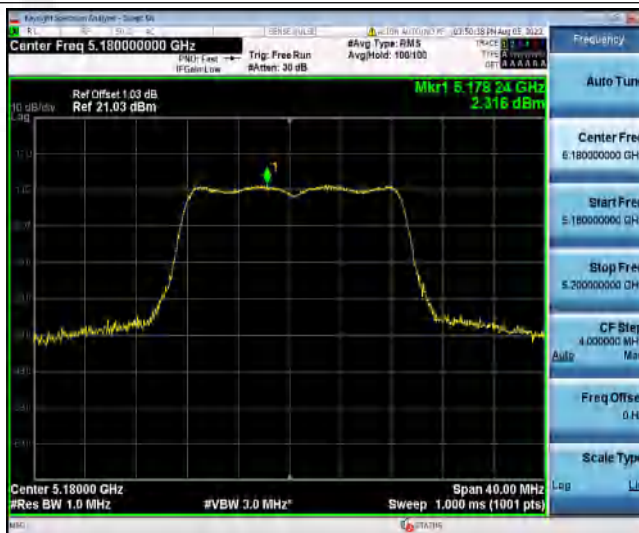
	Ant1	5745	-2.35	≤30	PASS
	Ant2	5745	-2.52	≤30	PASS
	Ant1	5785	-3.15	≤30	PASS
	Ant2	5785	-3.14	≤30	PASS
	Ant1	5825	-3.68	≤30	PASS
	Ant2	5825	-3.39	≤30	PASS
11AC40SISO	Ant1	5190	-1.21	≤11	PASS
	Ant2	5190	-1.29	≤11	PASS
	Ant1	5230	-1.57	≤11	PASS
	Ant2	5230	-0.62	≤11	PASS
	Ant1	5755	-5.19	≤30	PASS
	Ant2	5755	-5.28	≤30	PASS
	Ant1	5795	-5.95	≤30	PASS
	Ant2	5795	-6.25	≤30	PASS
11AC80SISO	Ant1	5210	-4.21	≤11	PASS
	Ant2	5210	-4.2	≤11	PASS
	Ant1	5775	-7.9	≤30	PASS
	Ant2	5775	-8.62	≤30	PASS

Note: 1. The Duty Cycle Factor was compensated in the spectrum analyzer Ref offset.

2. Spectrum analyzer Ref offset=Cable Loss(1dB) + Duty Cycle Factor.

3. Duty Cycle Factor=10Log(1/X), where X is the Duty Cycle.

Test Graphs



11A_Ant1_5180



11A_Ant2_5180



11A_Ant1_5200



11A_Ant2_5200



11A_Ant1_5240



11A_Ant2_5240



11A_Ant1_5745



11A_Ant2_5745



11A_Ant1_5785



11A_Ant2_5785



11A_Ant1_5825



11A_Ant2_5825



11N20SISO_Ant1_5180



11N20SISO_Ant2_5180



11N20SISO_Ant1_5200



11N20SISO_Ant2_5200



11N20SISO_Ant1_5240



11N20SISO_Ant2_5240



11N20SISO_Ant1_5745



11N20SISO_Ant2_5745



11N20SISO_Ant1_5785



11N20SISO_Ant2_5785



11N20SISO_Ant1_5825



11N20SISO_Ant2_5825



11N40SISO_Ant1_5190



11N40SISO_Ant2_5190



11N40SISO_Ant1_5230



11N40SISO_Ant2_5230



11N40SISO_Ant1_5755



11N40SISO_Ant2_5755



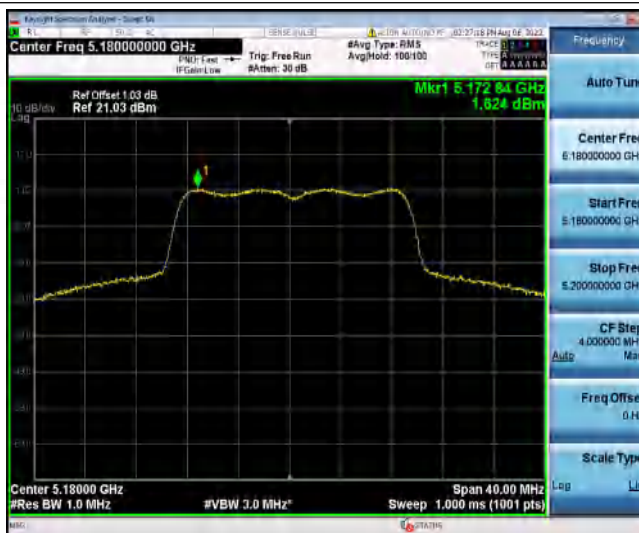
11N40SISO_Ant1_5795



11N40SISO_Ant2_5795



11AC20SISO_Ant1_5180



11AC20SISO_Ant2_5180



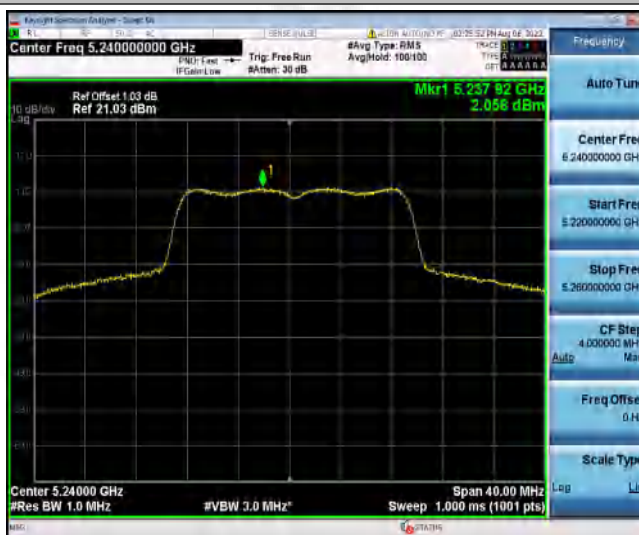
11AC20SISO_Ant1_5200



11AC20SISO_Ant2_5200



11AC20SISO_Ant1_5240



11AC20SISO_Ant2_5240



11AC20SISO_Ant1_5745



11AC20SISO_Ant2_5745



11AC20SISO_Ant1_5785



11AC20SISO_Ant2_5785



11AC20SISO_Ant1_5825



11AC20SISO_Ant2_5825



11AC40SISO_Ant1_5190



11AC40SISO_Ant2_5190



11AC40SISO_Ant1_5230



11AC40SISO_Ant2_5230



11AC40SISO_Ant1_5755



11AC40SISO_Ant2_5755



11AC40SISO_Ant1_5795



11AC40SISO_Ant2_5795



11AC80SISO_Ant1_5210



11AC80SISO_Ant2_5210



11AC80SISO_Ant1_5775



11AC80SISO_Ant2_5775

Appendix E: Frequency Stability

Test Result

Voltage								
TestMode	Antenna	Channel	Voltage [Vdc]	Temperature (°C)	Deviation (Hz)	Deviation (ppm)	Limit (ppm)	Verdict
11A	Ant1	5180	NV	NT	-40800	-7.876448	20	PASS
			LV	NT	-40800	-7.876448	20	PASS
			HV	NT	-40800	-7.876448	20	PASS
	Ant2	5180	NV	NT	-39900	-7.702703	20	PASS
			LV	NT	-39600	-7.644788	20	PASS
			HV	NT	-39600	-7.644788	20	PASS
	Ant1	5745	NV	NT	-43200	-7.519582	20	PASS
			LV	NT	-42600	-7.415144	20	PASS
			HV	NT	-42000	-7.310705	20	PASS
	Ant2	5745	NV	NT	-45600	-7.937337	20	PASS
			LV	NT	-42600	-7.415144	20	PASS
			HV	NT	-41100	-7.154047	20	PASS
Ant1	5825	NV	NT	74000	12.703863	20	PASS	
		LV	NT	96000	16.480687	20	PASS	
		HV	NT	-109000	-18.712446	20	PASS	

Temperature								
TestMode	Antenna	Channel	Voltage [Vdc]	Temperature (°C)	Deviation (Hz)	Deviation (ppm)	Limit (ppm)	Verdict
11A	Ant1	5180	NV	-30	-40800	-7.876448	20	PASS
			NV	-20	-40800	-7.876448	20	PASS
			NV	-10	-40800	-7.876448	20	PASS
			NV	0	-40800	-7.876448	20	PASS
			NV	10	-40800	-7.876448	20	PASS
			NV	20	-40800	-7.876448	20	PASS
			NV	30	-40800	-7.876448	20	PASS
			NV	40	-40800	-7.876448	20	PASS
	Ant2	5180	NV	-30	-39600	-7.644788	20	PASS
			NV	-20	-39300	-7.586873	20	PASS
			NV	-10	-39300	-7.586873	20	PASS
			NV	0	-39300	-7.586873	20	PASS
			NV	10	-39300	-7.586873	20	PASS
			NV	20	-39300	-7.586873	20	PASS
			NV	30	-39300	-7.586873	20	PASS

			NV	40	-39300	-7.586873	20	PASS
			NV	50	-39600	-7.644788	20	PASS
	Ant1	5745	NV	-30	-41400	-7.206266	20	PASS
			NV	-20	-41100	-7.154047	20	PASS
			NV	-10	-40500	-7.049608	20	PASS
			NV	0	-39900	-6.94517	20	PASS
			NV	10	-39300	-6.840731	20	PASS
			NV	20	-39000	-6.788512	20	PASS
			NV	30	-39000	-6.788512	20	PASS
			NV	40	-38700	-6.736292	20	PASS
			NV	50	-38400	-6.684073	20	PASS
			Ant2	5745	NV	-30	-40500	-7.049608
	NV	-20			-39900	-6.94517	20	PASS
	NV	-10			-39000	-6.788512	20	PASS
	NV	0			-38700	-6.736292	20	PASS
	NV	10			-38100	-6.631854	20	PASS
	NV	20			-37500	-6.527415	20	PASS
	NV	30			-37500	-6.527415	20	PASS
	NV	40			-36600	-6.370757	20	PASS
	NV	50	-35700	-6.214099	20	PASS		

Appendix F: Duty Cycle

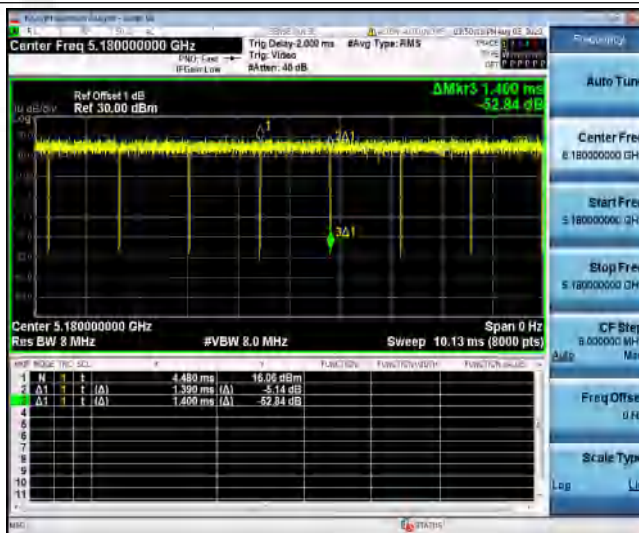
Test Result

TestMode	Antenna	Channel	Transmission Duration [ms]	Transmission Period [ms]	Duty Cycle [%]	Duty Cycle Factor (dB)	Verdict
11A	Ant1	5180	1.39	1.40	99.29	0.03	PASS
	Ant2	5180	1.39	1.40	99.29	0.03	PASS
	Ant1	5200	1.39	1.40	99.29	0.03	PASS
	Ant2	5200	1.39	1.40	99.29	0.03	PASS
	Ant1	5240	1.39	1.41	98.58	0.06	PASS
	Ant2	5240	1.39	1.40	99.29	0.03	PASS
	Ant1	5745	1.39	1.40	99.29	0.03	PASS
	Ant2	5745	1.40	1.41	99.29	0.03	PASS
	Ant1	5785	1.39	1.40	99.29	0.03	PASS
	Ant2	5785	1.40	1.41	99.29	0.03	PASS
	Ant1	5825	1.39	1.40	99.29	0.03	PASS
	Ant2	5825	1.39	1.40	99.29	0.03	PASS
11N20SISO	Ant1	5180	1.29	1.31	98.47	0.07	PASS
	Ant2	5180	1.30	1.32	98.48	0.07	PASS
	Ant1	5200	1.30	1.31	99.24	0.03	PASS
	Ant2	5200	1.30	1.31	99.24	0.03	PASS
	Ant1	5240	1.30	1.31	99.24	0.03	PASS
	Ant2	5240	1.30	1.31	99.24	0.03	PASS
	Ant1	5745	1.30	1.31	99.24	0.03	PASS
	Ant2	5745	1.30	1.32	98.48	0.07	PASS
	Ant1	5785	1.30	1.32	98.48	0.07	PASS
	Ant2	5785	1.30	1.31	99.24	0.03	PASS
	Ant1	5825	1.30	1.31	99.24	0.03	PASS
	Ant2	5825	1.30	1.32	98.48	0.07	PASS
11N40SISO	Ant1	5190	0.65	0.66	98.48	0.07	PASS
	Ant2	5190	0.64	0.66	96.97	0.13	PASS
	Ant1	5230	0.65	0.66	98.48	0.07	PASS
	Ant2	5230	0.65	0.66	98.48	0.07	PASS
	Ant1	5755	0.64	0.66	96.97	0.13	PASS
	Ant2	5755	0.65	0.66	98.48	0.07	PASS
	Ant1	5795	0.65	0.66	98.48	0.07	PASS
	Ant2	5795	0.65	0.66	98.48	0.07	PASS
11AC20SISO	Ant1	5180	1.31	1.32	99.24	0.03	PASS
	Ant2	5180	1.31	1.32	99.24	0.03	PASS
	Ant1	5200	1.31	1.33	98.50	0.07	PASS
	Ant2	5200	1.32	1.33	99.25	0.03	PASS
	Ant1	5240	1.31	1.32	99.24	0.03	PASS

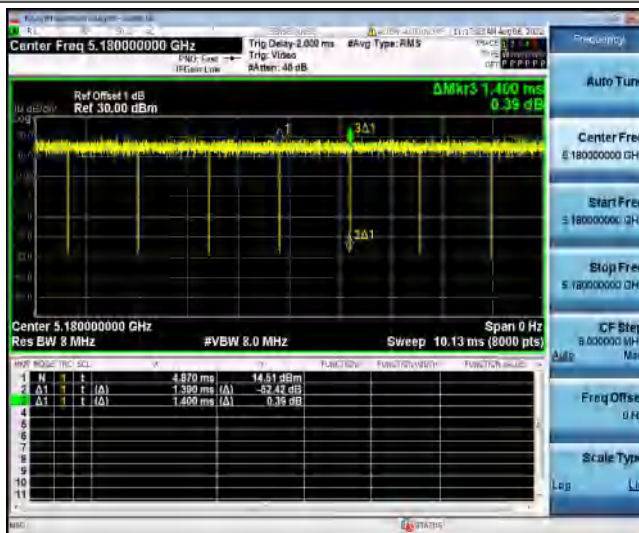
	Ant2	5240	1.32	1.33	99.25	0.03	PASS
	Ant1	5745	1.31	1.32	99.24	0.03	PASS
	Ant2	5745	1.31	1.33	98.50	0.07	PASS
	Ant1	5785	1.31	1.32	99.24	0.03	PASS
	Ant2	5785	1.31	1.32	99.24	0.03	PASS
	Ant1	5825	1.31	1.32	99.24	0.03	PASS
	Ant2	5825	1.31	1.32	99.24	0.03	PASS
11AC40SISO	Ant1	5190	0.65	0.66	98.48	0.07	PASS
	Ant2	5190	0.65	0.67	97.01	0.13	PASS
	Ant1	5230	0.66	0.67	98.51	0.07	PASS
	Ant2	5230	0.65	0.66	98.48	0.07	PASS
	Ant1	5755	0.65	0.66	98.48	0.07	PASS
	Ant2	5755	0.65	0.66	98.48	0.07	PASS
	Ant1	5795	0.65	0.67	97.01	0.13	PASS
Ant2	5795	0.65	0.67	97.01	0.13	PASS	
11AC80SISO	Ant1	5210	0.32	0.33	96.97	0.13	PASS
	Ant2	5210	0.32	0.34	94.12	0.26	PASS
	Ant1	5775	0.32	0.34	94.12	0.26	PASS
	Ant2	5775	0.33	0.34	97.06	0.13	PASS

Note: Duty Cycle Factor=10*log(1/Duty Cycle)

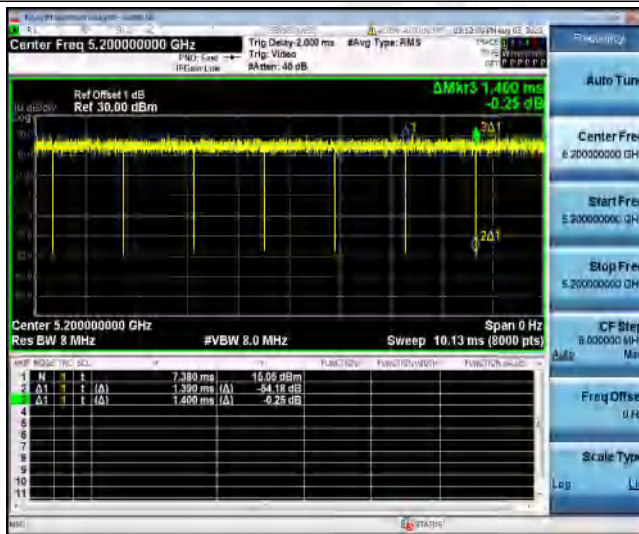
Test Graphs



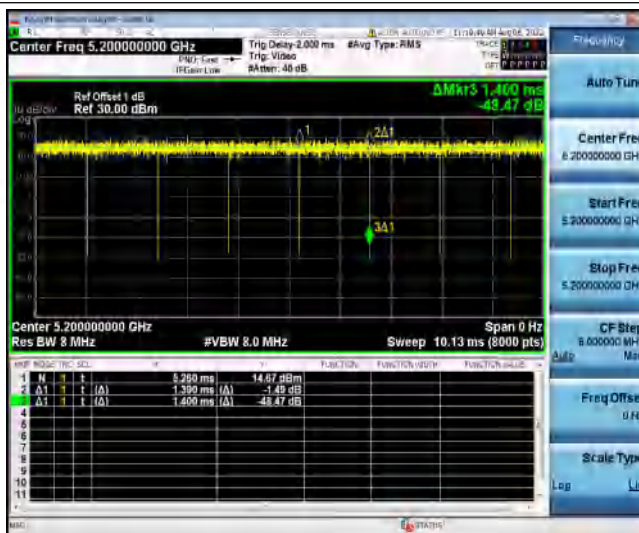
11A_Ant1_5180



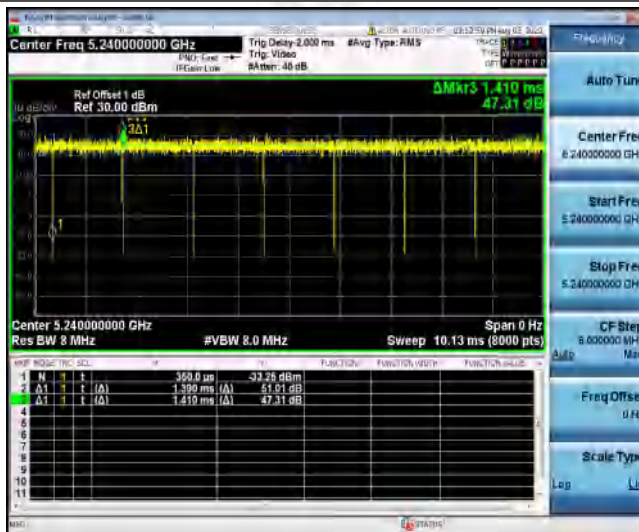
11A_Ant2_5180



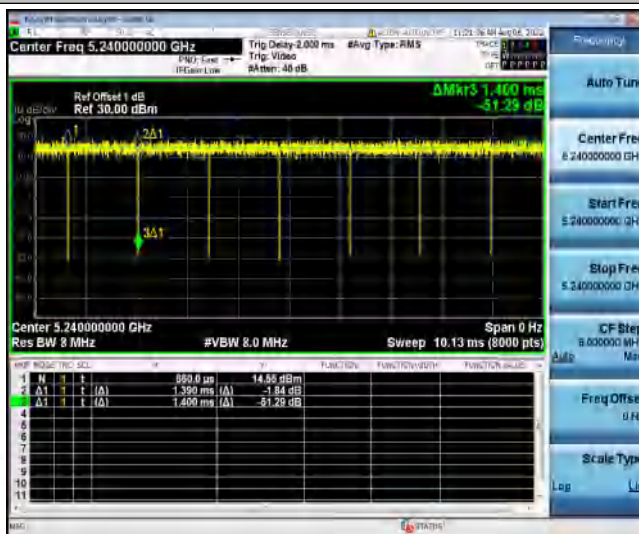
11A_Ant1_5200



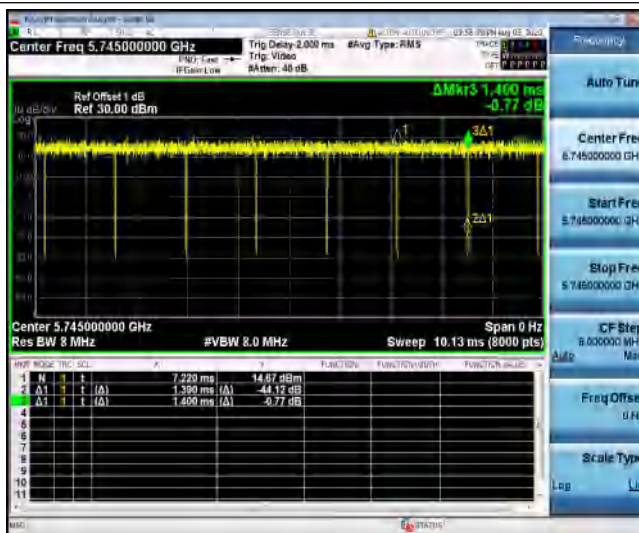
11A_Ant2_5200



11A_Ant1_5240



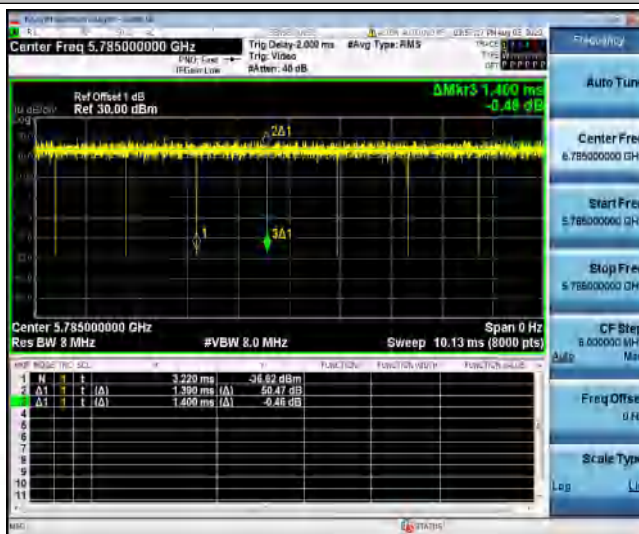
11A_Ant2_5240



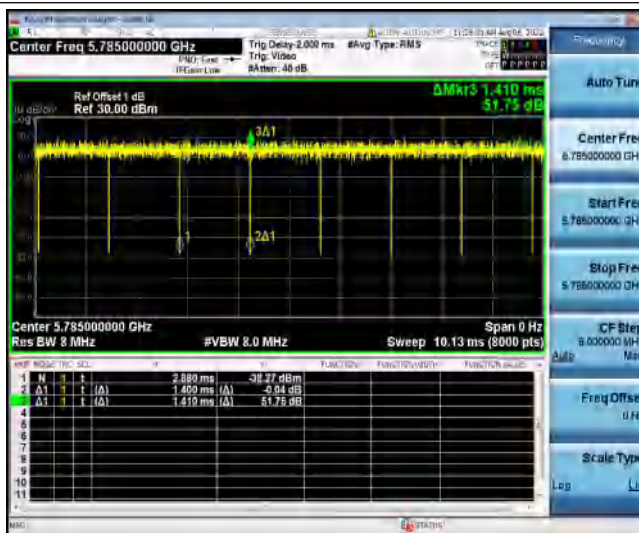
11A_Ant1_5745



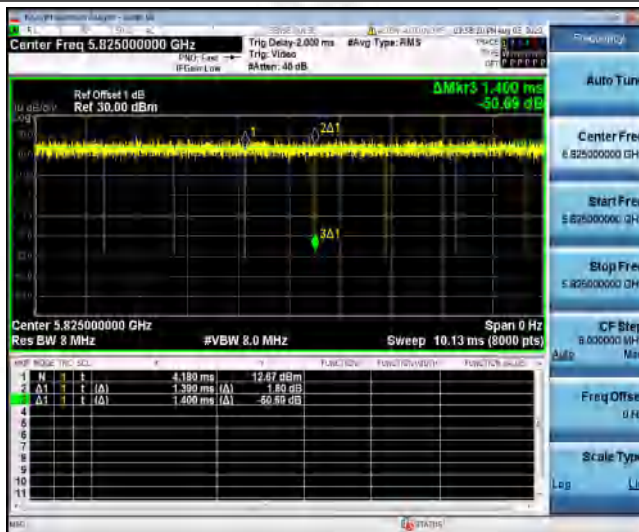
11A_Ant2_5745



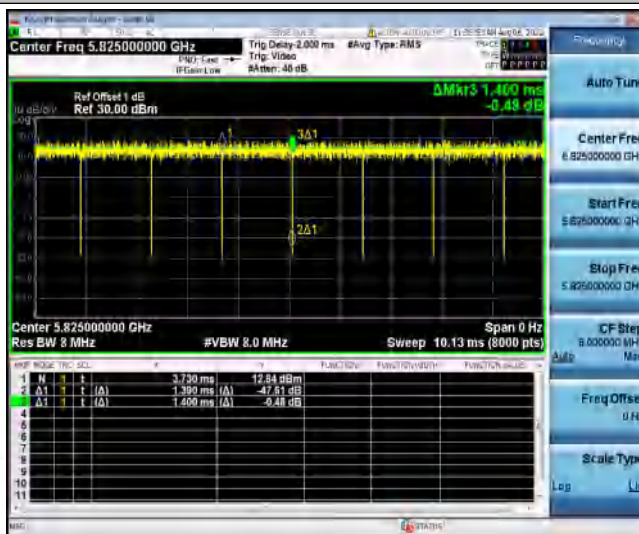
11A_Ant1_5785



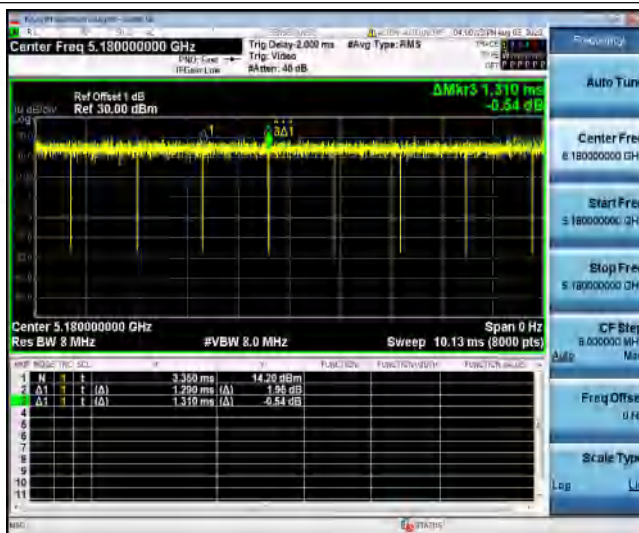
11A_Ant2_5785



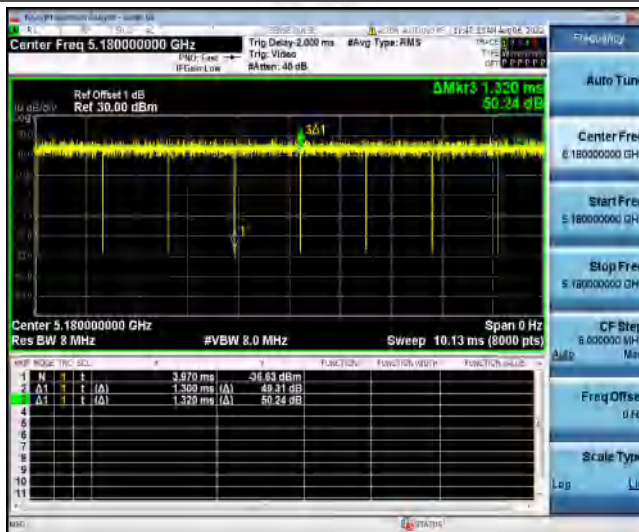
11A_Ant1_5825



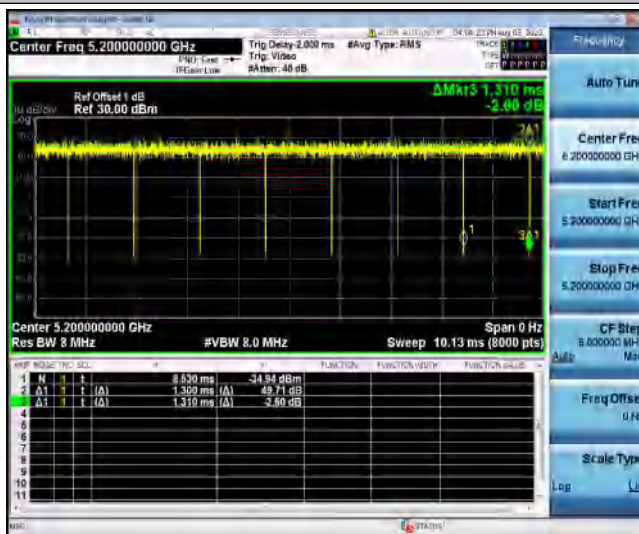
11A_Ant2_5825



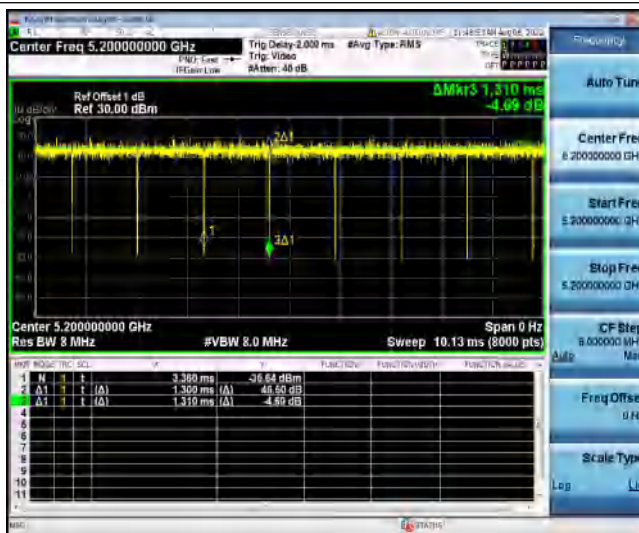
11N20SISO_Ant1_5180



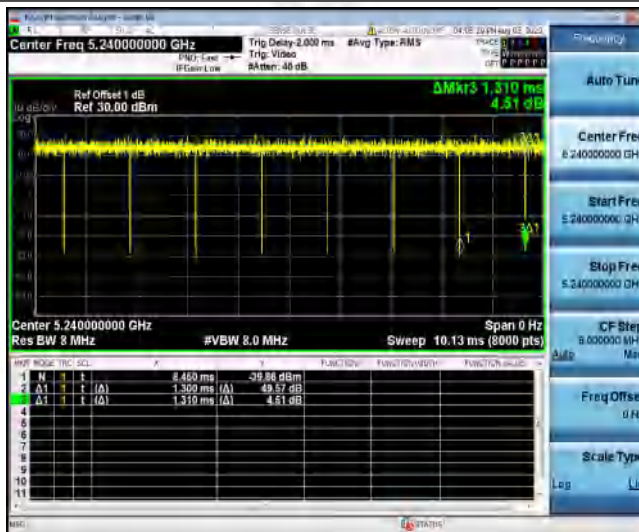
11N20SISO_Ant2_5180



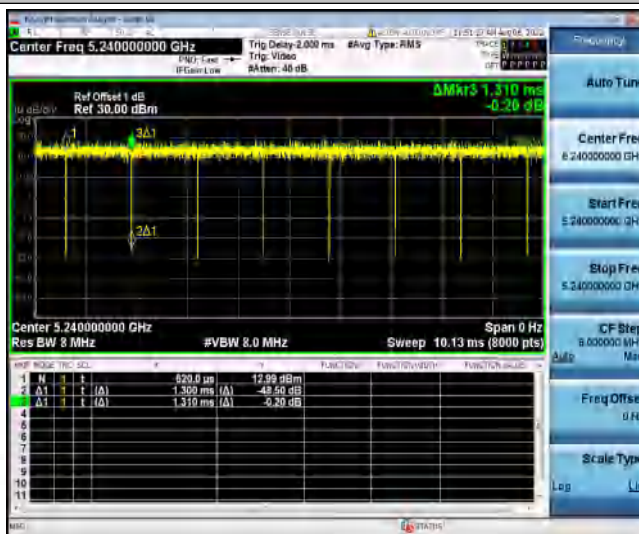
11N20SISO_Ant1_5200



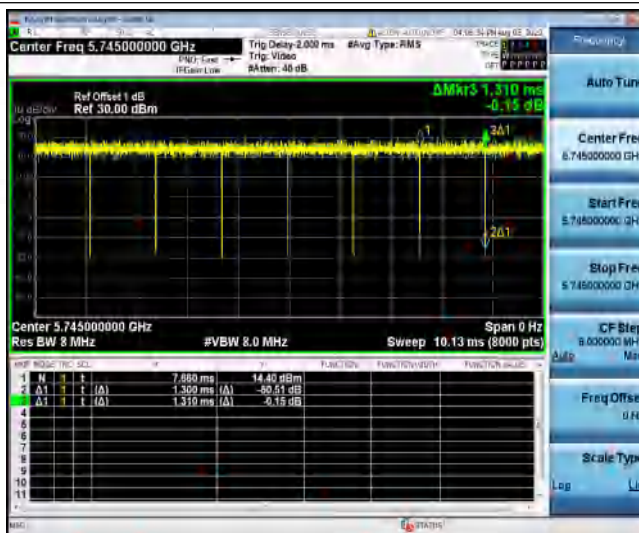
11N20SISO_Ant2_5200



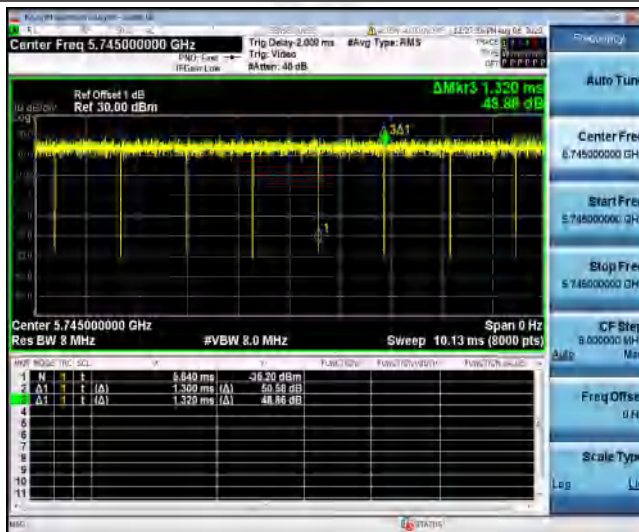
11N20SISO_Ant1_5240



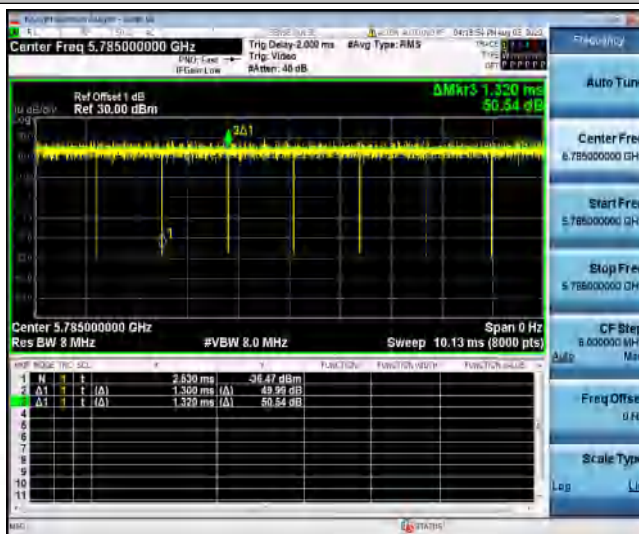
11N20SISO_Ant2_5240



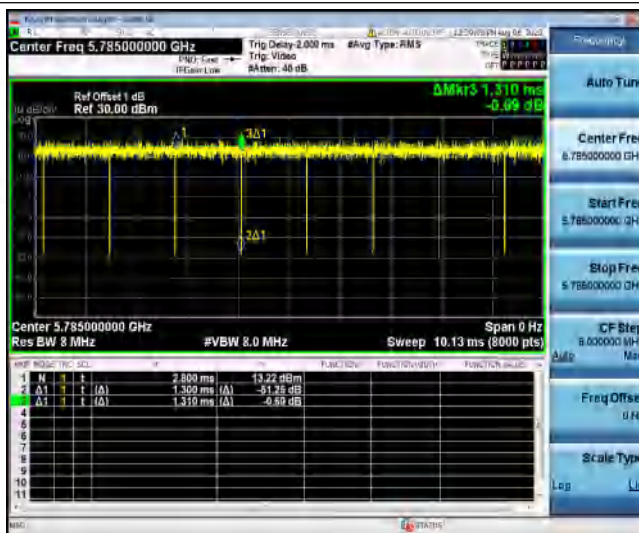
11N20SISO_Ant1_5745



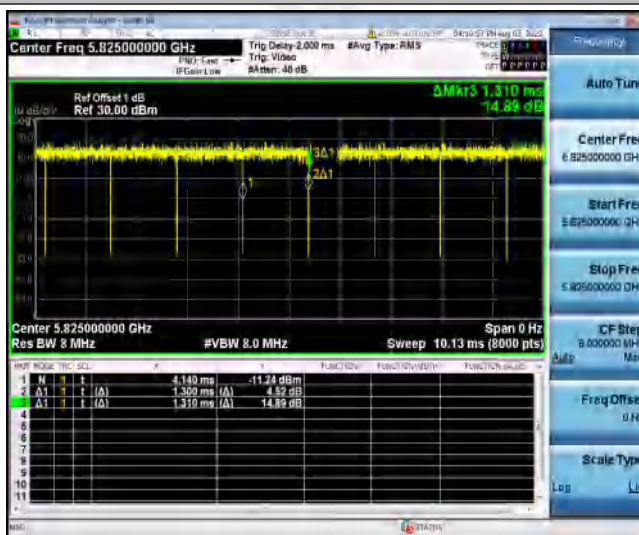
11N20SISO_Ant2_5745



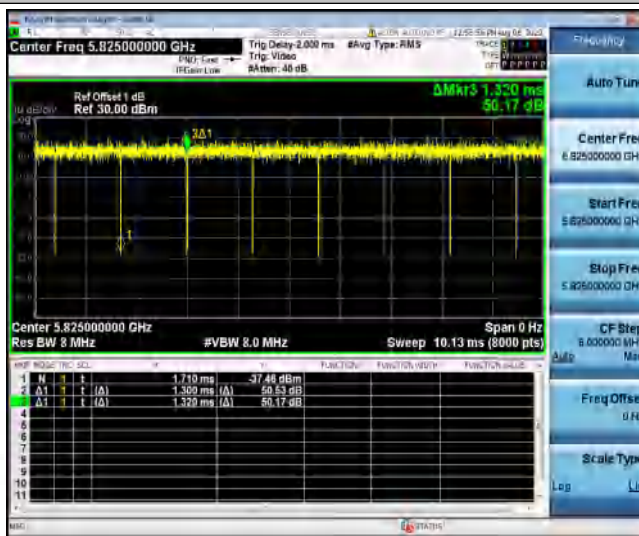
11N20SISO_Ant1_5785



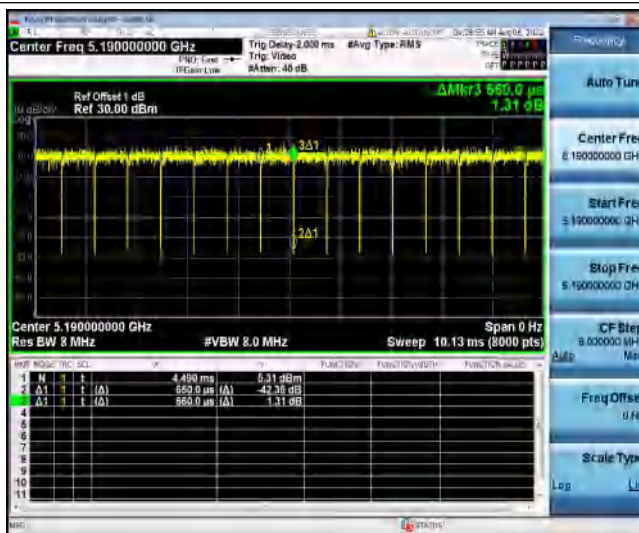
11N20SISO_Ant2_5785



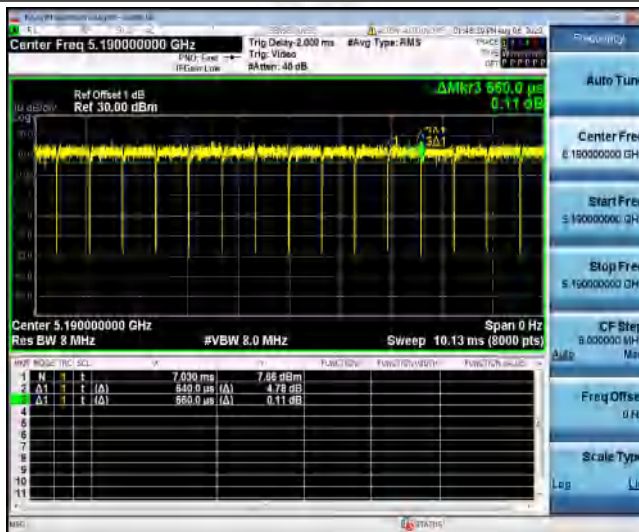
11N20SISO_Ant1_5825



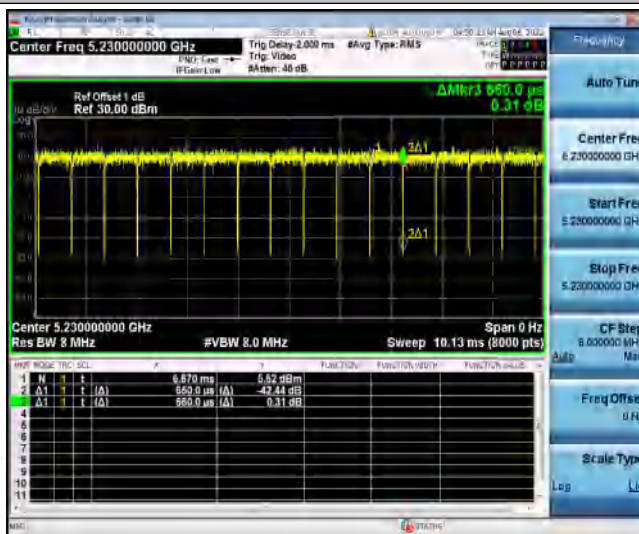
11N20SISO_Ant2_5825



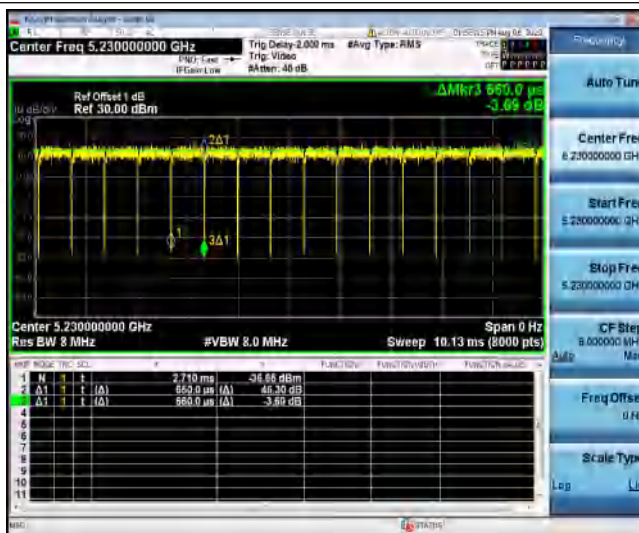
11N40SISO_Ant1_5190



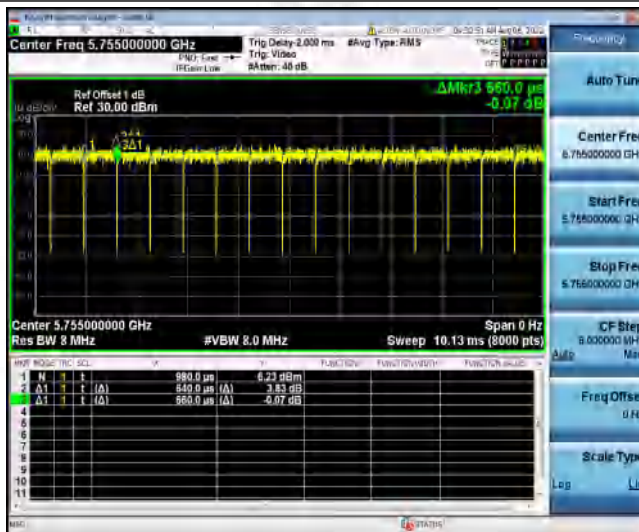
11N40SISO_Ant2_5190



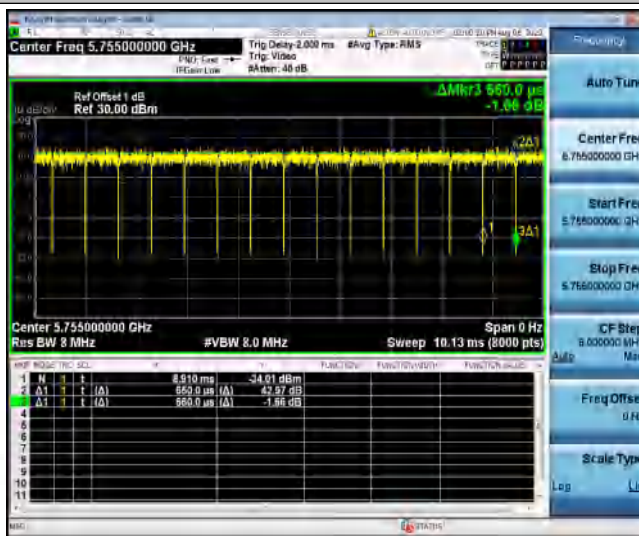
11N40SISO_Ant1_5230



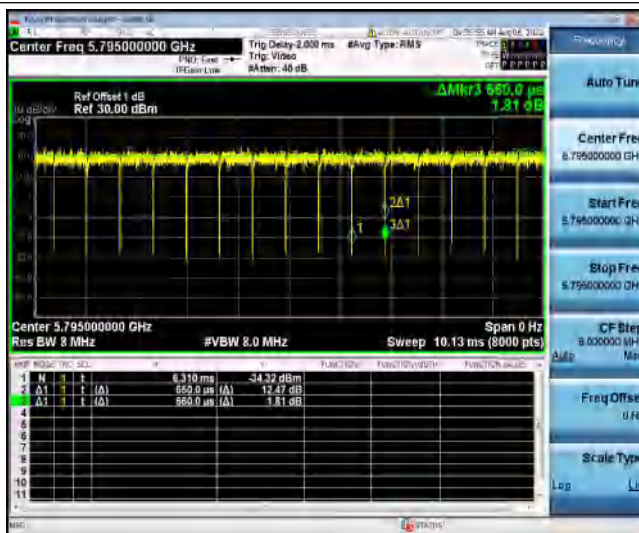
11N40SISO_Ant2_5230



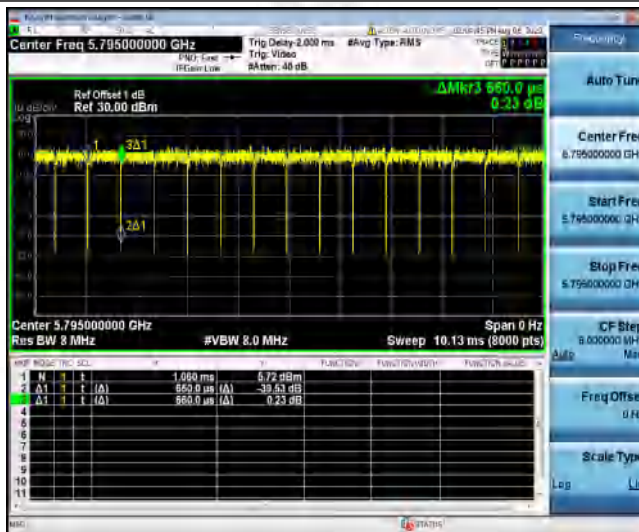
11N40SISO_Ant1_5755



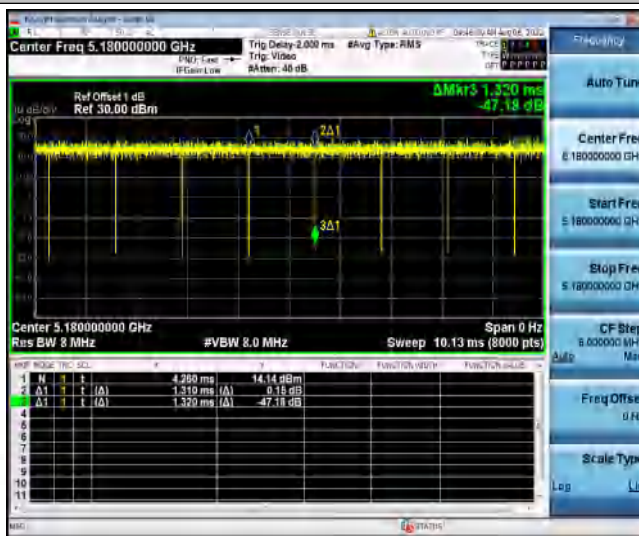
11N40SISO_Ant2_5755



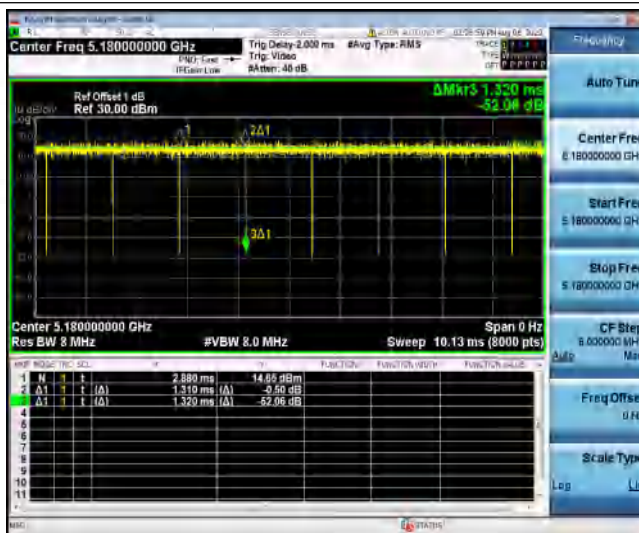
11N40SISO_Ant1_5795



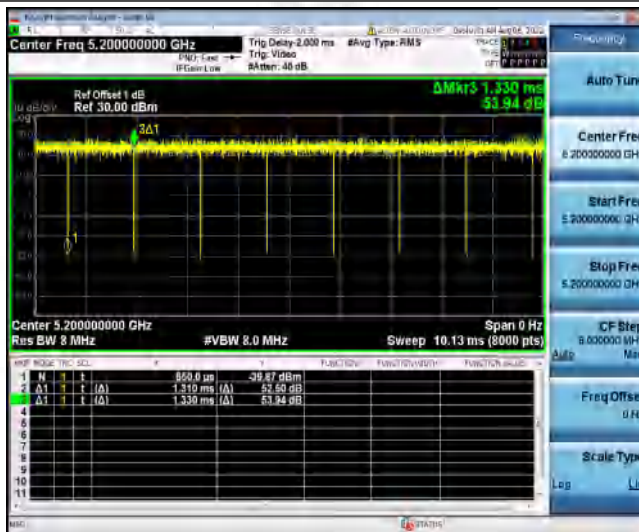
11N40SISO_Ant2_5795



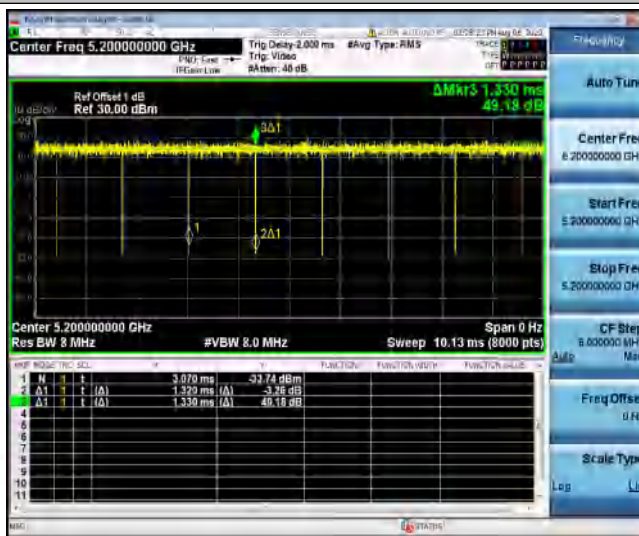
11AC20SISO_Ant1_5180



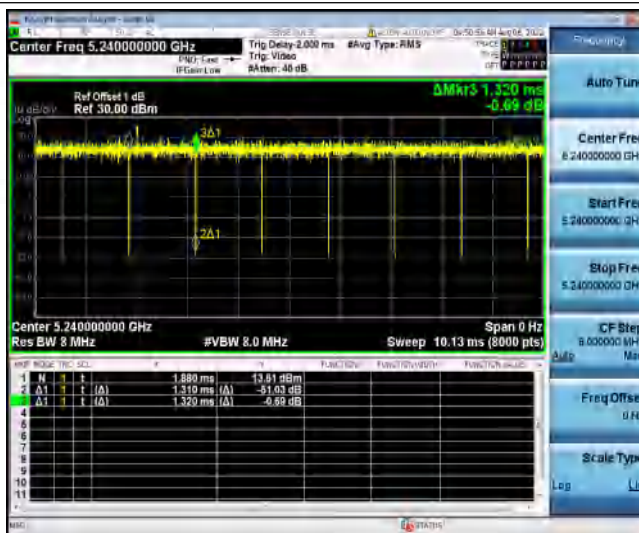
11AC20SISO_Ant2_5180



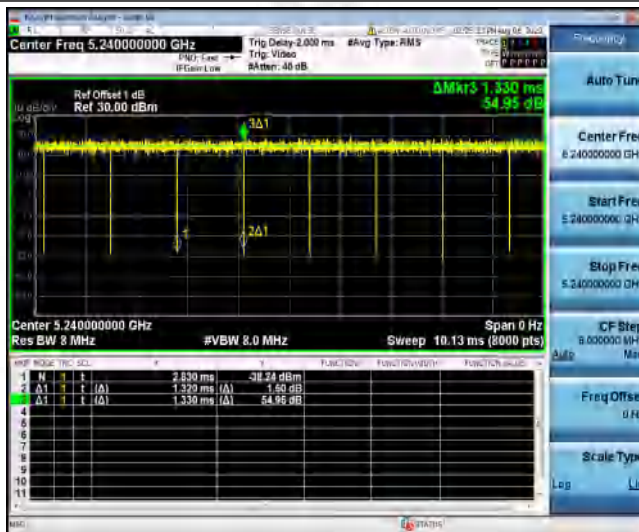
11AC20SISO_Ant1_5200



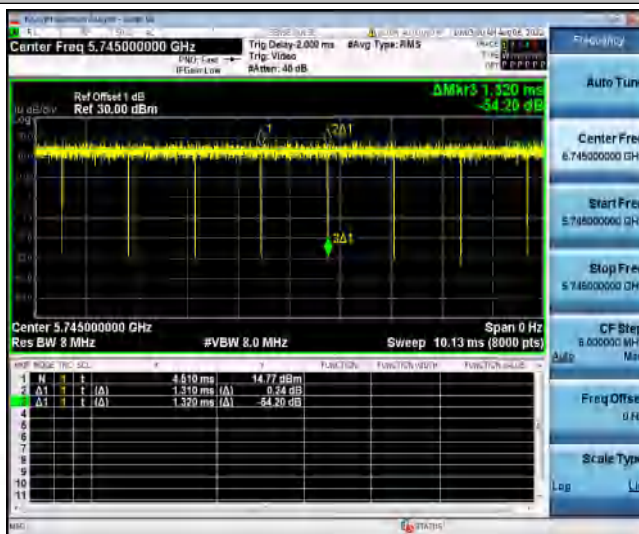
11AC20SISO_Ant2_5200



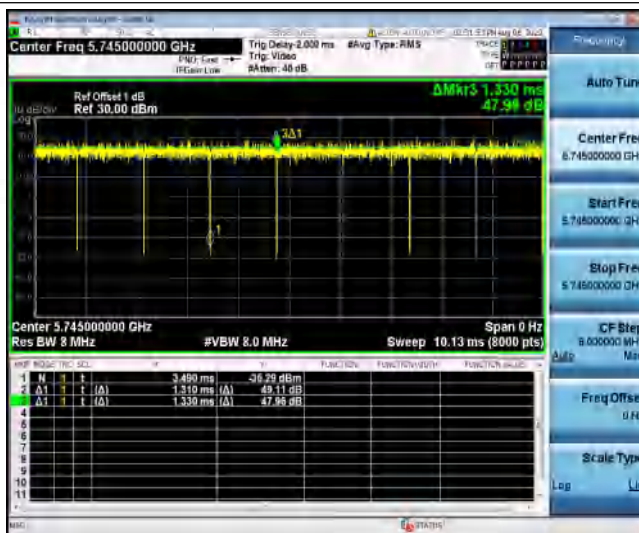
11AC20SISO_Ant1_5240



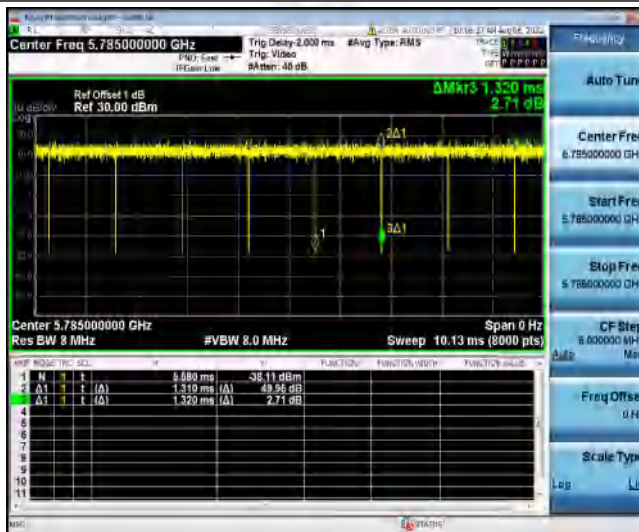
11AC20SISO_Ant2_5240



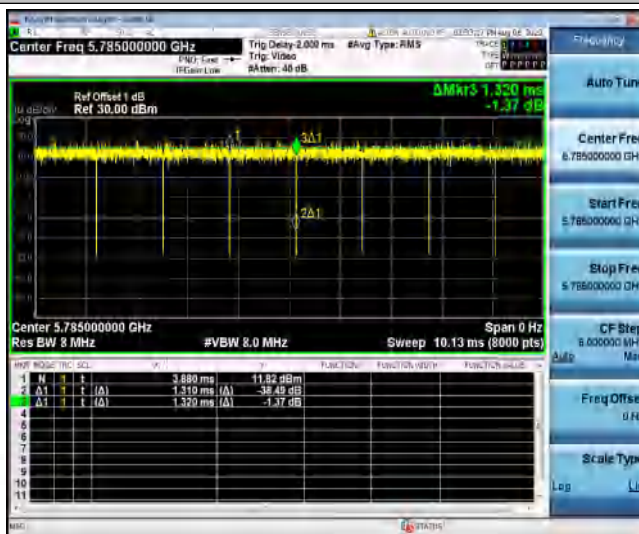
11AC20SISO_Ant1_5745



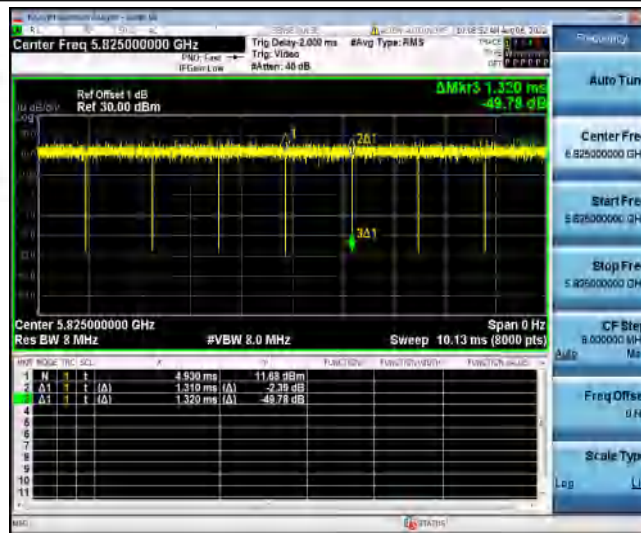
11AC20SISO_Ant2_5745



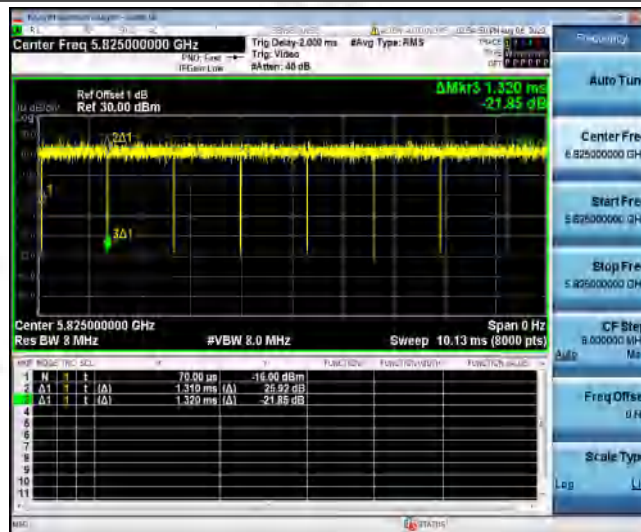
11AC20SISO_Ant1_5785



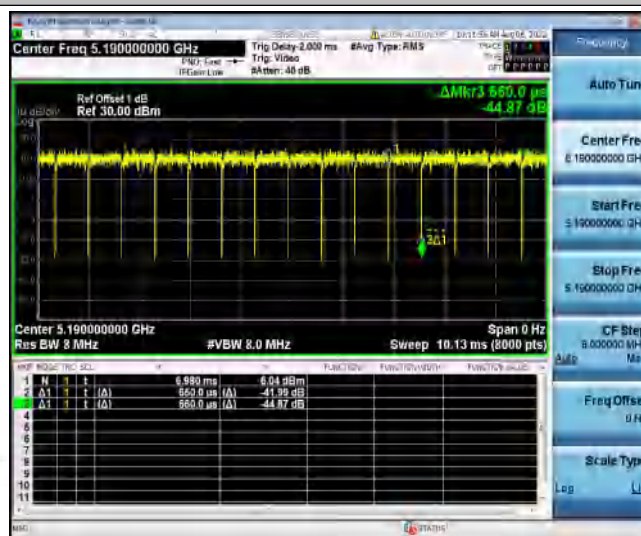
11AC20SISO_Ant2_5785



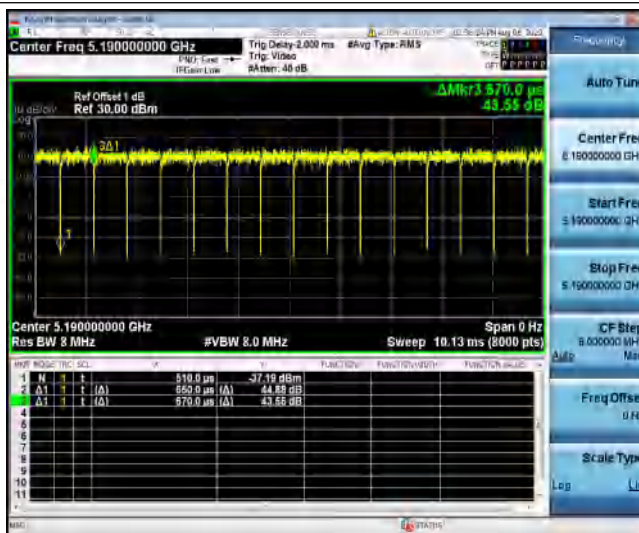
11AC20SISO_Ant1_5825



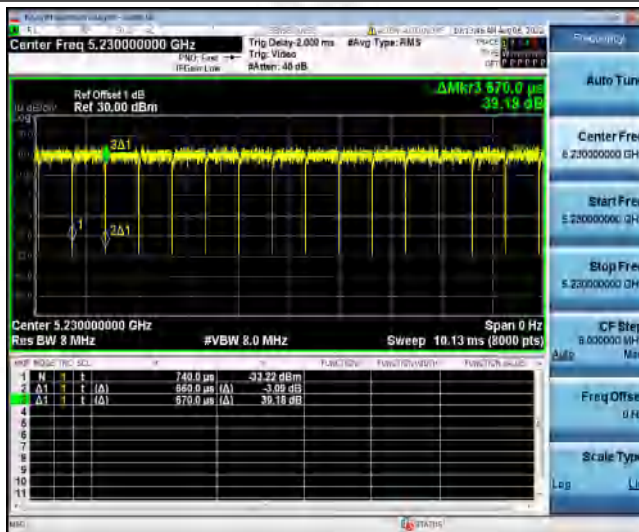
11AC20SISO_Ant2_5825



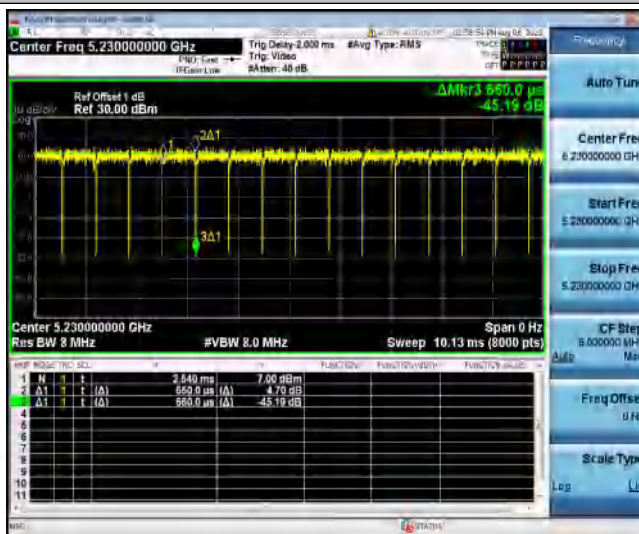
11AC40SISO_Ant1_5190



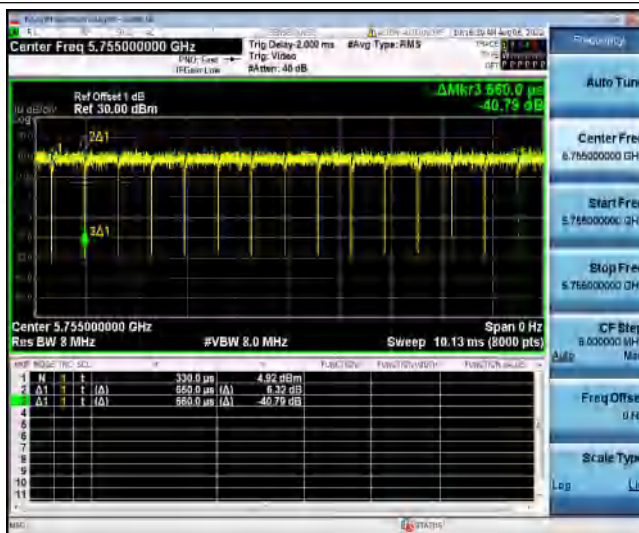
11AC40SISO_Ant2_5190



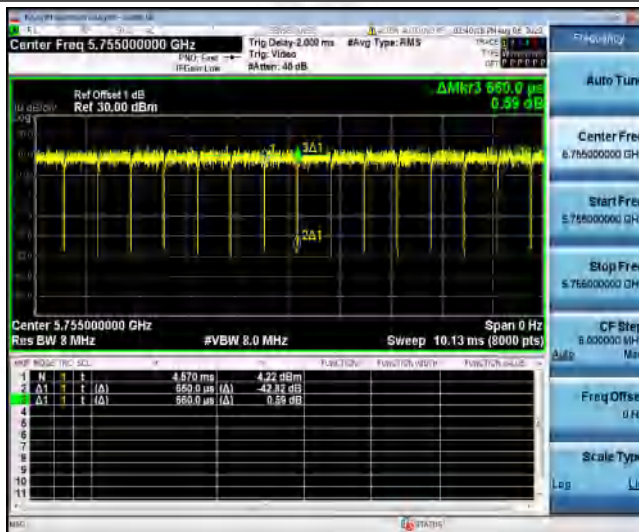
11AC40SISO_Ant1_5230



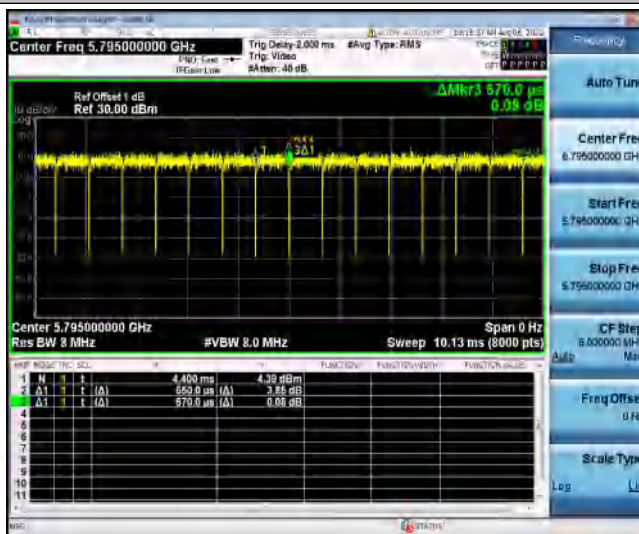
11AC40SISO_Ant2_5230



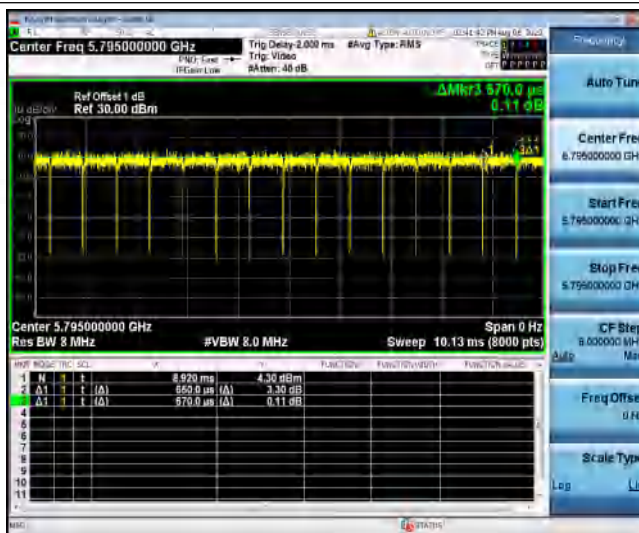
11AC40SISO_Ant1_5755



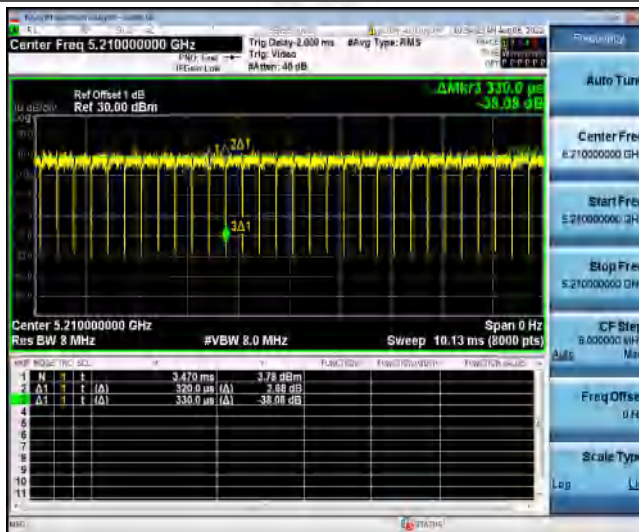
11AC40SISO_Ant2_5755



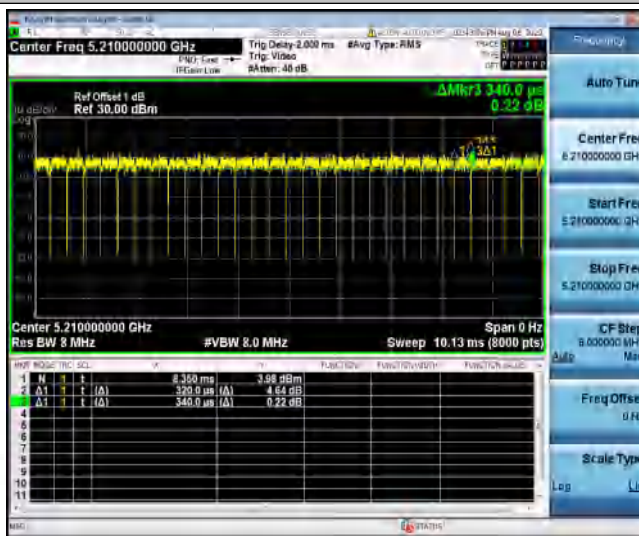
11AC40SISO_Ant1_5795



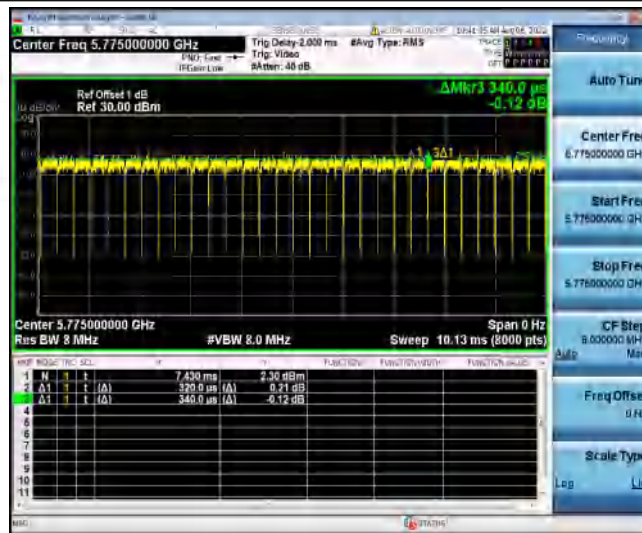
11AC40SISO_Ant2_5795



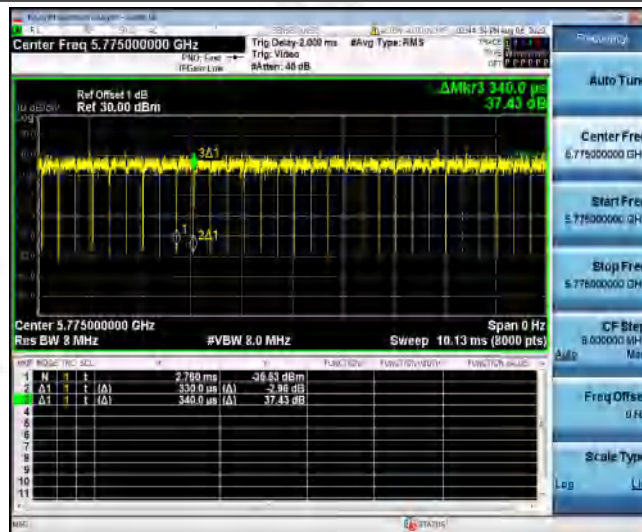
11AC80SISO_Ant1_5210



11AC80SISO_Ant2_5210



11AC80SISO_Ant1_5775



11AC80SISO_Ant2_5775

***** End *****