

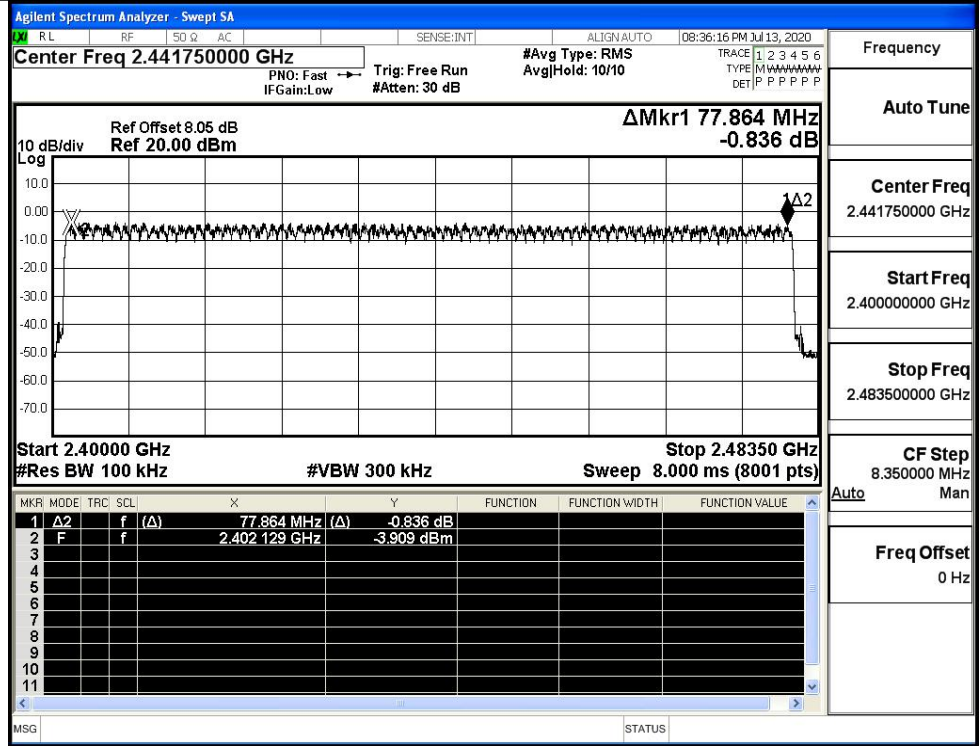
### A.4 Hopping Channel Number

Mode	Channel.	Number of Hopping Channel [N]	Limit [N]	Verdict
GFSK	Hop	79	>=15	PASS
$\pi/4$ DQPSK	Hop	79	>=15	PASS
8DPSK	Hop	79	>=15	PASS

#### Test Graphs

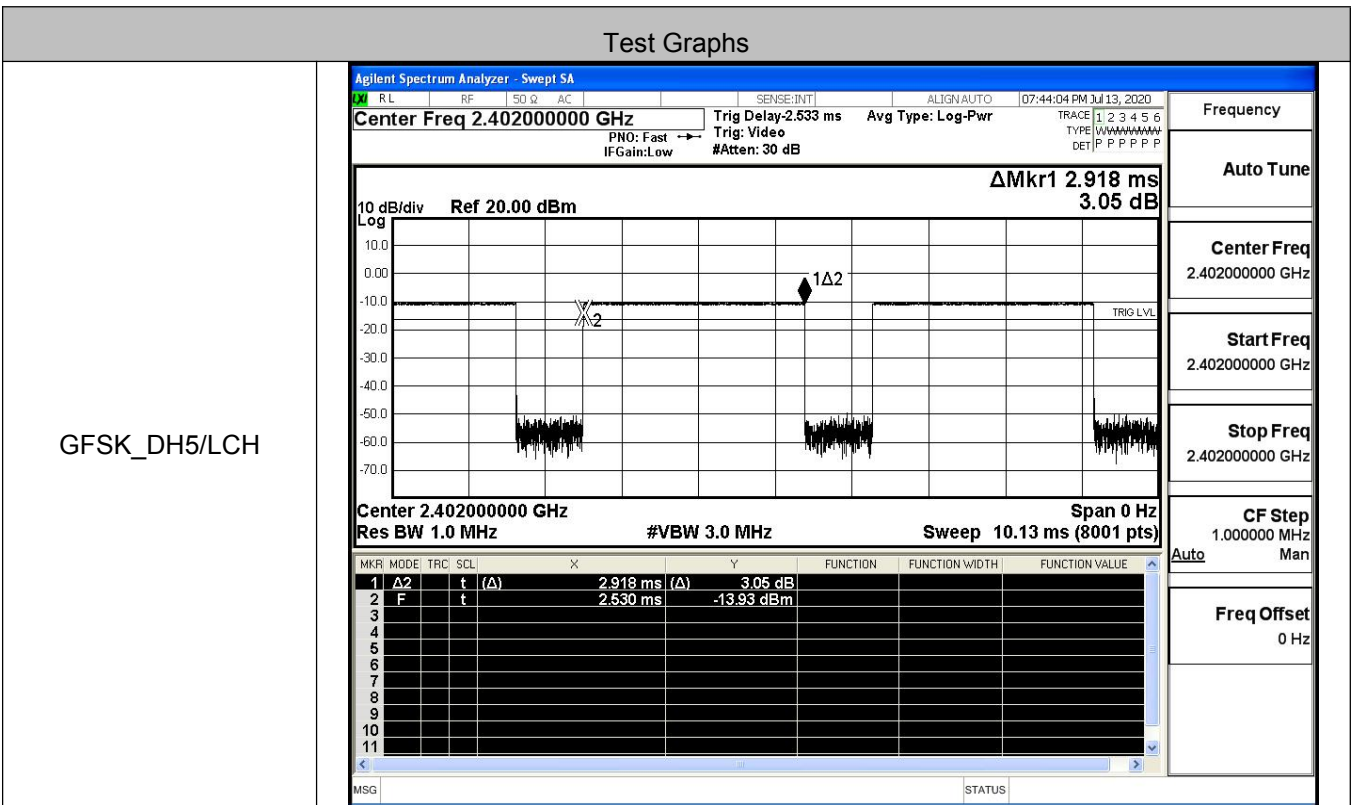
<p>GFSK/Hop</p>	<p>Agilent Spectrum Analyzer - Swept SA</p> <p>Center Freq 2.441750000 GHz</p> <p>Ref Offset 8.05 dB Ref 20.00 dBm</p> <p><math>\Delta</math>Mkr1 78.041 MHz -0.657 dB</p> <p>Start 2.40000 GHz #Res BW 100 kHz</p> <p>Stop 2.48350 GHz #VBW 300 kHz Sweep 8.000 ms (8001 pts)</p> <table border="1"> <thead> <tr> <th>MKR</th> <th>MODE</th> <th>TRC</th> <th>SCL</th> <th>X</th> <th>Y</th> <th>FUNCTION</th> <th>FUNCTION WIDTH</th> <th>FUNCTION VALUE</th> </tr> </thead> <tbody> <tr> <td>1</td> <td><math>\Delta</math>2</td> <td>f</td> <td>(<math>\Delta</math>)</td> <td>78.041 MHz</td> <td>(<math>\Delta</math>)</td> <td>-0.657 dB</td> <td></td> <td></td> </tr> <tr> <td>2</td> <td>F</td> <td>f</td> <td>(<math>\Delta</math>)</td> <td>2.401994 GHz</td> <td></td> <td>-2.968 dBm</td> <td></td> <td></td> </tr> </tbody> </table>	MKR	MODE	TRC	SCL	X	Y	FUNCTION	FUNCTION WIDTH	FUNCTION VALUE	1	$\Delta$ 2	f	( $\Delta$ )	78.041 MHz	( $\Delta$ )	-0.657 dB			2	F	f	( $\Delta$ )	2.401994 GHz		-2.968 dBm			<p>Frequency</p> <p>Auto Tune</p> <p>Center Freq 2.441750000 GHz</p> <p>Start Freq 2.400000000 GHz</p> <p>Stop Freq 2.483500000 GHz</p> <p>CF Step 8.350000 MHz Man</p> <p>Freq Offset 0 Hz</p>
MKR	MODE	TRC	SCL	X	Y	FUNCTION	FUNCTION WIDTH	FUNCTION VALUE																					
1	$\Delta$ 2	f	( $\Delta$ )	78.041 MHz	( $\Delta$ )	-0.657 dB																							
2	F	f	( $\Delta$ )	2.401994 GHz		-2.968 dBm																							
<p><math>\pi/4</math>DQPSK/Hop</p>	<p>Agilent Spectrum Analyzer - Swept SA</p> <p>Center Freq 2.441750000 GHz</p> <p>Ref Offset 8.05 dB Ref 20.00 dBm</p> <p><math>\Delta</math>Mkr1 78.208 MHz -0.275 dB</p> <p>Start 2.40000 GHz #Res BW 100 kHz</p> <p>Stop 2.48350 GHz #VBW 300 kHz Sweep 8.000 ms (8001 pts)</p> <table border="1"> <thead> <tr> <th>MKR</th> <th>MODE</th> <th>TRC</th> <th>SCL</th> <th>X</th> <th>Y</th> <th>FUNCTION</th> <th>FUNCTION WIDTH</th> <th>FUNCTION VALUE</th> </tr> </thead> <tbody> <tr> <td>1</td> <td><math>\Delta</math>2</td> <td>f</td> <td>(<math>\Delta</math>)</td> <td>78.208 MHz</td> <td>(<math>\Delta</math>)</td> <td>-0.275 dB</td> <td></td> <td></td> </tr> <tr> <td>2</td> <td>F</td> <td>f</td> <td>(<math>\Delta</math>)</td> <td>2.401847 GHz</td> <td></td> <td>-4.457 dBm</td> <td></td> <td></td> </tr> </tbody> </table>	MKR	MODE	TRC	SCL	X	Y	FUNCTION	FUNCTION WIDTH	FUNCTION VALUE	1	$\Delta$ 2	f	( $\Delta$ )	78.208 MHz	( $\Delta$ )	-0.275 dB			2	F	f	( $\Delta$ )	2.401847 GHz		-4.457 dBm			<p>Frequency</p> <p>Auto Tune</p> <p>Center Freq 2.441750000 GHz</p> <p>Start Freq 2.400000000 GHz</p> <p>Stop Freq 2.483500000 GHz</p> <p>CF Step 8.350000 MHz Man</p> <p>Freq Offset 0 Hz</p>
MKR	MODE	TRC	SCL	X	Y	FUNCTION	FUNCTION WIDTH	FUNCTION VALUE																					
1	$\Delta$ 2	f	( $\Delta$ )	78.208 MHz	( $\Delta$ )	-0.275 dB																							
2	F	f	( $\Delta$ )	2.401847 GHz		-4.457 dBm																							

8DPSK/Hop

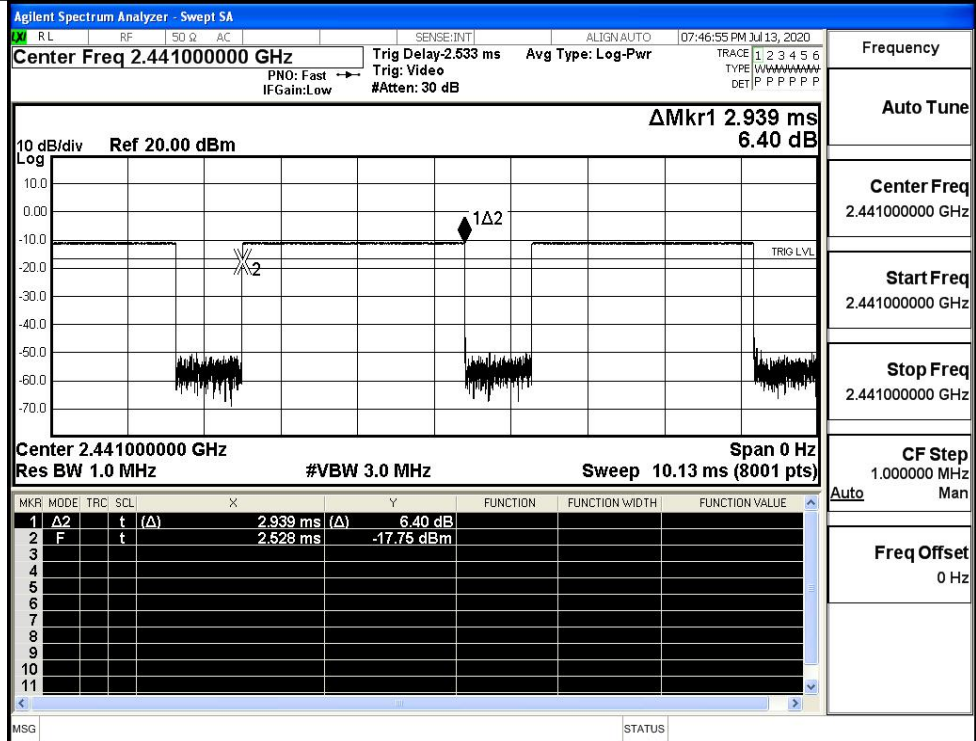


**A.5 Dwell Time**

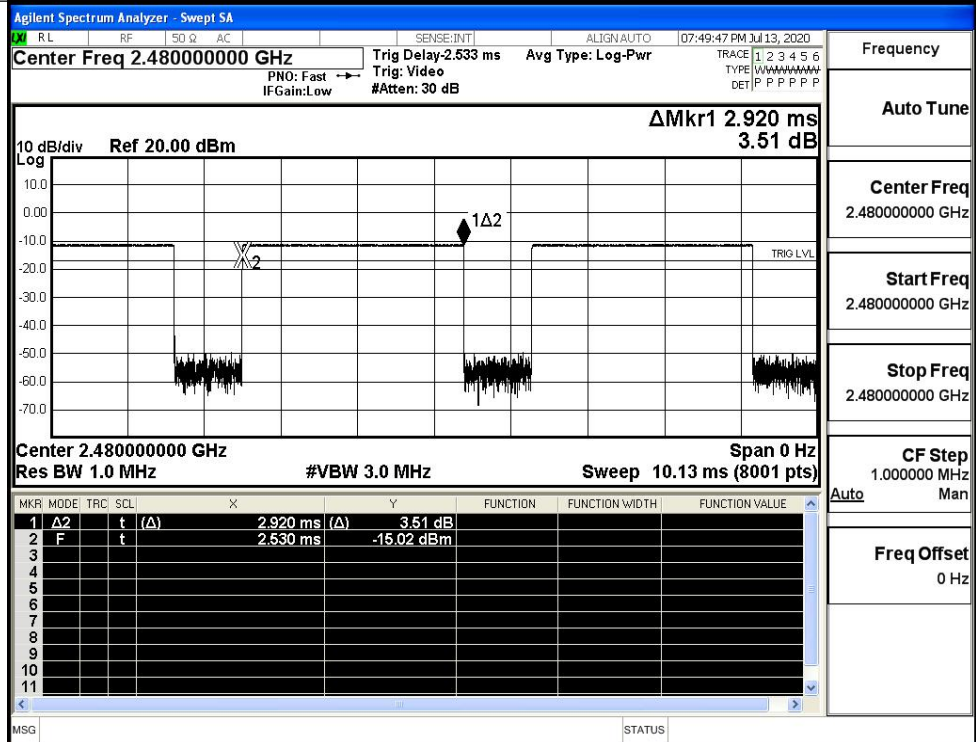
Mode	Packet	Channel	Burst Width [ms/hop/ch]	Total Hops[hop*ch]	Dwell Time[s]	Limit [s]	Verdict
GFSK	DH5	LCH	2.92	106.7	0.312	0.4	PASS
	DH5	MCH	2.94	106.7	0.314	0.4	PASS
	DH5	HCH	2.92	106.7	0.312	0.4	PASS
π/4DQPSK	2DH5	LCH	2.92	106.7	0.312	0.4	PASS
	2DH5	MCH	2.94	106.7	0.313	0.4	PASS
	2DH5	HCH	2.92	106.7	0.313	0.4	PASS
8DPSK	3DH5	LCH	2.92	106.7	0.313	0.4	PASS
	3DH5	MCH	2.94	106.7	0.312	0.4	PASS
	3DH5	HCH	2.92	106.7	0.314	0.4	PASS



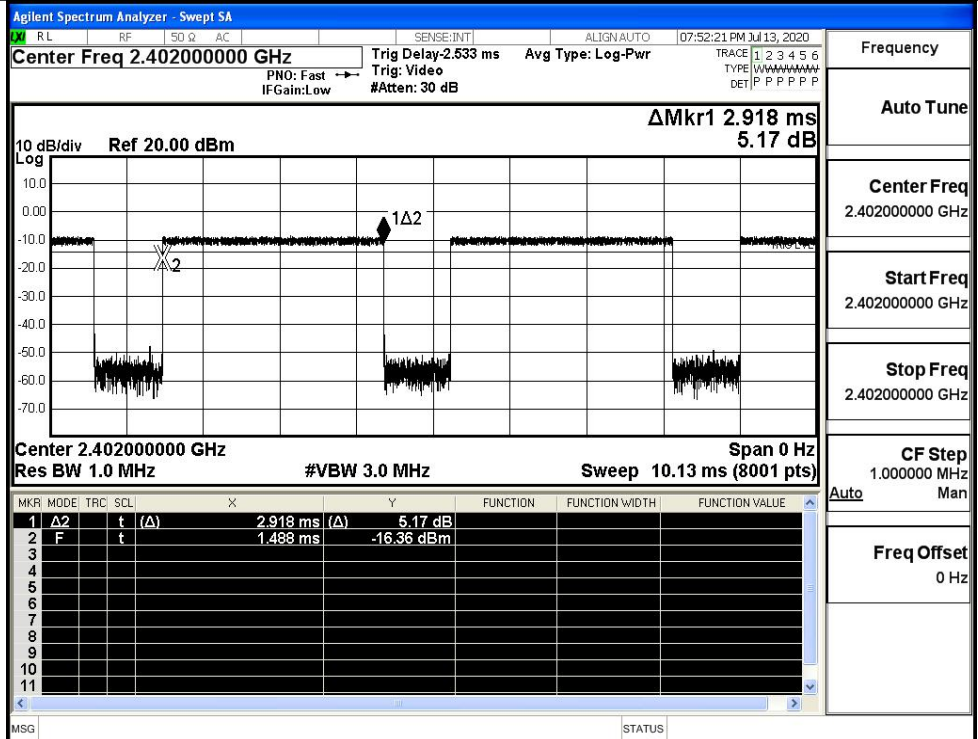
GFSK\_DH5/MCH



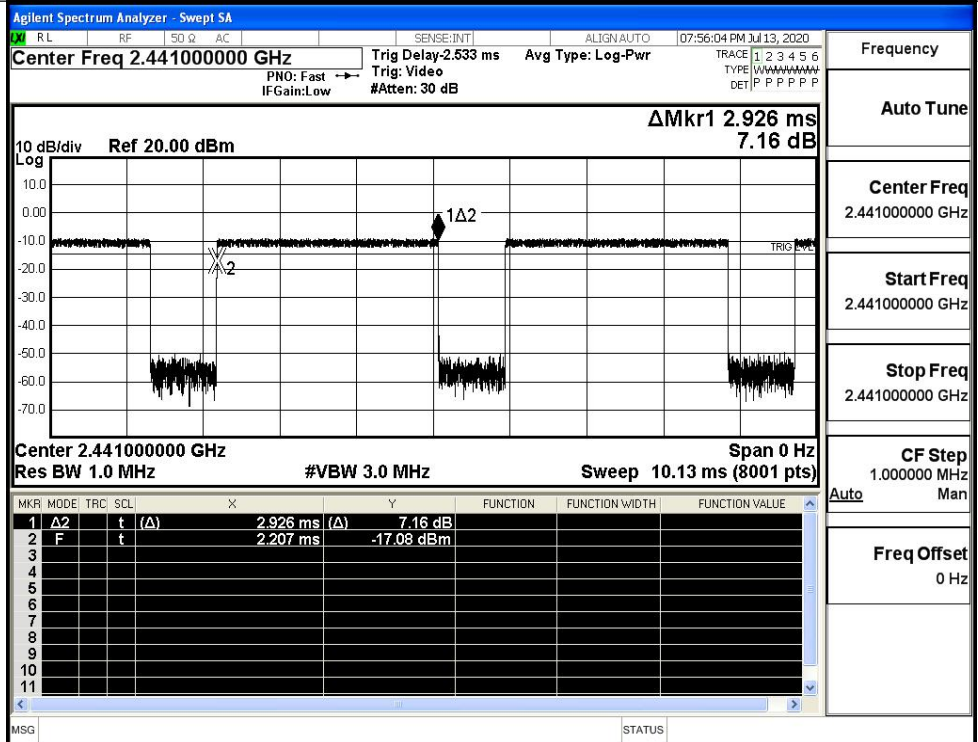
GFSK\_DH5/HCH



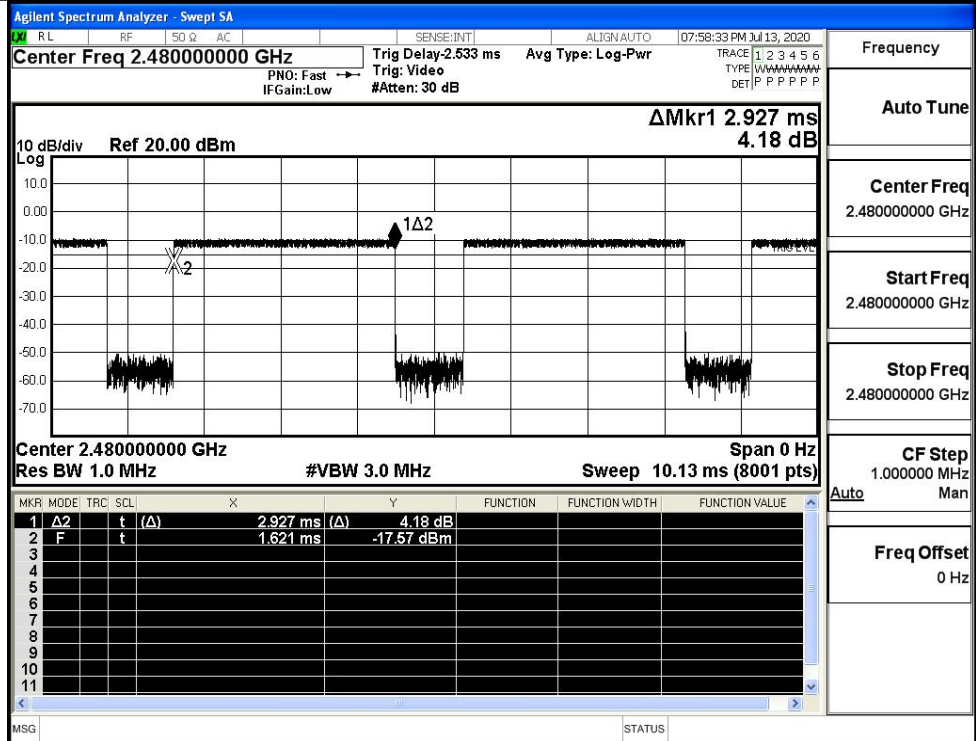
$\pi/4$ DQPSK  
\_2DH5/LCH



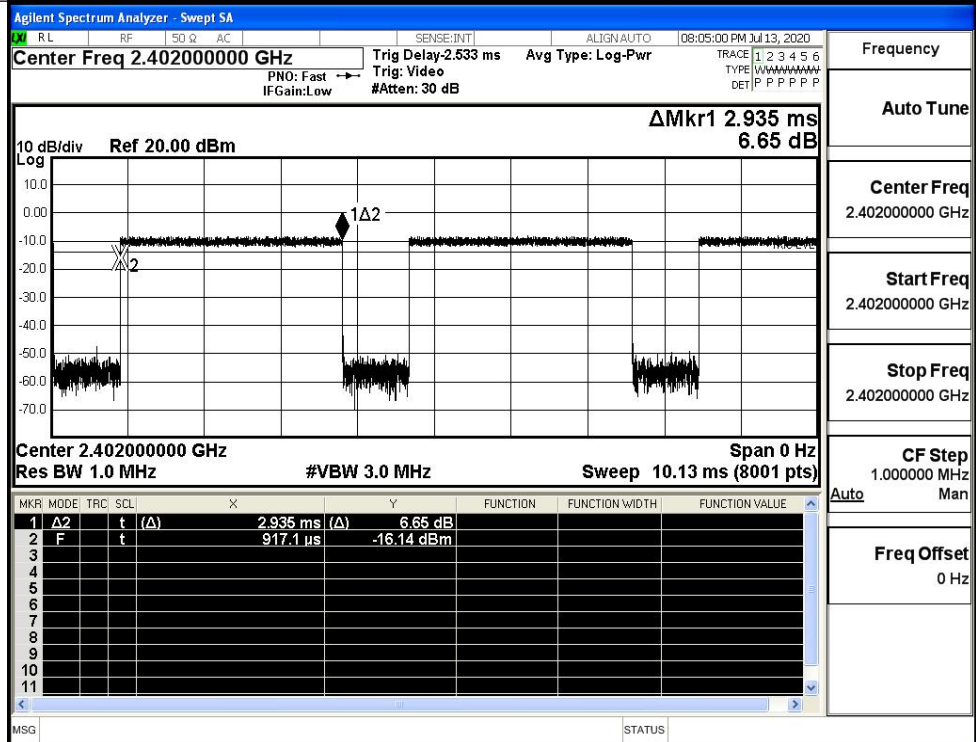
$\pi/4$ DQPSK  
\_2DH5/MCH



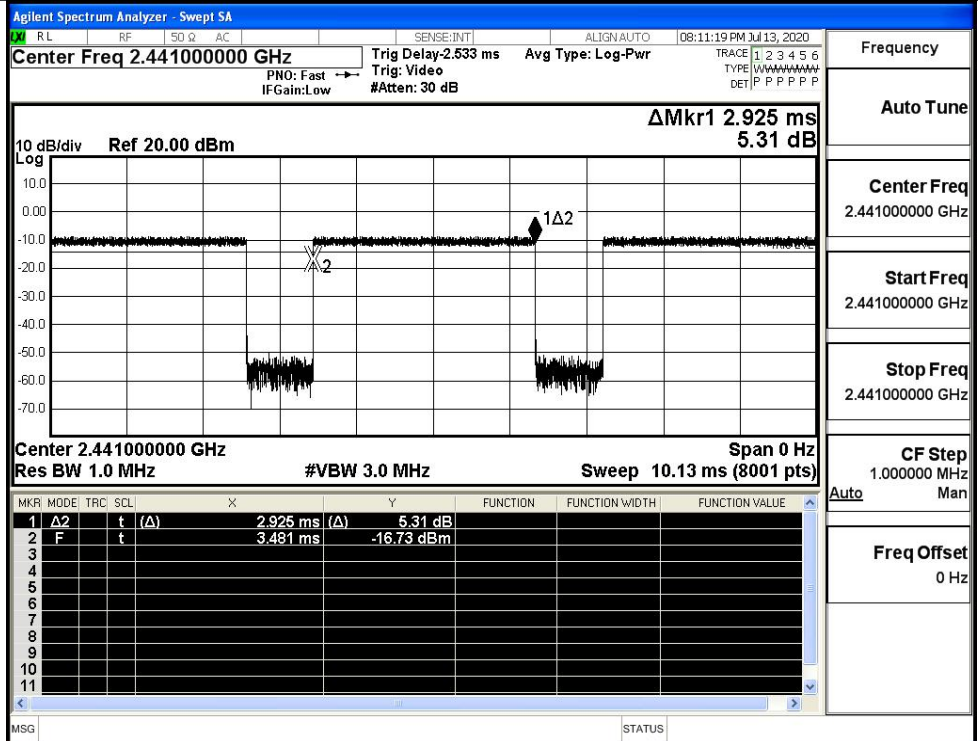
$\pi/4$ DQPSK  
\_2DH5/HCH



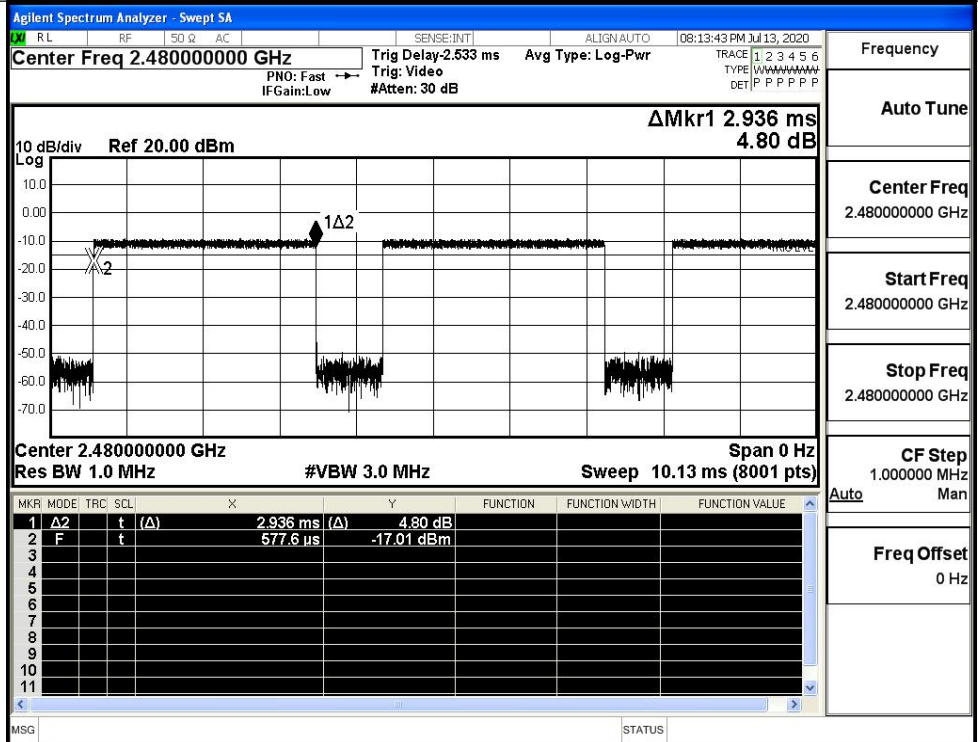
8DPSK\_3DH5/LCH



8DPSK\_3DH5/MCH



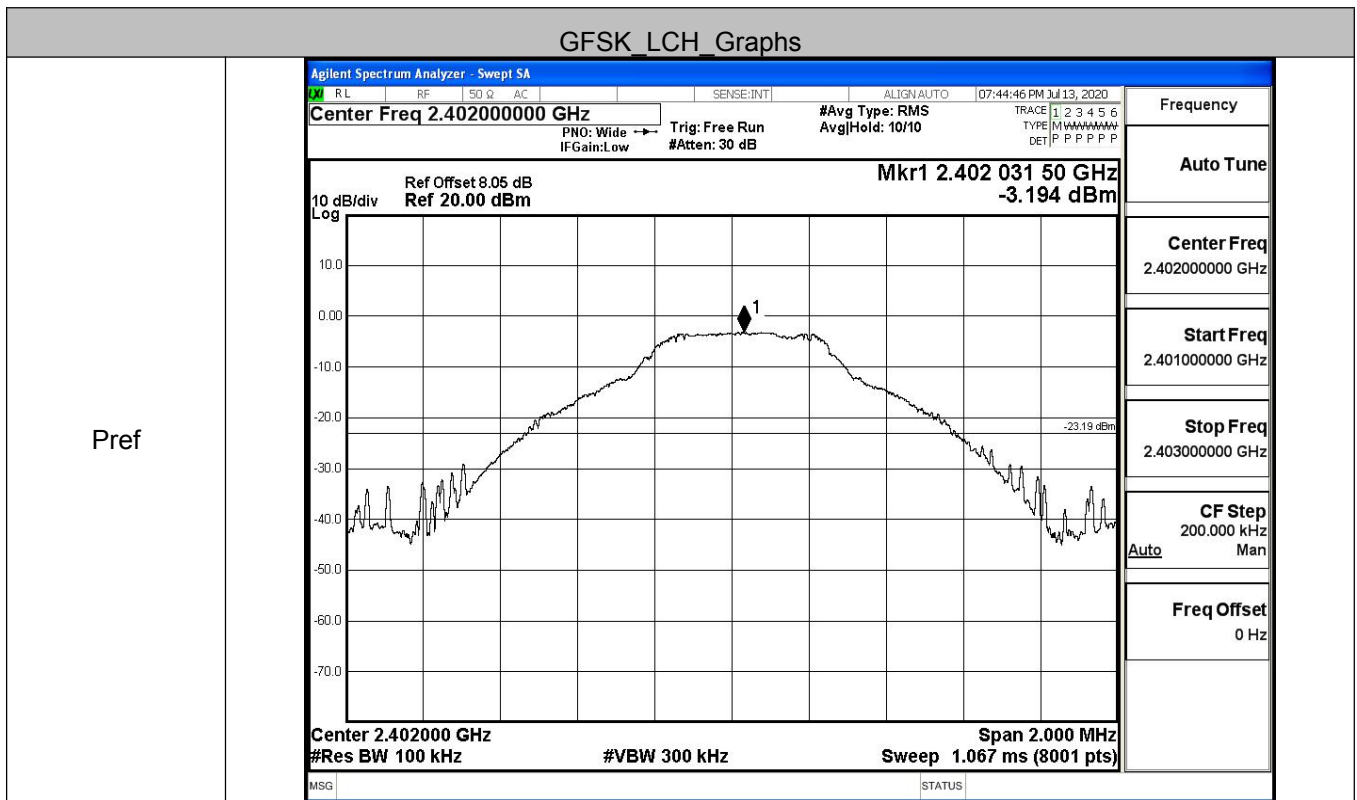
8DPSK\_3DH5/HCH



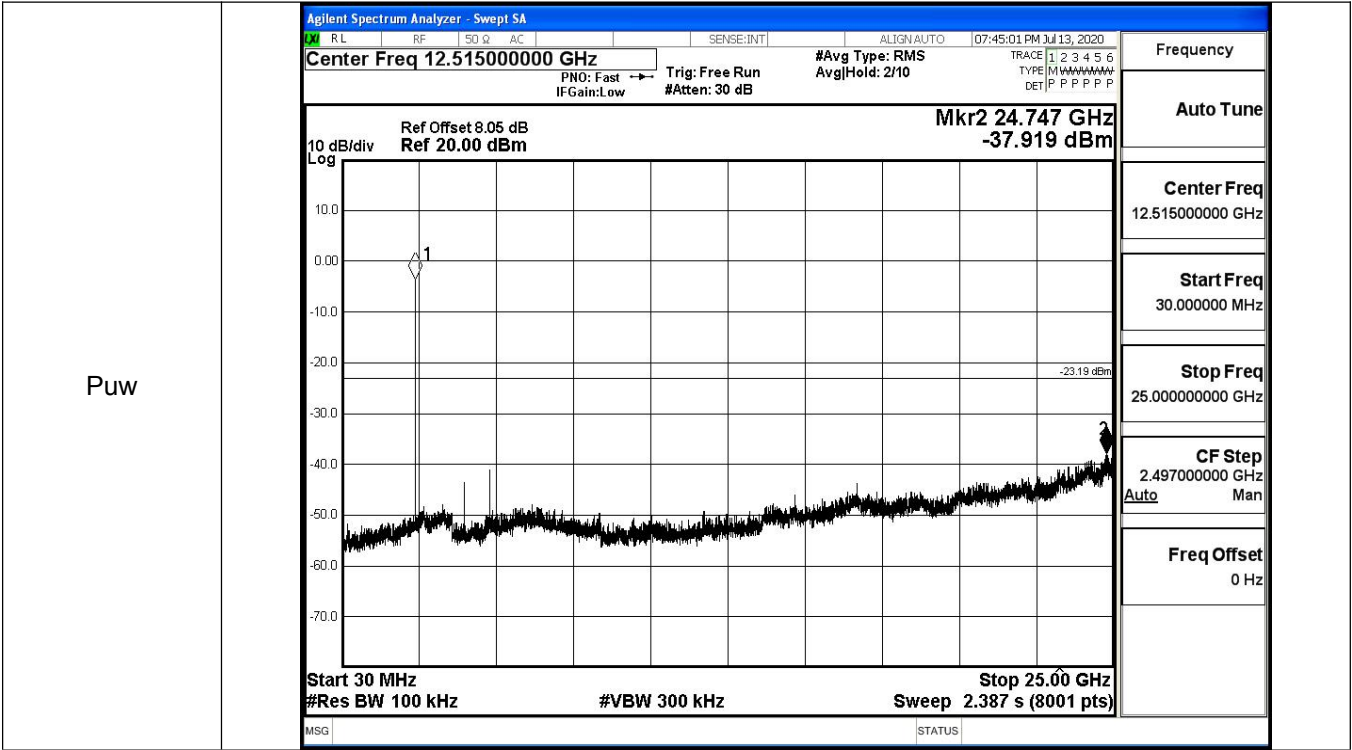
### A.6 RF Conducted Spurious Emissions

Mode	Channel	Pref [dBm]	Max. Level [dBm]	Limit [dBm]	Verdict
GFSK	LCH	-3.194	-37.919	-23.194	PASS
	MCH	-3.537	-37.835	-23.537	PASS
	HCH	-3.968	-38.232	-23.968	PASS
π/4DQPSK	LCH	-4.093	-38.214	-24.093	PASS
	MCH	-4.531	-37.592	-24.531	PASS
	HCH	-4.912	-38.184	-24.912	PASS
8DPSK	LCH	-4.169	-37.415	-24.169	PASS
	MCH	-4.543	-36.984	-24.543	PASS
	HCH	-4.881	-38.565	-24.881	PASS

GFSK LCH Graphs

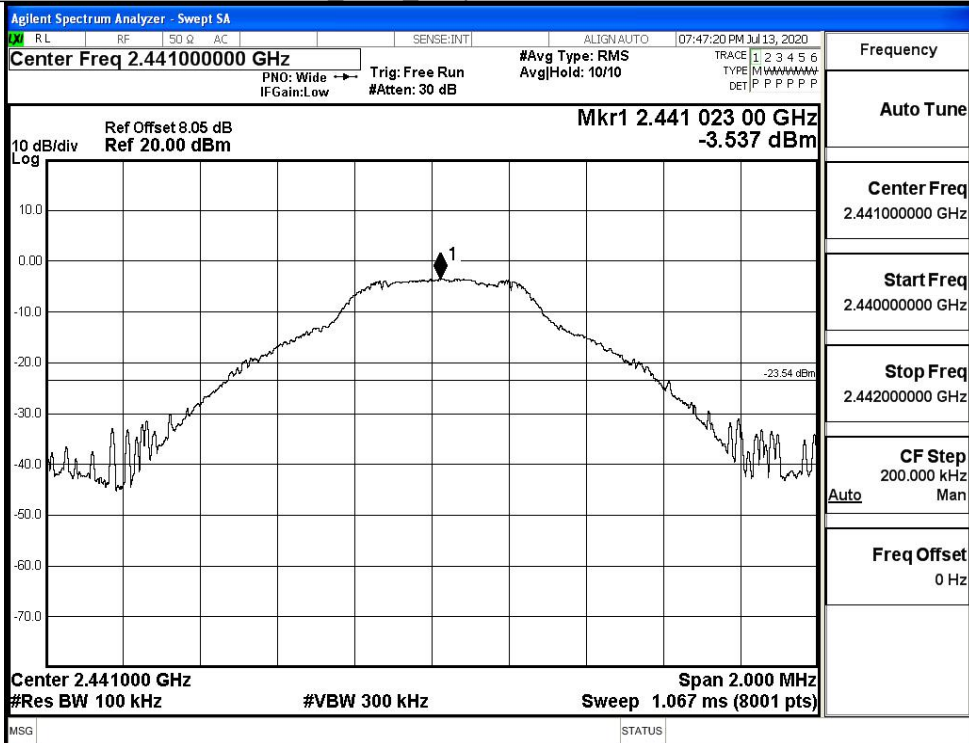






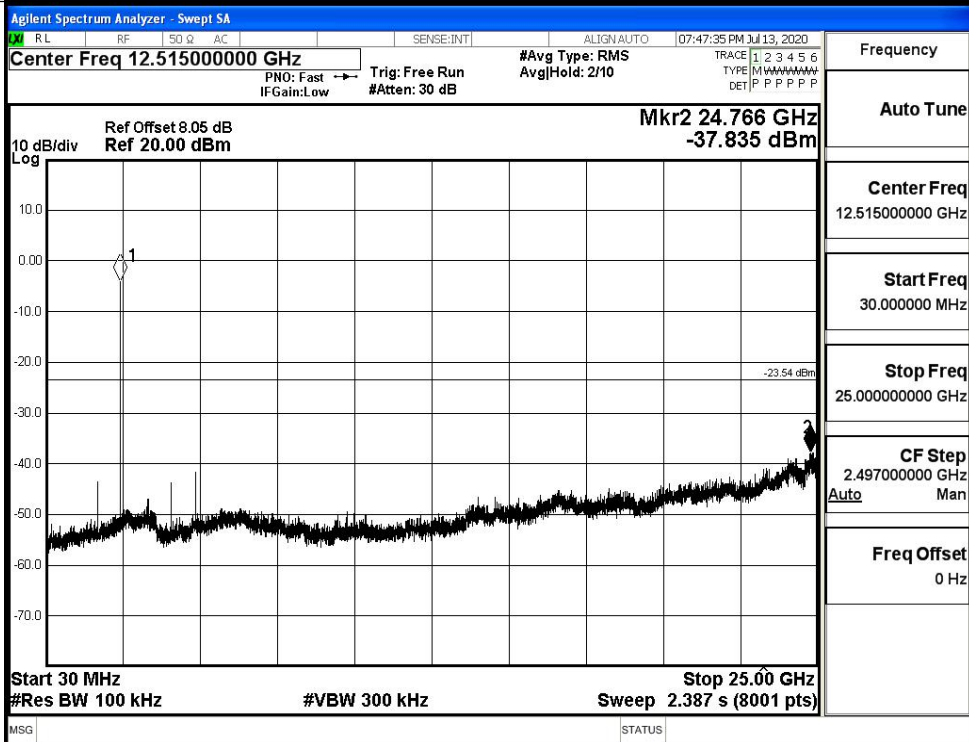
GFSK\_MCH\_Graphs

Pref



Frequency	
Auto Tune	
Center Freq	2.441000000 GHz
Start Freq	2.440000000 GHz
Stop Freq	2.442000000 GHz
CF Step	200.000 kHz Auto Man
Freq Offset	0 Hz

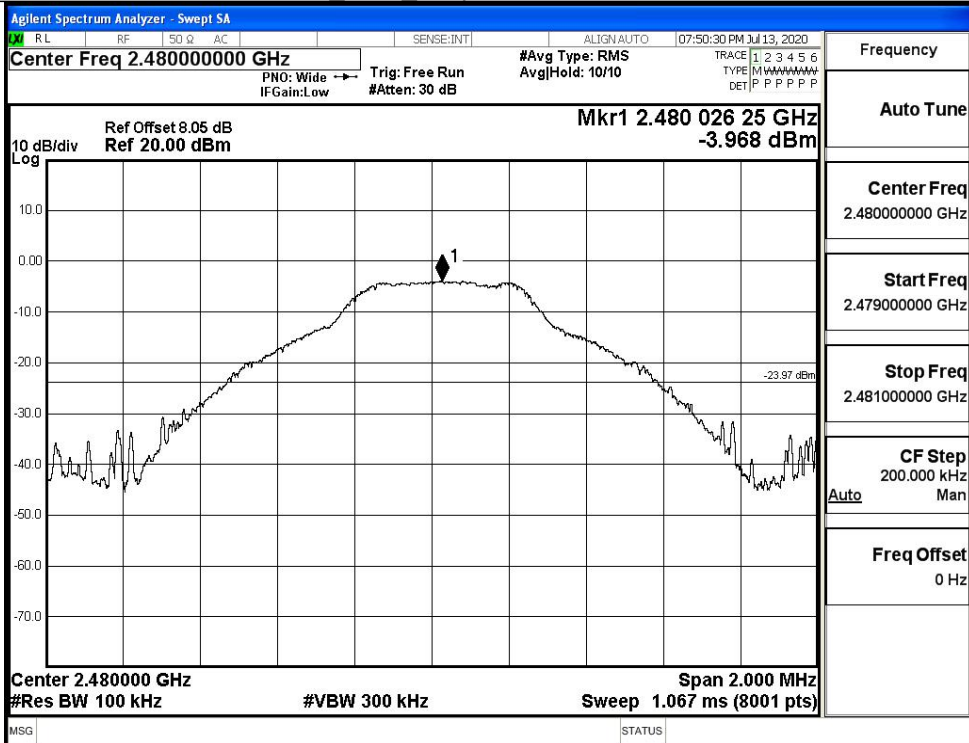
Puw



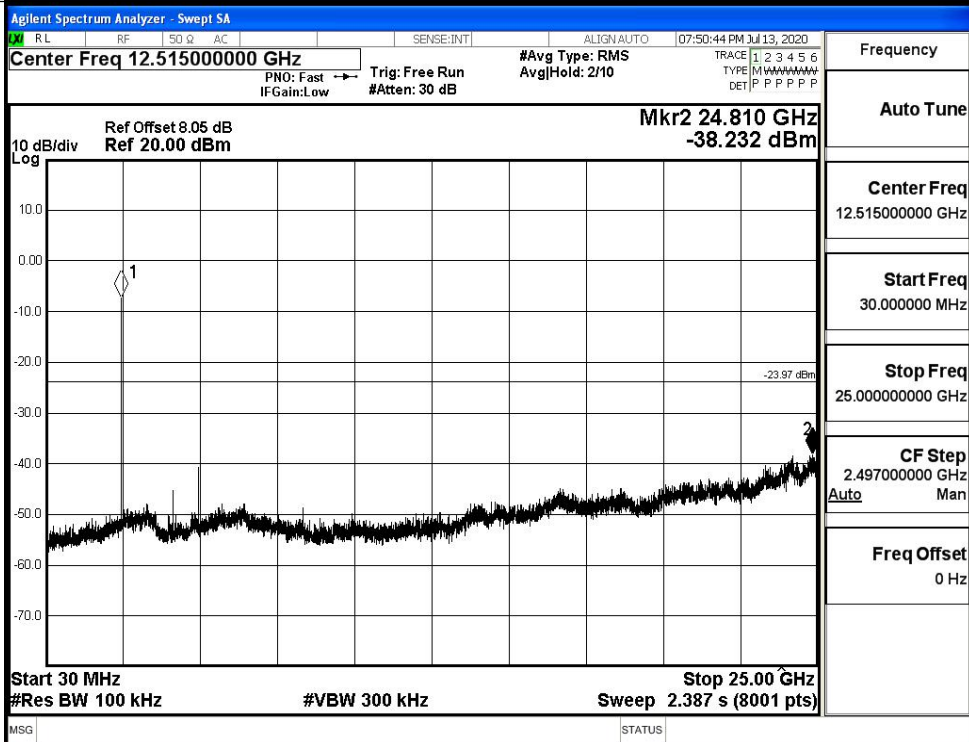
Frequency	
Auto Tune	
Center Freq	12.515000000 GHz
Start Freq	30.000000 MHz
Stop Freq	25.000000000 GHz
CF Step	2.497000000 GHz Auto Man
Freq Offset	0 Hz

GFSK\_HCH\_Graphs

Pref

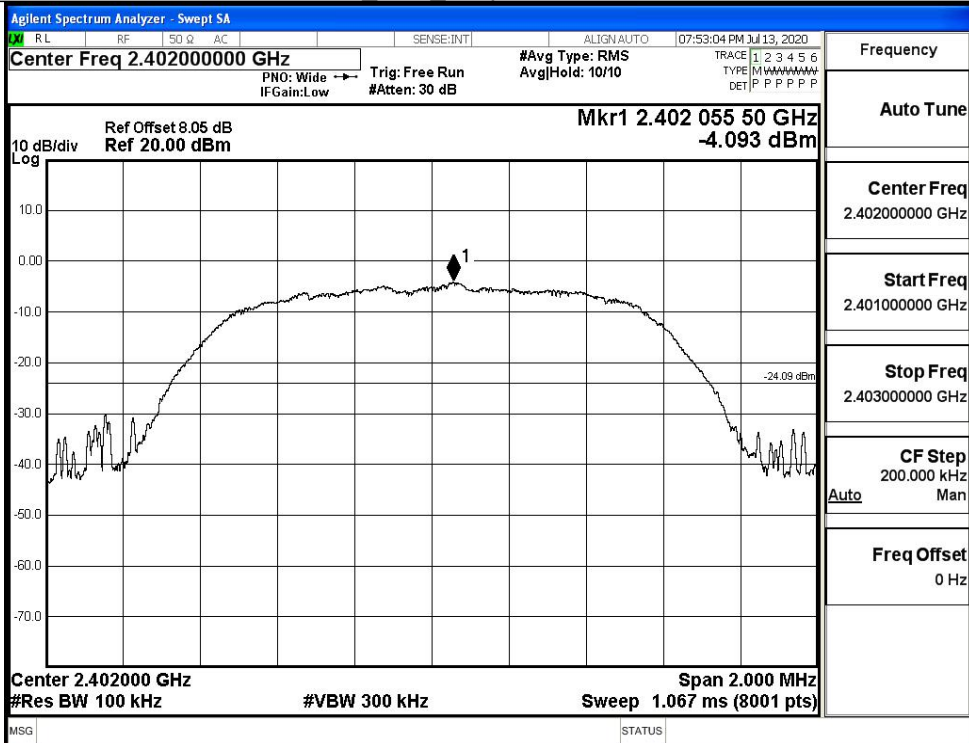


Puw

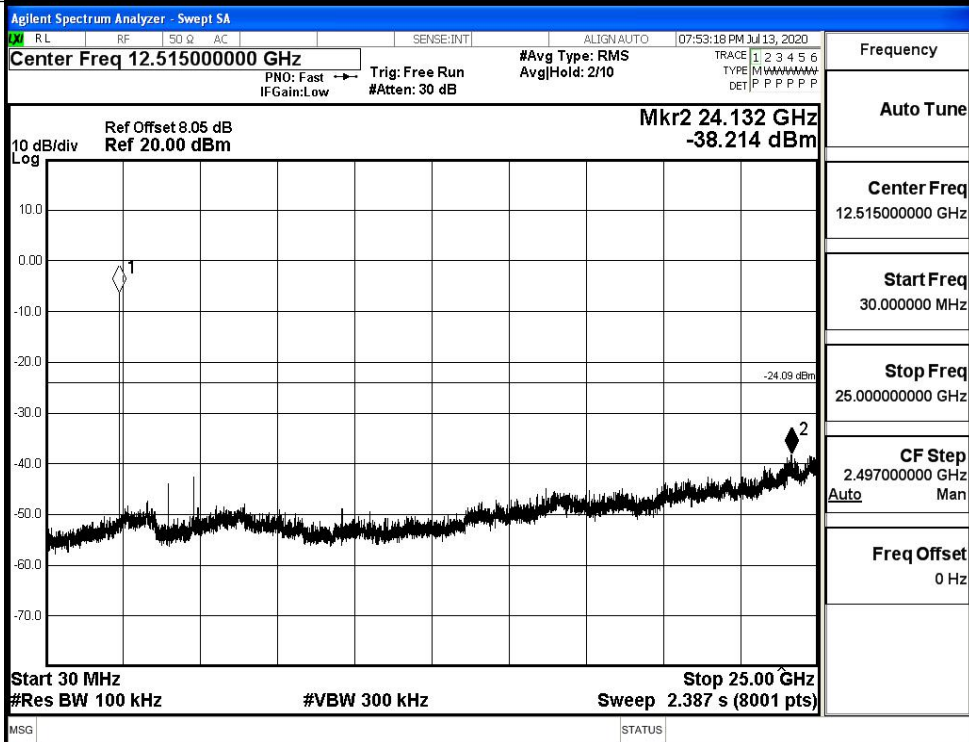


$\pi/4$ DQPSK\_LCH\_Graphs

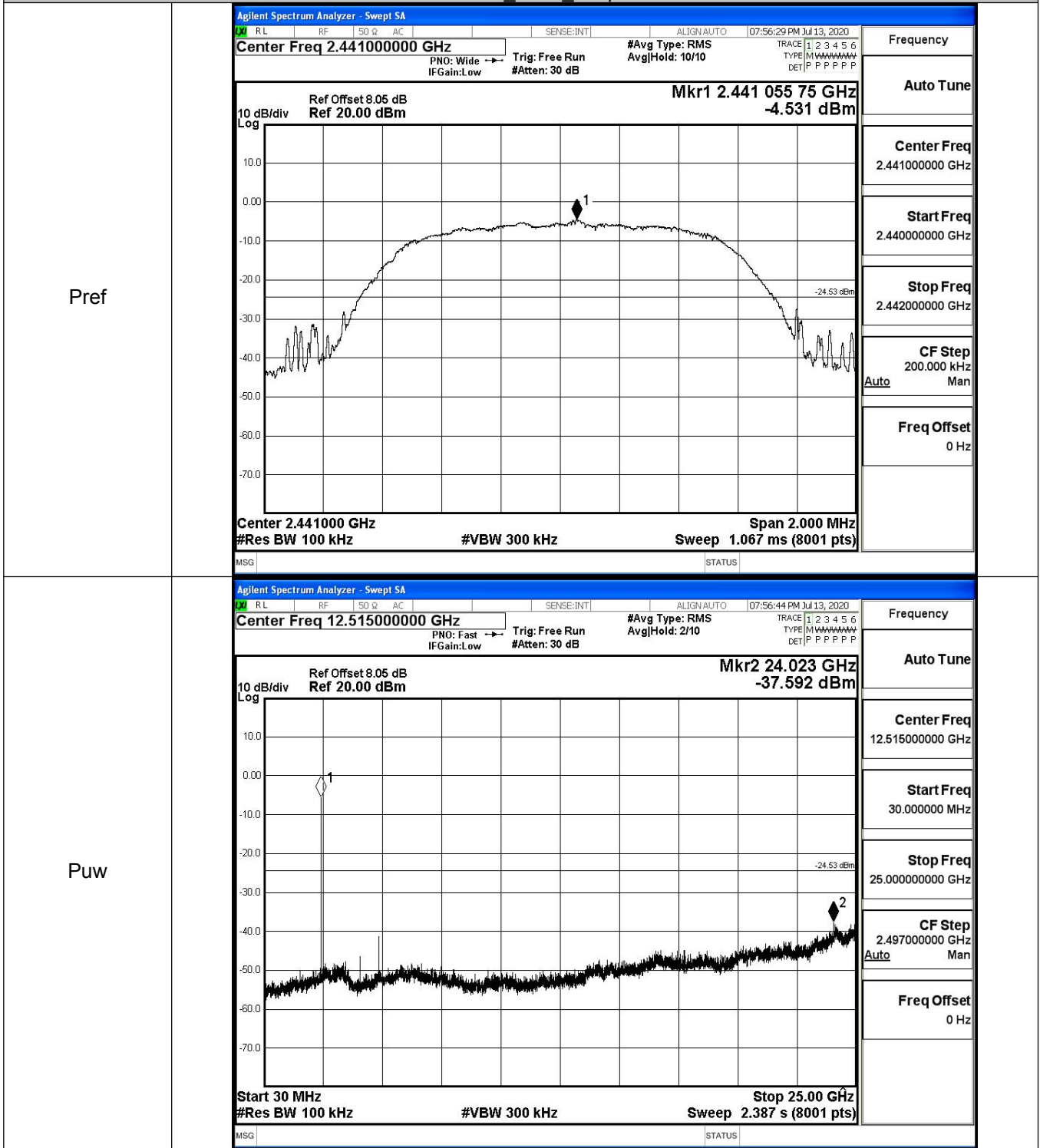
Pref



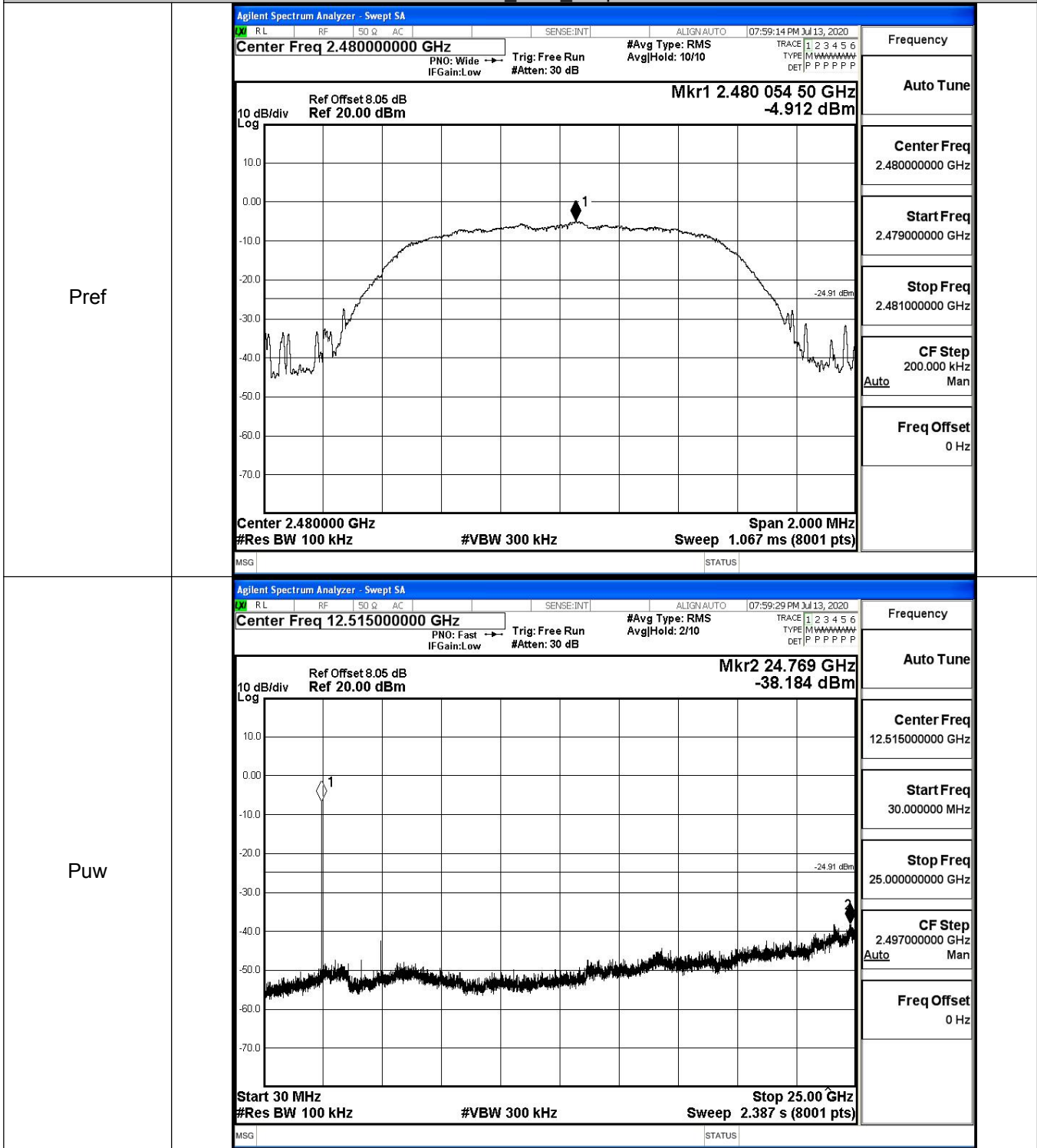
Puw



$\pi/4$ DQPSK\_MCH\_Graphs

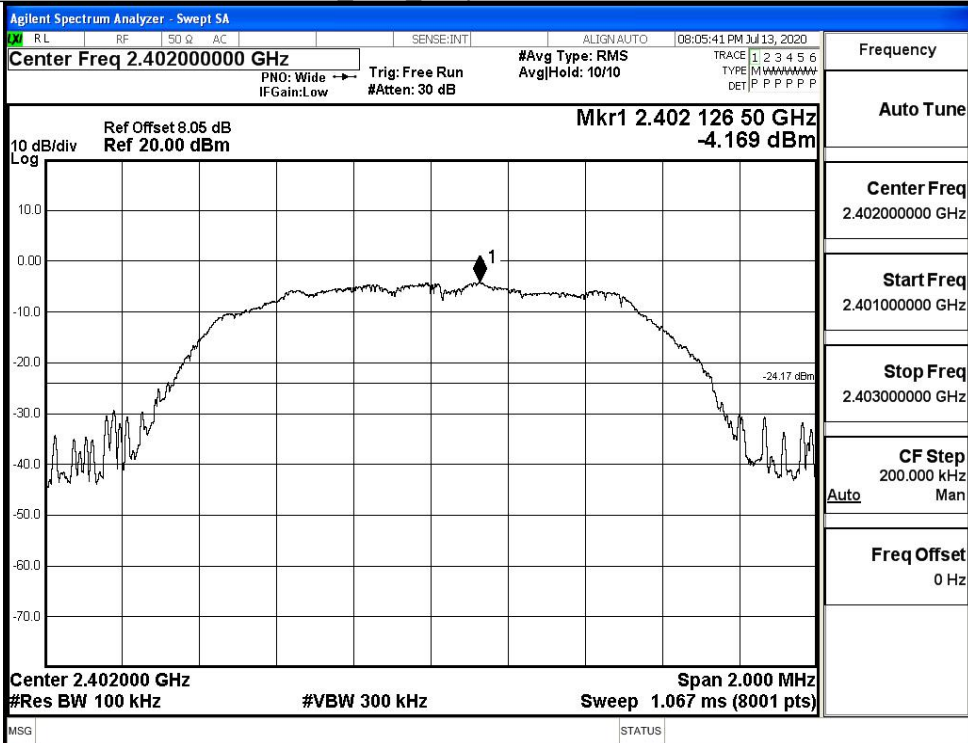


$\pi/4$ DQPSK\_HCH\_Graphs

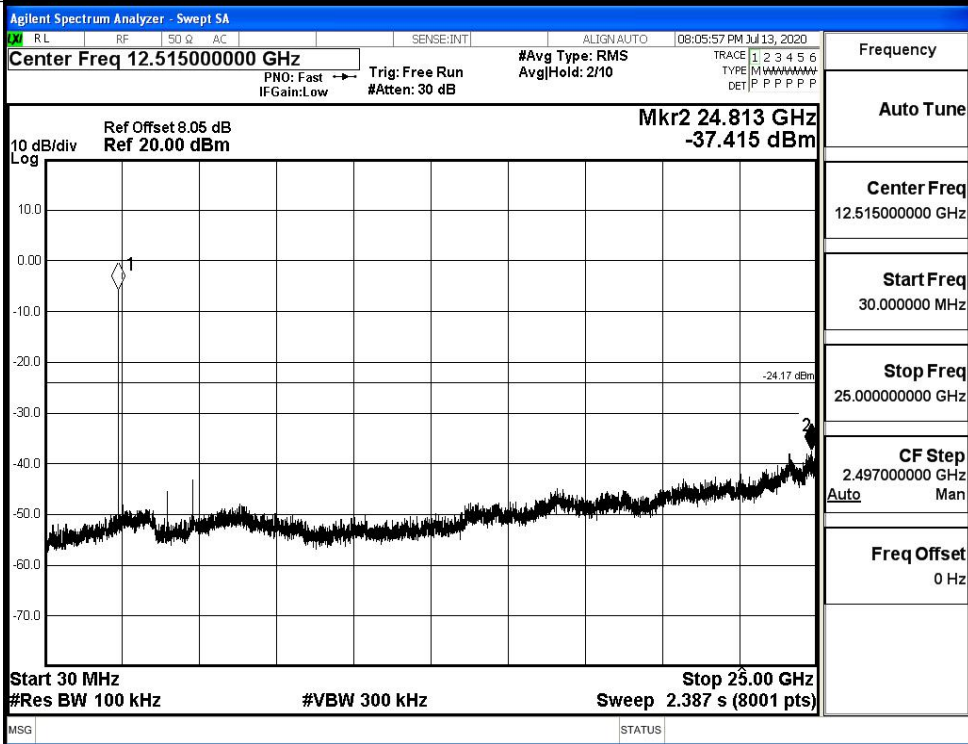


8DPSK\_LCH\_Graphs

Pref



Puw



8DPSK\_MCH\_Graphs

