



RADIO REPORT FCC 47 CFR Part 15C ISED Canada RSS-247 Frequency hopping systems operating within the 2400 – 2483.5 MHz band	
Report Reference No	G0M-1712-7109-TFC247BT-V02
Testing Laboratory	Eurofins Product Service GmbH
Address	Storkower Str. 38c 15526 Reichenwalde Germany
Accreditation	 <p>A2LA Accredited Testing Laboratory, Certificate No.: 1983.01 FCC Test Firm Designation Number: DE0008 IC Testing Laboratory site: 3470A-2</p>
Applicant	eResearchTechnology GmbH
Address	Sieboldstrasse 3 97230 Estenfeld Germany
Test Specification	According to FCC/ISED rules
Standard	47 CFR Part 15C RSS-247, Issue 2, 2017-02
Test Scope	partial compliance test
Equipment under Test (EUT):	
Product Description	Asthma Monitor AM3
Model(s)	AM3 Option BT+
Additional Model(s)	None
Brand Name(s)	None
Hardware Version(s)	1.0
Software Version(s)	9.40
FCC-ID	2AAUFAM3G03
IC	11335A-AM3G03
Contains: FCC-ID	QQQBT121
Contains IC	5123A-BGTBT121
Test Result	PASSED

Test Report No.: G0M-1712-7109-TFC247BT-V02

 Eurofins Product Service GmbH
 Storkower Str. 38c, D-15526 Reichenwalde, Germany

Possible test case verdicts:		
required by standard but not tested	N/T	
not required by standard	N/R	
not applicable to EUT	N/A	
test object does meet the requirement	P(PASS)	
test object does not meet the requirement	F(FAIL)	
Testing:		
Test Lab Temperature	20 - 23 °C	
Test Lab Humidity	32 – 38 %	
Date of receipt of test item	2018-01-29	
Report:		
Compiled by	Sebastian Suckow	
Tested by (+ signature) (Responsible for Test)	Sebastian Suckow	
Approved by (+ signature) (Head of Lab)	Christian Weber	
Date of Issue	2018-03-28	
Total number of pages	92	
General Remarks:		
<p>The test results presented in this report relate only to the object tested.</p> <p>The results contained in this report reflect the results for this particular model and serial number. It is the responsibility of the manufacturer to ensure that all production models meet the intent of the requirements detailed within this report.</p> <p>This report shall not be reproduced, except in full, without the written approval of the Issuing testing laboratory.</p>		
Additional Comments:		

VERSION HISTORY

Version History			
Version	Issue Date	Remarks	Revised By
01	2018-02-21	Initial Release	
02	2018-03-28	Replaced document: G0M-1712-7109-TFC247BT-V01 Replaced by: G0M-1712-7109-TFC247BT-V02 Changes: Page 1: Contains IC corrected.	S. Suckow

ABBREVIATIONS AND ACRONYMS

Acronyms	
Acronym	Description
BR	Bluetooth Basic Rate mode
EDR	Bluetooth Enhanced Data Rate mode
EUT	Equipment Under Test
FCC	Federal Communications Commission
ISED	Innovation, Science and Economic Development Canada
RBW	Resolution bandwidth
RMS	Root mean square
VBW	Video bandwidth
V _{NOM}	Nominal supply voltage


REPORT INDEX

1	Equipment (Test Item) Under Test.....	6
1.1	Photos – Equipment External.....	7
1.2	Photos – Equipment Internal.....	10
1.3	Photos – Test Setup.....	12
1.4	Support Equipment.....	14
1.5	Test Modes.....	15
1.6	Test Frequencies.....	16
1.7	Sample emission level calculation.....	17
2	Result Summary.....	18
3	Test Conditions and Results.....	19
3.1	Test Conditions and Results - Occupied bandwidth.....	19
3.2	Test Conditions and Results - AC powerline conducted emissions.....	30
3.3	Test Conditions and Results - Transmitter radiated emissions.....	33
3.4	Test Conditions and Results - Receiver radiated emissions.....	37
ANNEX A	Transmitter spurious emissions.....	40
ANNEX B	Receiver spurious emissions.....	83


1 Equipment (Test Item) Under Test

Description	Asthma Monitor AM3	
Model	AM3 Option BT+	
Additional Model(s)	None	
Brand Name(s)	None	
Serial Number(s)	None	
Hardware Version(s)	1.0	
Software Version(s)	9.40	
PMN	AM3	
HVIN	AM3 Option BT+	
FVIN	N/A	
HMN	N/A	
FCC-ID	2AAUFAM3G03	
IC	11335A-AM3G03	
Equipment type	End Product	
Radio type	Transceiver	
Assigned frequency bands	2400 - 2483.5 MHz	
Radio technology	Bluetooth	
Modulation	GFSK, PI/4-DQPSK, 8-DPSK	
Number of antenna ports	1	
Radio Module	Type	Bluetooth Classic / LE Module
	Model	BT121
	Manufacturer	Silicon Labs (former Blue Giga)
	HW Version	N/A
	SW Version	N/A
	FCC-ID	QOQBT121
	IC	5123A-BGTBT121
Antenna	Type	Integrated
	Model	BT121
	Manufacturer	Silicon Labs
	Gain	1 dBi
Supply Voltage	V_{NOM}	3.7 VDC
Operating Temperature	T_{NOM}	25 °C
AC/DC-Adaptor	Model	GTM41134-0606-1.0
	Vendor	GlobTek
	Input	100 – 240 VAC
	Output	5 VDC
Manufacturer	eResearchTechnology GmbH Sieboldstrasse 3 97230 Estenfeld Germany	


1.1 Photos – Equipment External





EUT TOP





EUT BOTTOM








1.2 Photos – Equipment Internal




BT module



1.3 Photos – Test Setup



AC Powerline Test Setup 2



1.4 Support Equipment

Product Type	Device	Manufacturer	Model	Comment
SIM	Communication Tester	R&S	CBT	
AE	Customer Notebook	HP	HP650G1-14	Used for EUT setup
Description:				
AE	Auxillary Equipment			
SIM	Simulator			
CBL	Connecting Cable			
Comment:				

1.5 Test Modes

Mode	Description
DH5 Single	Mode = Transmit Modulation = GFSK Spreading = None Packet type = DH5 Duty cycle = 78%
2-DH5 Single	Mode = Transmit Modulation = PI/4-DQPSK Spreading = None Packet type = 2-DH5 Duty cycle = 78%
3-DH5 Single	Mode = Transmit Modulation = 8-DPSK Spreading = None Packet type = 3-DH5 Duty cycle = 78%
Receive	Mode = Receive
Comment:	

1.6 Test Frequencies

Designator	Mode	Channel	Frequency [MHz]
F1	Tx / Rx	0	2402
F2	Tx / Rx	39	2441
F4	Tx / Rx	78	2480

1.7 Sample emission level calculation

The following is a description of terms and a sample calculation, as appears in the radiated emissions data table. The numbers used in the calculation are for example only. There is no direct correlation to the specific data taken for the product described in this document:

Reading:

This is the reading obtained on the spectrum analyzer in dBµV. Any external preamplifiers used are taken into account through internal analyzer settings.

A.F.:

This is the antenna factor for the receiving antenna. It is a conversion factor, which converts electric fields strengths to voltages, which can be measured directly on the spectrum analyzer. It is treated as a loss in dB. Cable losses have been included with the A.F. to simplify the calculations. The antenna factor is used in calculations as follows:

$$\text{Reading on Analyzer (dB}\mu\text{V)} + \text{A.F. (dB)} = \text{Net field strength (dB}\mu\text{V/m)}$$

Net:

This is the net field strength measurement (as shown above).

Limit:

This is the FCC Class B radiated emission limit (in units of dBµV/m). The FCC limits are given in units of µV/m. The following formula is used to convert the units of µV/m to dBµV/m:

$$\text{Limit (dB}\mu\text{V/m)} = 20 \cdot \log(\mu\text{V/m})$$

Margin:

This is the margin of compliance below the FCC limit. The units are given in dB. A negative margin indicates the emission was below the limit. A positive margin indicates that the emission exceeds the limit.

Example only:

Reading + AF	= Net Reading	:	Net reading	- FCC limit	= Margin
+21.5 dBµV	+ 26 dB = 47.5 dBµV/m	:	47.5 dBµV/m	- 57.0 dBµV/m	= -9.5 dB

2 Result Summary

FCC 47 CFR Part 15C, ISED RSS-247				
Product Standard Reference	Requirement	Reference Method	Result	Remarks
RSS-Gen 6.6	Occupied Bandwidth	ANSI C63.10	N/R	Informational only
FCC § 15.247(a)(1) ISED RSS-247 § 5.1	20 dB Bandwidth	ANSI C63.10	N/T	
FCC § 15.247(a)(1)(iii) ISED RSS-247 § 5.1	Number of hopping frequencies	ANSI C63.10	N/T	
FCC § 15.247(a)(1) ISED RSS-247 § 5.1	Frequency hopping channel separation	ANSI C63.10	N/T	
FCC § 15.247(a)(1)(iii) ISED RSS-247 § 5.1	Time of occupancy (Dwell time)	ANSI C63.10	N/T	
FCC § 15.247(b)(1) ISED RSS-247 § 5.4	Maximum peak conducted power	ANSI C63.10	N/T	
FCC § 15.207 ISED RSS-247 § 3.1	AC power line conducted emissions	ANSI C63.10	PASS	
FCC § 15.247(d) ISED RSS-247 § 5.5	Band edge compliance	ANSI C63.10	N/T	
FCC § 15.247(d) ISED RSS-247 § 5.5	Conducted spurious emissions	ANSI C63.10	N/T	
FCC § 15.247(d) FCC § 15.209 ISED RSS-GEN § 8.9	Transmitter radiated spurious emissions	ANSI C63.10	PASS	
ISED RSS-247 § 3.1	Receiver radiated spurious emissions	ANSI C63.10	PASS	
Comment:				

Possible Test Case Verdicts	
PASS	Test object does meet the requirements
FAIL	Test object does not meet the requirements
N/T	Required by standard but not tested
N/R	Not required by standard for the test object

3 Test Conditions and Results

3.1 Test Conditions and Results - Occupied bandwidth

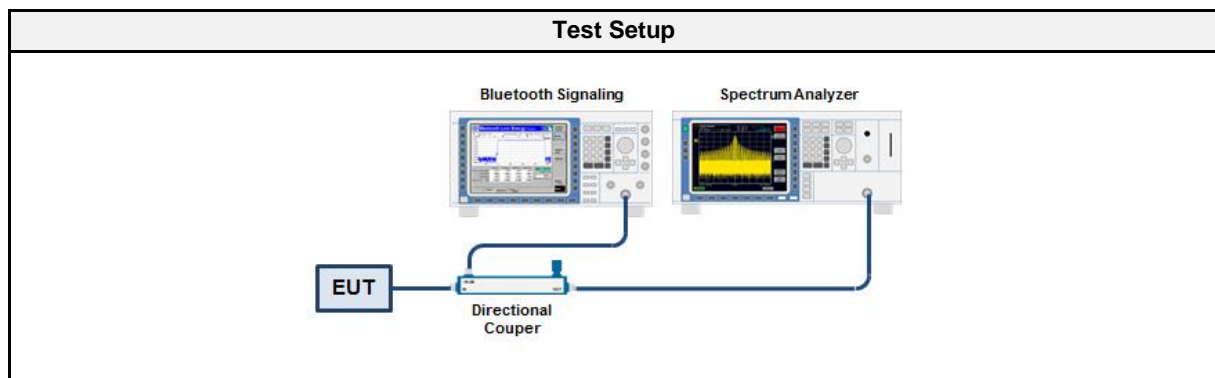
3.1.1 Information

Test Information	
Reference	ISED RSS-Gen 6.6
Measurement Method	ANSI C63.10 6.9.3
Operator	Sebastian Suckow
Date	2018-02-02

3.1.2 Limits

Limits
None (Informational only)

3.1.3 Setup



3.1.4 Equipment

Test Equipment					
Description	Manufacturer	Model	Identifier	Cal. Date	Cal. Due
Spectrum Analyzer	R&S	FSU 26	EF01003	2017-07	2018-07

3.1.5 Procedure

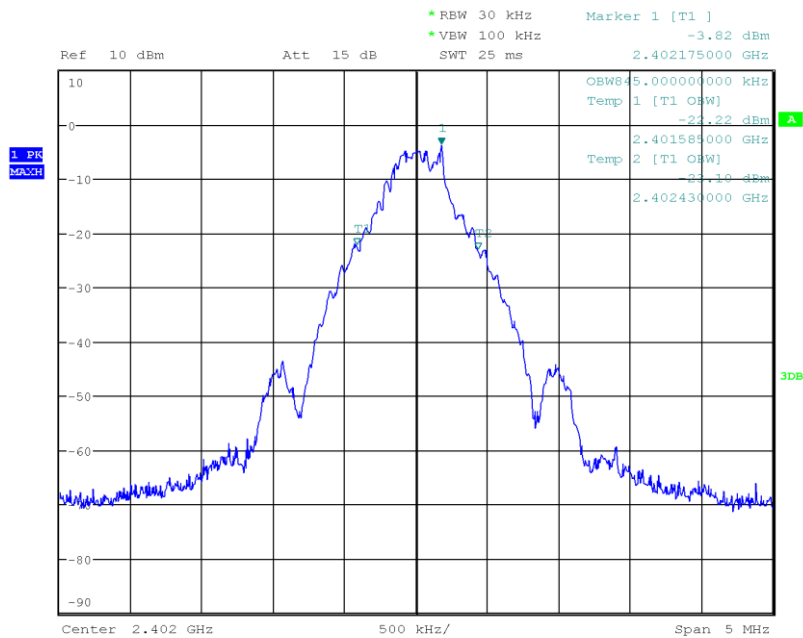
Test Procedure
<ol style="list-style-type: none"> 1. EUT transmitter is activated in test mode under normal conditions 2. The spectrum analyzer is set to peak detection and maximum hold with a span twice the emission spectrum 3. The resolution bandwidth is set to 1 % of the bandwidth 4. The occupied bandwidth is measured with the build-in analyzer function

3.1.6 Results

Test Results		
Mode	Frequency [MHz]	Bandwidth [MHz]
DH5	2402	0.845
DH5	2441	0.845
DH5	2480	0.840
2-DH5	2402	1.205
2-DH5	2441	1.200
2-DH5	2480	1.225
3-DH5	2402	1.200
3-DH5	2441	1.195
3-DH5	2480	1.220

Occupied Bandwidth

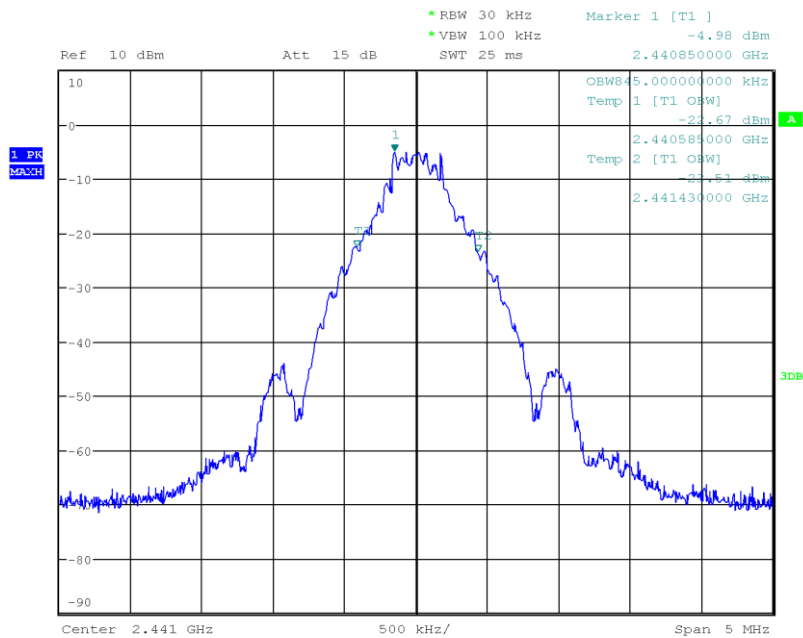
Project Number: G0M-1712-7109
 Applicant: eResearchTechnology GmbH
 Model Description: Asthma Monitor AM3
 Model: AM3 Option BT+
 Test Sample ID: 16944
 Reference Standards: FCC 15.247, RSS-247
 Reference Method: ANSI C63.10:2013, Section 6.9.3
 Operational Mode: DH5, Channel: 0, 2402 MHz
 Operating Conditions: Tnom/Vnom
 Operator: S. Suckow
 Test Site: Eurofins Product Service GmbH
 Test Date: 2018-02-02
 Occupied Bandwidth [MHz]: 0.845



Date: 2.FEB.2018 17:21:48

Occupied Bandwidth

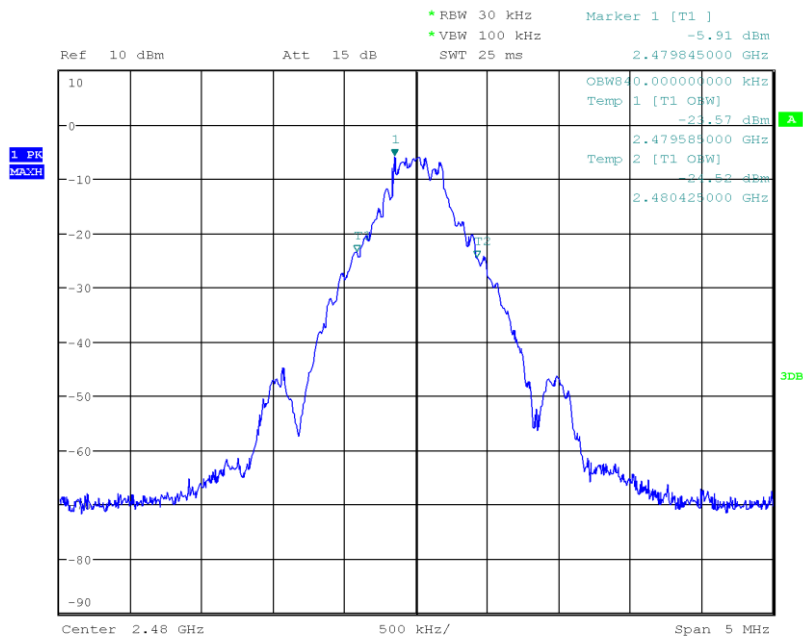
Project Number: G0M-1712-7109
 Applicant: eResearchTechnology GmbH
 Model Description: Asthma Monitor AM3
 Model: AM3 Option BT+
 Test Sample ID: 16944
 Reference Standards: FCC 15.247, RSS-247
 Reference Method: ANSI C63.10:2013, Section 6.9.3
 Operational Mode: DH5, Channel: 39, 2441 MHz
 Operating Conditions: Tnom/Vnom
 Operator: S. Suckow
 Test Site: Eurofins Product Service GmbH
 Test Date: 2018-02-02
 Occupied Bandwidth [MHz]: 0.845



Date: 2.FEB.2018 17:22:38

Occupied Bandwidth

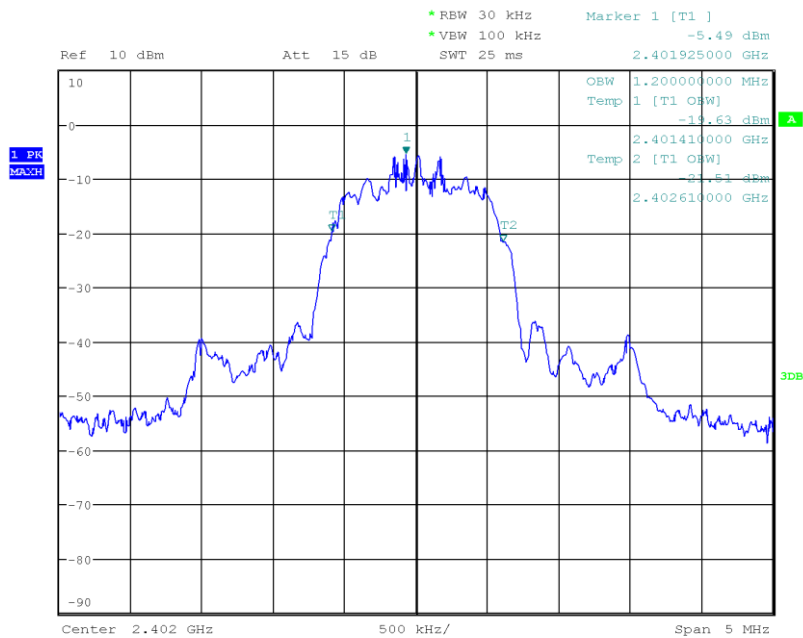
Project Number: G0M-1712-7109
 Applicant: eResearchTechnology GmbH
 Model Description: Asthma Monitor AM3
 Model: AM3 Option BT+
 Test Sample ID: 16944
 Reference Standards: FCC 15.247, RSS-247
 Reference Method: ANSI C63.10:2013, Section 6.9.3
 Operational Mode: DH5, Channel: 78, 2480 MHz
 Operating Conditions: Tnom/Vnom
 Operator: S. Suckow
 Test Site: Eurofins Product Service GmbH
 Test Date: 2018-02-02
 Occupied Bandwidth [MHz]: 0.840



Date: 2.FEB.2018 17:24:49

Occupied Bandwidth

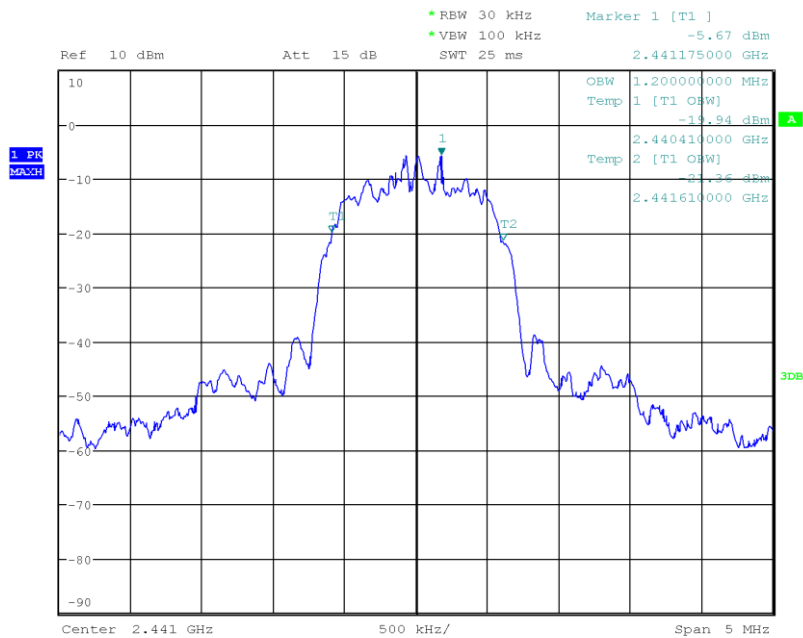
Project Number: G0M-1712-7109
 Applicant: eResearchTechnology GmbH
 Model Description: Asthma Monitor AM3
 Model: AM3 Option BT+
 Test Sample ID: 16944
 Reference Standards: FCC 15.247, RSS-247
 Reference Method: ANSI C63.10:2013, Section 6.9.3
 Operational Mode: 2-DH5, Channel: 0, 2402 MHz
 Operating Conditions: Tnom/Vnom
 Operator: S. Suckow
 Test Site: Eurofins Product Service GmbH
 Test Date: 2018-02-02
 Occupied Bandwidth [MHz]: 1.205



Date: 2.FEB.2018 17:25:50

Occupied Bandwidth

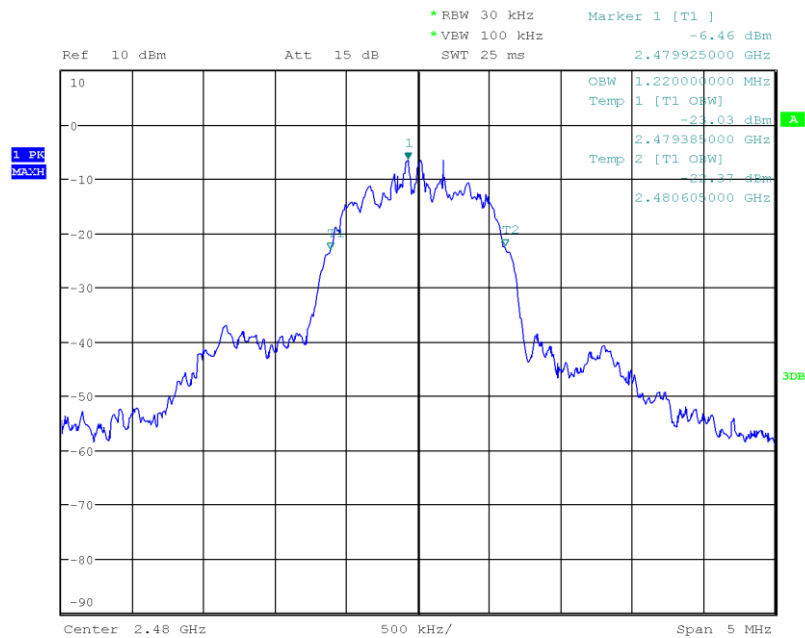
Project Number: G0M-1712-7109
 Applicant: eResearchTechnology GmbH
 Model Description: Asthma Monitor AM3
 Model: AM3 Option BT+
 Test Sample ID: 16944
 Reference Standards: FCC 15.247, RSS-247
 Reference Method: ANSI C63.10:2013, Section 6.9.3
 Operational Mode: 2-DH5, Channel: 39, 2441 MHz
 Operating Conditions: Tnom/Vnom
 Operator: S. Suckow
 Test Site: Eurofins Product Service GmbH
 Test Date: 2018-02-02
 Occupied Bandwidth [MHz]: 1.200



Date: 2.FEB.2018 17:26:38

Occupied Bandwidth

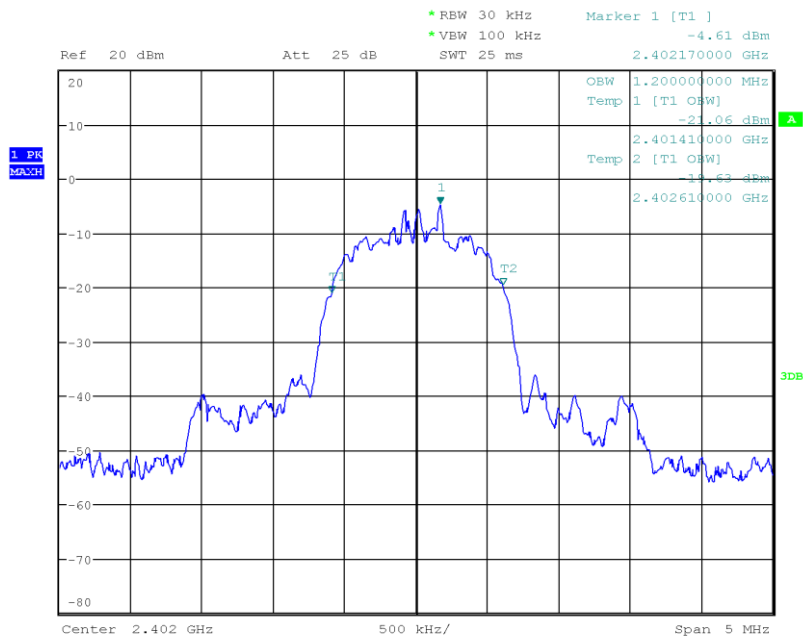
Project Number: G0M-1712-7109
 Applicant: eResearchTechnology GmbH
 Model Description: Asthma Monitor AM3
 Model: AM3 Option BT+
 Test Sample ID: 16944
 Reference Standards: FCC 15.247, RSS-247
 Reference Method: ANSI C63.10:2013, Section 6.9.3
 Operational Mode: 2-DH5, Channel: 78, 2480 MHz
 Operating Conditions: Tnom/Vnom
 Operator: S. Suckow
 Test Site: Eurofins Product Service GmbH
 Test Date: 2018-02-02
 Occupied Bandwidth [MHz]: 1.225



Date: 2.FEB.2018 17:27:31

Occupied Bandwidth

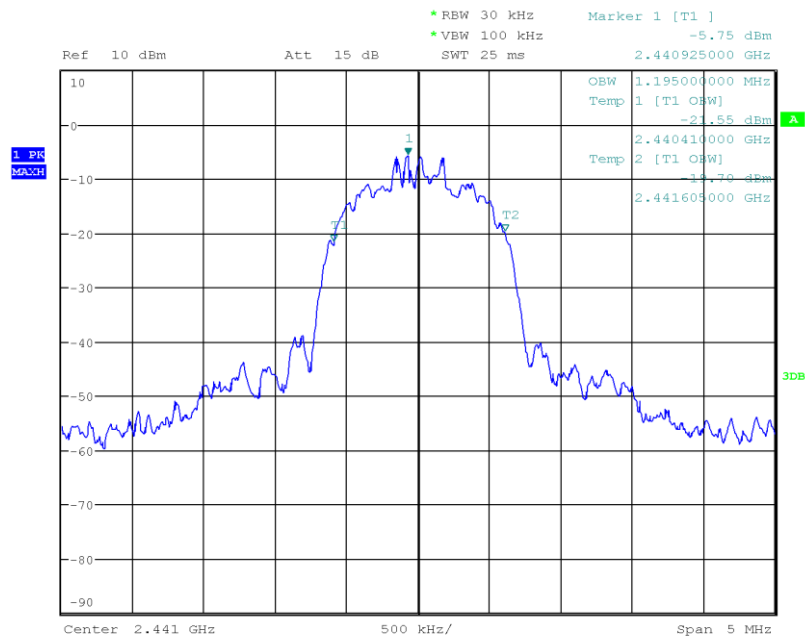
Project Number: G0M-1712-7109
 Applicant: eResearchTechnology GmbH
 Model Description: Asthma Monitor AM3
 Model: AM3 Option BT+
 Test Sample ID: 16944
 Reference Standards: FCC 15.247, RSS-247
 Reference Method: ANSI C63.10:2013, Section 6.9.3
 Operational Mode: 3-DH5, Channel: 0, 2402 MHz
 Operating Conditions: Tnom/Vnom
 Operator: S. Suckow
 Test Site: Eurofins Product Service GmbH
 Test Date: 2018-02-02
 Occupied Bandwidth [MHz]: 1.200



Date: 2.FEB.2018 17:28:31

Occupied Bandwidth

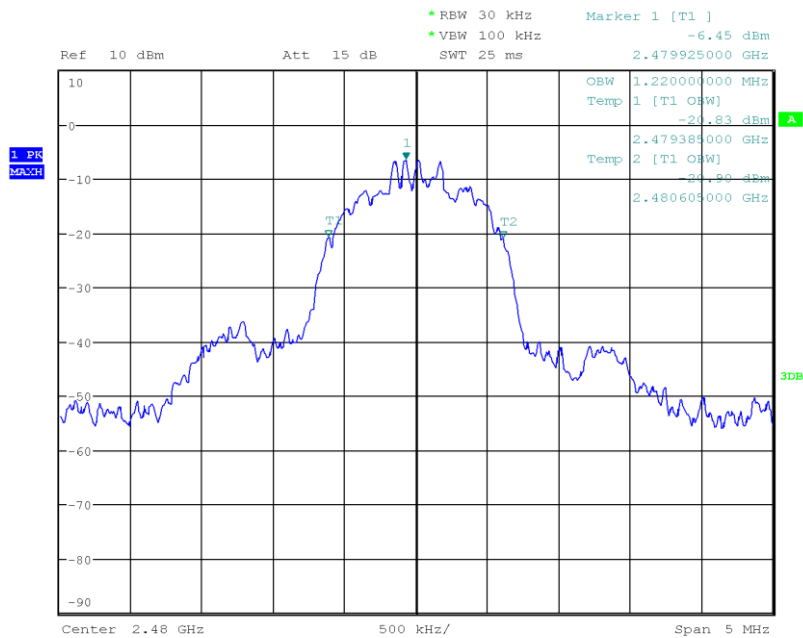
Project Number: G0M-1712-7109
 Applicant: eResearchTechnology GmbH
 Model Description: Asthma Monitor AM3
 Model: AM3 Option BT+
 Test Sample ID: 16944
 Reference Standards: FCC 15.247, RSS-247
 Reference Method: ANSI C63.10:2013, Section 6.9.3
 Operational Mode: 3-DH5, Channel: 39, 2441 MHz
 Operating Conditions: Tnom/Vnom
 Operator: S. Suckow
 Test Site: Eurofins Product Service GmbH
 Test Date: 2018-02-02
 Occupied Bandwidth [MHz]: 1.195



Date: 2.FEB.2018 17:29:30

Occupied Bandwidth

Project Number: G0M-1712-7109
 Applicant: eResearchTechnology GmbH
 Model Description: Asthma Monitor AM3
 Model: AM3 Option BT+
 Test Sample ID: 16944
 Reference Standards: FCC 15.247, RSS-247
 Reference Method: ANSI C63.10:2013, Section 6.9.3
 Operational Mode: 3-DH5, Channel: 78, 2480 MHz
 Operating Conditions: Tnom/Vnom
 Operator: S. Suckow
 Test Site: Eurofins Product Service GmbH
 Test Date: 2018-02-02
 Occupied Bandwidth [MHz]: 1.220



Date: 2.FEB.2018 17:30:43

3.2 Test Conditions and Results - AC powerline conducted emissions

3.2.1 Information

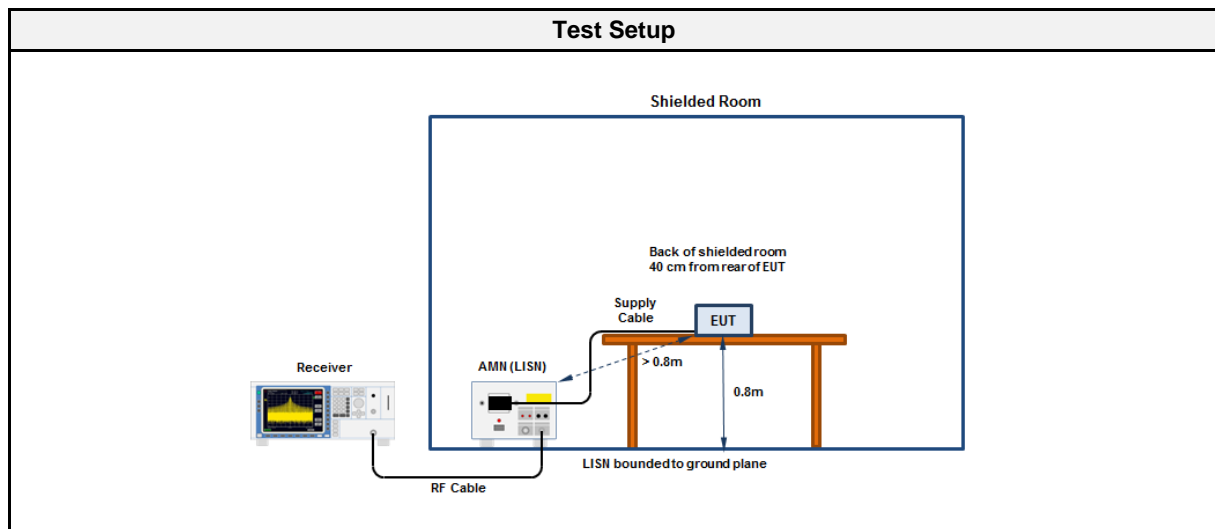
Test Information	
Reference	FCC 15.207
Measurement Method	ANSI C63.10 6.2
Operator	Sebastian Suckow
Date	2018-02-05

3.2.2 Limits

Limits		
Frequency [MHz]	Quasi-Peak [dB μ V]	Average [dB μ V]
0.15 - 0.5	66 - 56*	56 - 46*
0.5 - 5	56	46
5 - 30	60	50

* Limit decreases linearly with the logarithm of the frequency

3.2.3 Setup



3.2.4 Equipment

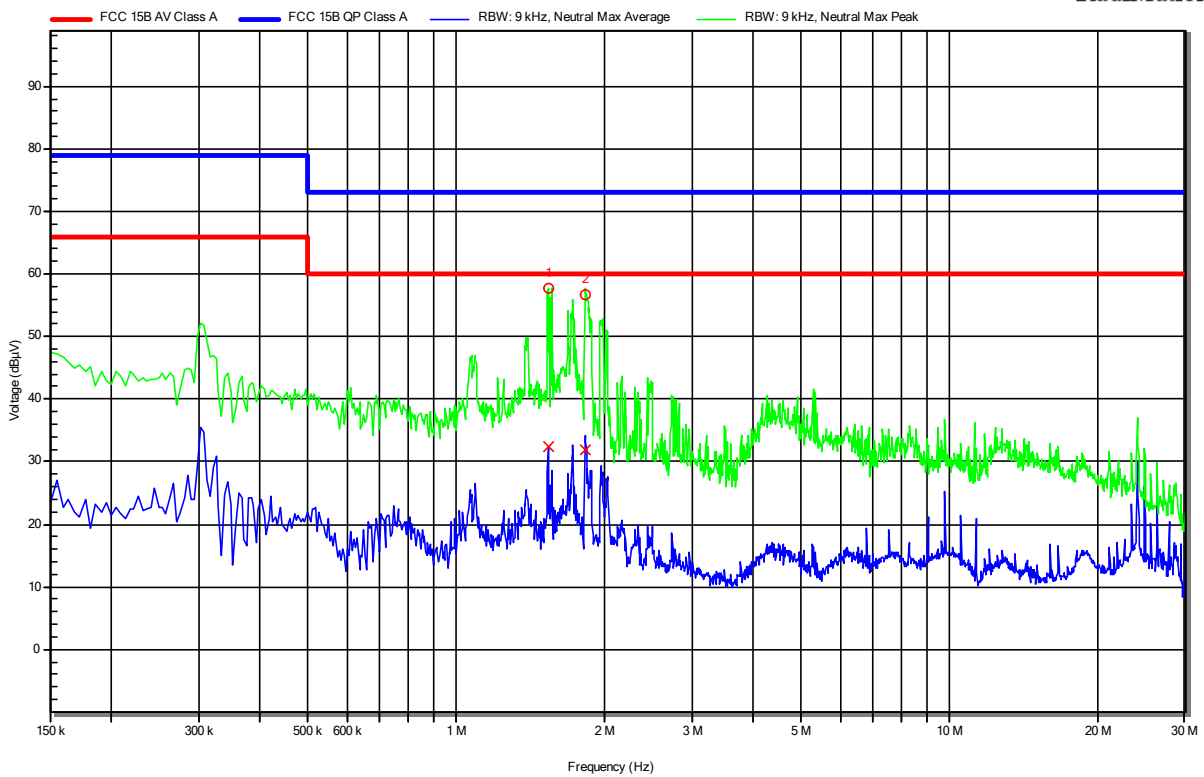
Test Equipment					
Description	Manufacturer	Model	Identifier	Cal. Date	Cal. Due
EMI Receiver	R&S	ESU 26	EF00241	2017-07	2019-07
LISN	R&S	ESH2-Z5	EF00182	2017-01	2019-01

EMI voltage test in the ac-mains according to FCC 15B

Project number: G0M-1712-7109

Applicant: eResearchTechnology GmbH
 EUT Name: Asthma Monitor AM3
 Model: AM3 Option BT+
 Test Site: Eurofins Product Service GmbH
 Operator: Mr. Suckow
 Test Conditions: Tnom: 23.5°C, Unom: 3.7 VDC
 LISN: ESH2-Z5 N
 Mode: BT 3DH5 2402 MHz
 Test Date: 2018-02-05
 Note:

Index 1



Peak Number	Frequency
1	1.536 MHz
2	1.833 MHz

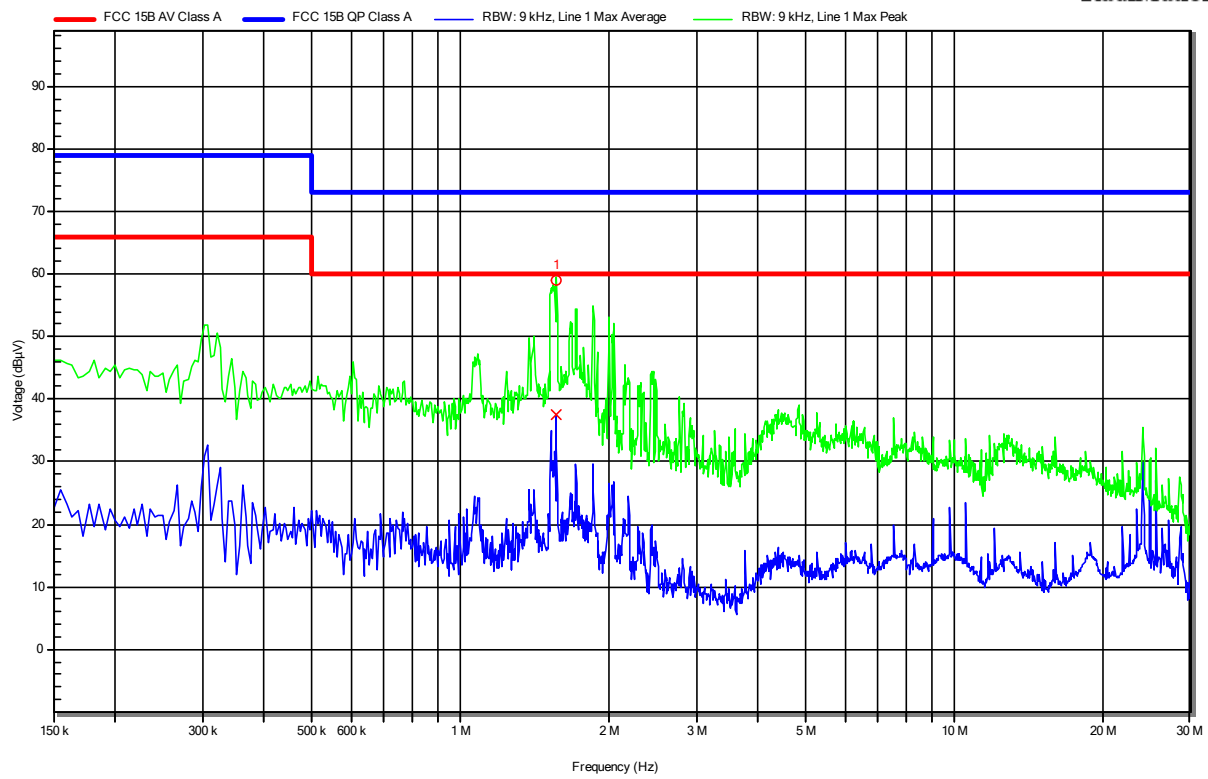
Peak Number	Frequency	Average	Average Limit	Average Difference	Average Status
1	1.536 MHz	32.37 dBµV	60 dBµV	-27.63 dB	Pass
2	1.833 MHz	31.86 dBµV	60 dBµV	-28.14 dB	Pass

EMI voltage test in the ac-mains according to FCC 15B

Project number: G0M-1712-7109

Applicant: eResearchTechnology GmbH
 EUT Name: Asthma Monitor AM3
 Model: AM3 Option BT+
 Test Site: Eurofins Product Service GmbH
 Operator: Mr. Suckow
 Test Conditions: Tnom: 23.5°C, Unom: 3.7 VDC
 LISN: ESH2-Z5 L
 Mode: BT 3DH5 2402 MHz
 Test Date: 2018-02-05
 Note:

Index 2



Peak Number	Frequency	Average	Average Limit	Average Difference	Average Status
1	1.563 MHz	37.45 dBµV	60 dBµV	-22.55 dB	Pass

3.3 Test Conditions and Results - Transmitter radiated emissions

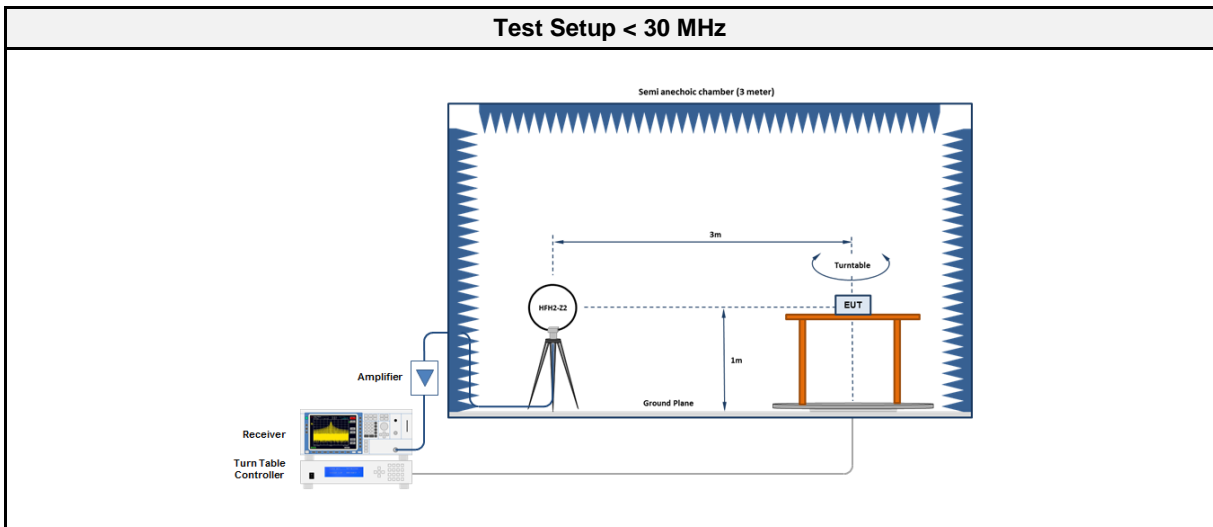
3.3.1 Information

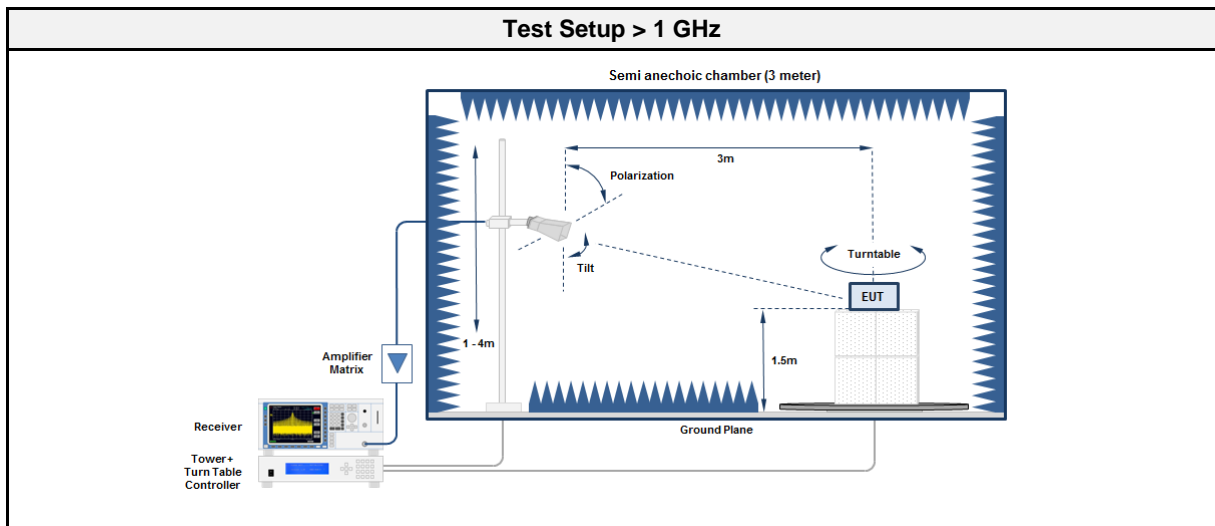
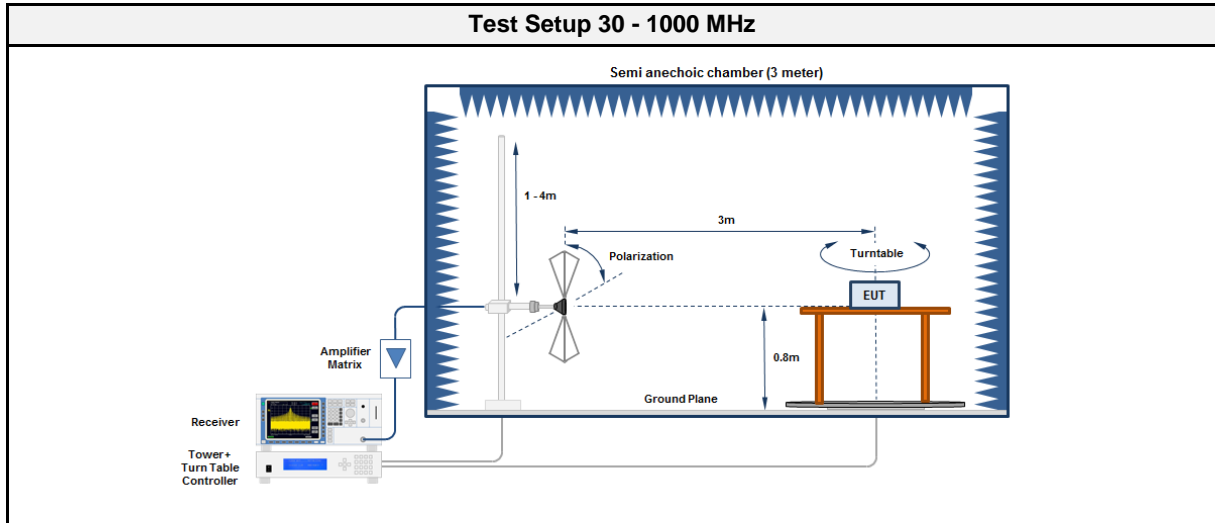
Test Information	
Reference	FCC 15.247(d) / ISED RSS-GEN 8.9
Measurement Method	ANSI C63.10 6.4, 6.5, 6.6
Operator	Sebastian Suckow
Date	2018-01-29 – 2018-02-20

3.3.2 Limits

Limits			
Frequency [MHz]	Detector	Field strength [dB μ V/m]	Measurement distance [m]
0.009 - 0.09	Average	2400/F[kHz]	300
0.09 - 0.110	Quasi-Peak	2400/F[kHz]	300
0.110 - 0.490	Average	2400/F[kHz]	300
0.490 - 1.705	Quasi-Peak	24000/F[kHz]	30
1.705 - 30.0	Quasi-Peak	30	30
30 - 88	Quasi-Peak	100	3
88 - 216	Quasi-Peak	150	3
216 - 960	Quasi-Peak	200	3
960 - 1000	Quasi-Peak	500	3
>1000	Average	500	3

3.3.3 Setup





3.3.4 Equipment

Test Equipment < 30 MHz					
Description	Manufacturer	Model	Identifier	Cal. Date	Cal. Due
Anechoic Chamber	Frankonia	AC1	EF00062	-	-
Loop Antenna	R&S	HFH2-Z2	EF00184	2017-12	2019-12
Measurement Receiver	Agilent	N9038A-526/WXP	EF01070	2017-08	2018-08

Test Equipment 30 - 1000 MHz					
Description	Manufacturer	Model	Identifier	Cal. Date	Cal. Due
Anechoic Chamber	Frankonia	AC1	EF00062	-	-
Measurement Receiver	Agilent	N9038A-526/WXP	EF01070	2017-08	2018-08
Antenna	R&S	HK 116	EF00012	2016-05	2019-05
Antenna	R&S	HL 223	EF00187	2016-05	2019-05

Test Equipment > 1 GHz					
Description	Manufacturer	Model	Identifier	Cal. Date	Cal. Due
Anechoic Chamber	Frankonia	AC1	EF00062	-	-
Measurement Receiver	Agilent	N9038A-526/WXP	EF01070	2017-08	2018-08
Antenna	R&S	BBHA 9120D	EF01153	2017-08	2018-08
Antenna	Amplifier Research	AT4560	EF01152	2017-10	2018-10

3.3.5 Procedure

Test Procedure < 30 MHz
<ol style="list-style-type: none"> 1. EUT is placed on a non conducting support at the center of a turn table 0.8 m above the ground 2. EUT set to test mode 3. The EUT is rotated through 360° 4. The emissions are measured with peak detector and max hold 5. All significant emissions are measured again using the corresponding final detector

Test Procedure 30 - 1000 MHz
<ol style="list-style-type: none"> 1. EUT is placed on a non conducting support at the center of a turn table 0.8 m above the ground 2. EUT set to test mode 3. The receiver is set to peak detection with max hold 4. The EUT is rotated through 360° and the height of the antenna is varied from 1 m to 4 m 5. All significant emissions are measured again using the corresponding final detector

Test Procedure > 1 GHz
<ol style="list-style-type: none"> 1. EUT is placed on a non conducting support at the center of a turn table 1.5 m above the ground 2. EUT set to test mode 3. The receiver is set to peak detection with max hold 4. The EUT is rotated through 360° and the height of the antenna is varied from 1 m to 4 m 5. All significant emissions are measured again using the corresponding final detector

3.3.6 Results

Test Results						
Channel [MHz]	Emission [MHz]	Level [dB μ V/m]	Det.	Pol.	Limit [dB μ V/m]	Margin [dB]
2402	2370	53.70	pk	ver	74.00	-20.30
2402	2370	28.65	avg	ver	54.00	-25.35
2402	2371	50.57	pk	hor	74.00	-23.43
2402	2371	27.68	avg	hor	54.00	-26.32
2402	2377	51.98	pk	hor	74.00	-22.02
2402	2377	29.41	avg	hor	54.00	-24.59
2402	2377	55.41	pk	ver	74.00	-18.59
2402	2377	31.29	avg	ver	54.00	-22.71
2402	4800	43.62	pk	hor	74.00	-30.38
2441	2304	51.62	pk	ver	95.00	-43.38
2441	2304	26.14	avg	ver	54.00	-23.86
2441	2371	54.05	pk	ver	74.00	-19.95
2441	2371	28.22	avg	ver	54.00	-25.78
2441	4880	47.93	pk	hor	74.00	-26.07
2441	7320	49.24	pk	hor	74.00	-24.76
2480	2304	47.59	pk	ver	95.00	-47.41
2480	2304	25.73	avg	ver	54.00	-24.27
2480	2371	54.20	pk	ver	74.00	-19.80
2480	2371	26.64	avg	ver	54.00	-27.36
2480	2484	58.63	pk	hor	74.00	-15.37
2480	2484	42.37	avg	hor	54.00	-11.63
2480	2484	61.20	pk	ver	74.00	-12.80
2480	2484	48.32	avg	ver	54.00	-05.68
2480	2488	54.06	pk	hor	74.00	-19.94
2480	2488	48.39	avg	hor	54.00	-05.61
2480	4960	48.47	pk	hor	74.00	-25.53
2480	7440	49.27	pk	hor	74.00	-24.73

3.4 Test Conditions and Results - Receiver radiated emissions

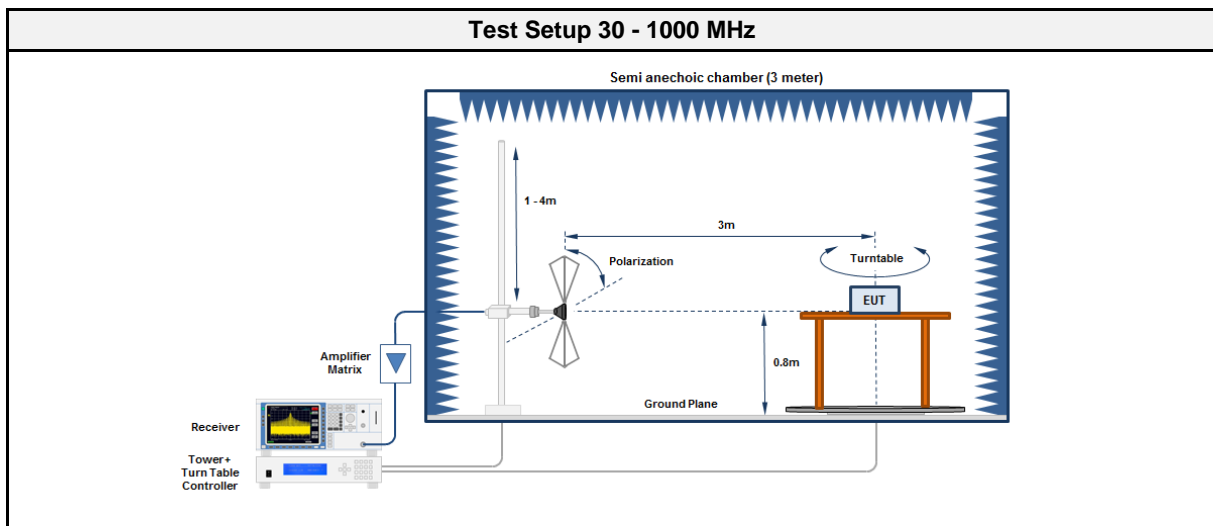
3.4.1 Information

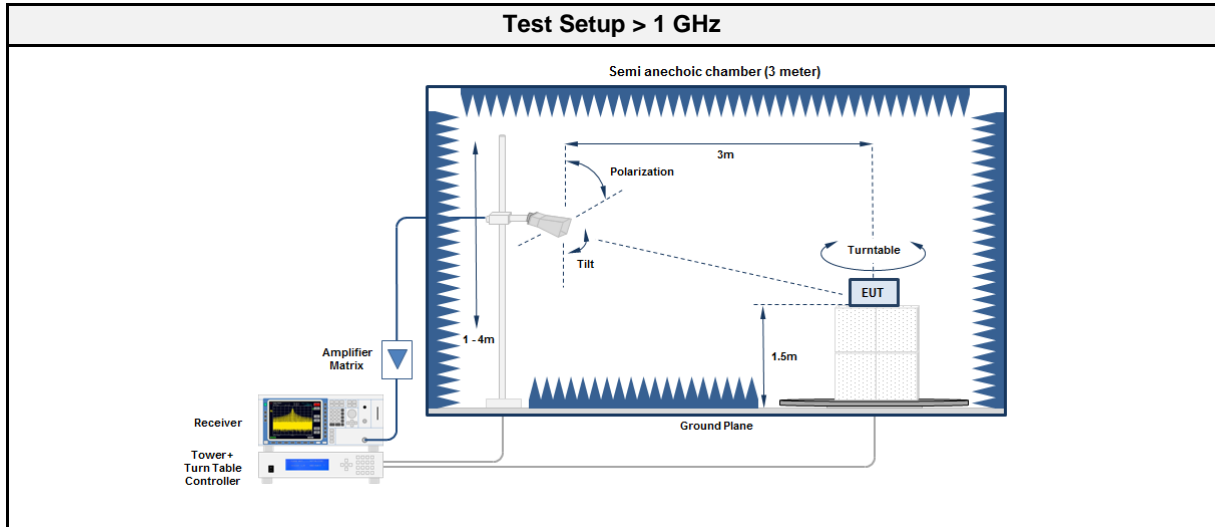
Test Information	
Reference	ISED RSS-247 3.1
Measurement Method	ANSI C63.10 6.5, 6.6
Operator	Sebastian Suckow
Date	2018-01-29 – 2018-02-02

3.4.2 Limits

Limits			
Frequency [MHz]	Detector	Field strength [dB μ V/m]	Measurement distance [m]
30 - 88	Quasi-Peak	100	3
88 - 216	Quasi-Peak	150	3
216 - 960	Quasi-Peak	200	3
960 - 1000	Quasi-Peak	500	3
>1000	Average	500	3

3.4.3 Setup





3.4.4 Equipment

Test Equipment < 30 MHz					
Description	Manufacturer	Model	Identifier	Cal. Date	Cal. Due
Anechoic Chamber	Frankonia	AC1	EF00062	-	-
Loop Antenna	R&S	HFH2-Z2	EF00184	2017-12	2019-12
Measurement Receiver	Agilent	N9038A-526/WXP	EF01070	2017-08	2018-08

Test Equipment 30 - 1000 MHz					
Description	Manufacturer	Model	Identifier	Cal. Date	Cal. Due
Anechoic Chamber	Frankonia	AC1	EF00062	-	-
Measurement Receiver	Agilent	N9038A-526/WXP	EF01070	2017-08	2018-08
Antenna	R&S	HK 116	EF00012	2016-05	2019-05
Antenna	R&S	HL 223	EF00187	2016-05	2019-05

Test Equipment > 1 GHz					
Description	Manufacturer	Model	Identifier	Cal. Date	Cal. Due
Anechoic Chamber	Frankonia	AC1	EF00062	-	-
Measurement Receiver	Agilent	N9038A-526/WXP	EF01070	2017-08	2018-08
Antenna	R&S	BBHA 9120D	EF01153	2017-08	2018-08
Antenna	Amplifier Research	AT4560	EF01152	2017-10	2018-10

3.4.5 Procedure

Test Procedure 30 - 1000 MHz
1. EUT is placed on a non conducting support at the center of a turn table 0.8 m above the ground 2. EUT set to test mode 3. The receiver is set to peak detection with max hold 4. The EUT is rotated through 360° and the height of the antenna is varied from 1 m to 4 m 5. All significant emissions are measured again using the corresponding final detector

Test Procedure > 1 GHz
1. EUT is placed on a non conducting support at the center of a turn table 1.5 m above the ground 2. EUT set to test mode 3. The receiver is set to peak detection with max hold 4. The EUT is rotated through 360° and the height of the antenna is varied from 1 m to 4 m 5. All significant emissions are measured again using the corresponding final detector

3.4.6 Results

Test Results						
Channel [MHz]	Emission [MHz]	Level [dB μ V/m]	Det.	Pol.	Limit [dB μ V/m]	Margin [dB]
2402 - 2480	7936	49.96	pk	ver	53.98	-04.02

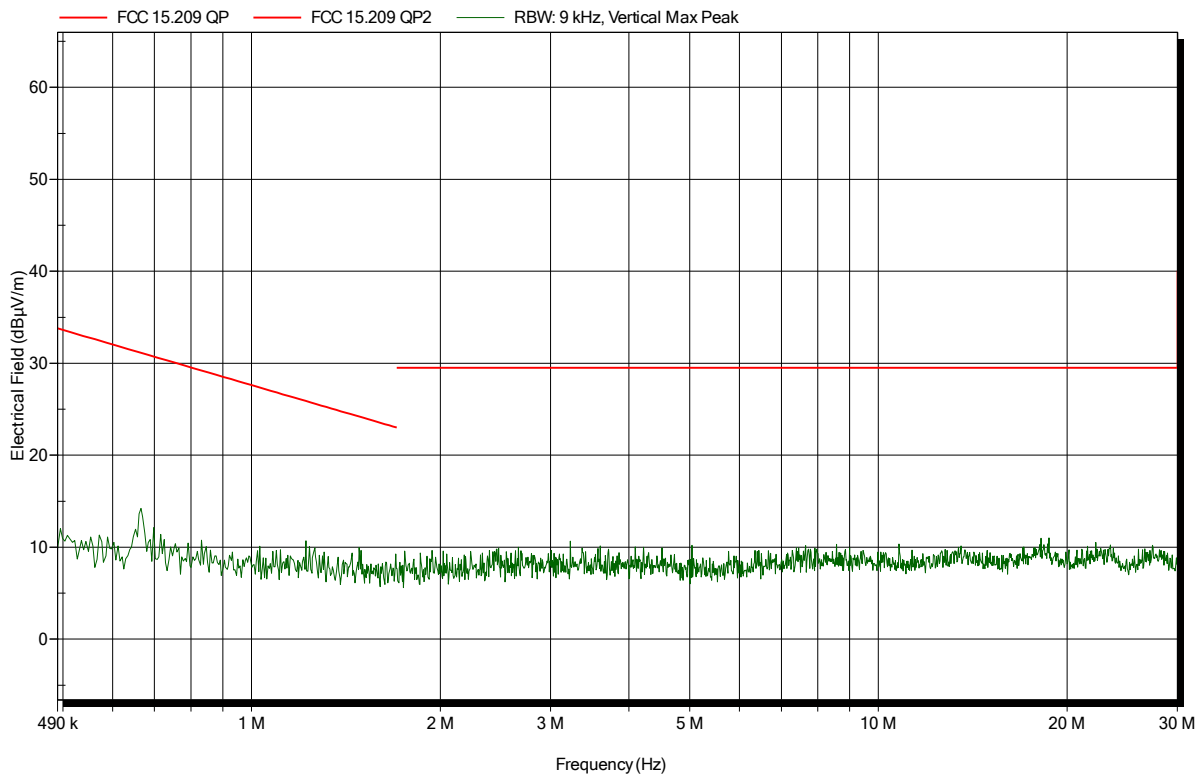
ANNEX A Transmitter spurious emissions

Spurious emissions according to FCC 15.247

Project number: G0M-1712-7109

Applicant: eResearchTechnology GmbH
 EUT Name: Asthma Monitor AM3
 Model: AM3 Option BT+
 Test Site: Eurofins Product Service GmbH
 Operator: Mr. Suckow
 Test Conditions: Tnom: 23°C, Vnom: 3.7 VDC
 Antenna: Rohde & Schwarz HFH 2-Z2
 Measurement distance: 10 m converted to 30 m
 Mode: TX; BT 3DH5 2402 MHz
 Test Date: 2018-02-20
 Note:

Index 1

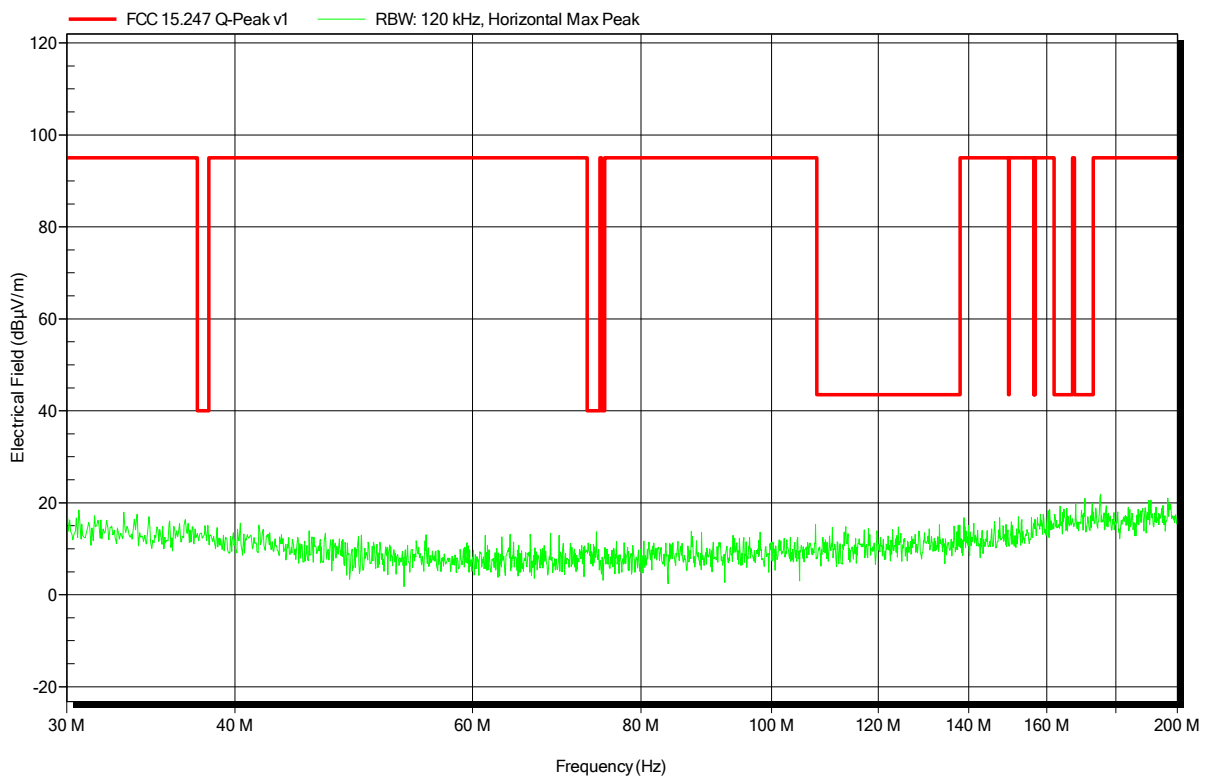


Spurious emissions according to FCC 15.247

Project number: G0M-1712-7109

Applicant: eResearchTechnology GmbH
 EUT Name: Asthma Monitor AM3
 Model: AM3 Option BT+
 Test Site: Eurofins Product Service GmbH
 Operator: Mr. Suckow
 Test Conditions: Tnom: 24°C, Vnom: 3.7 VDC
 Antenna: Rohde & Schwarz HK 116, Horizontal
 Measurement distance: 3 m
 Mode: TX; BT 3DH5 2402 MHz
 Test Date: 2018-02-02
 Note:

Index 14

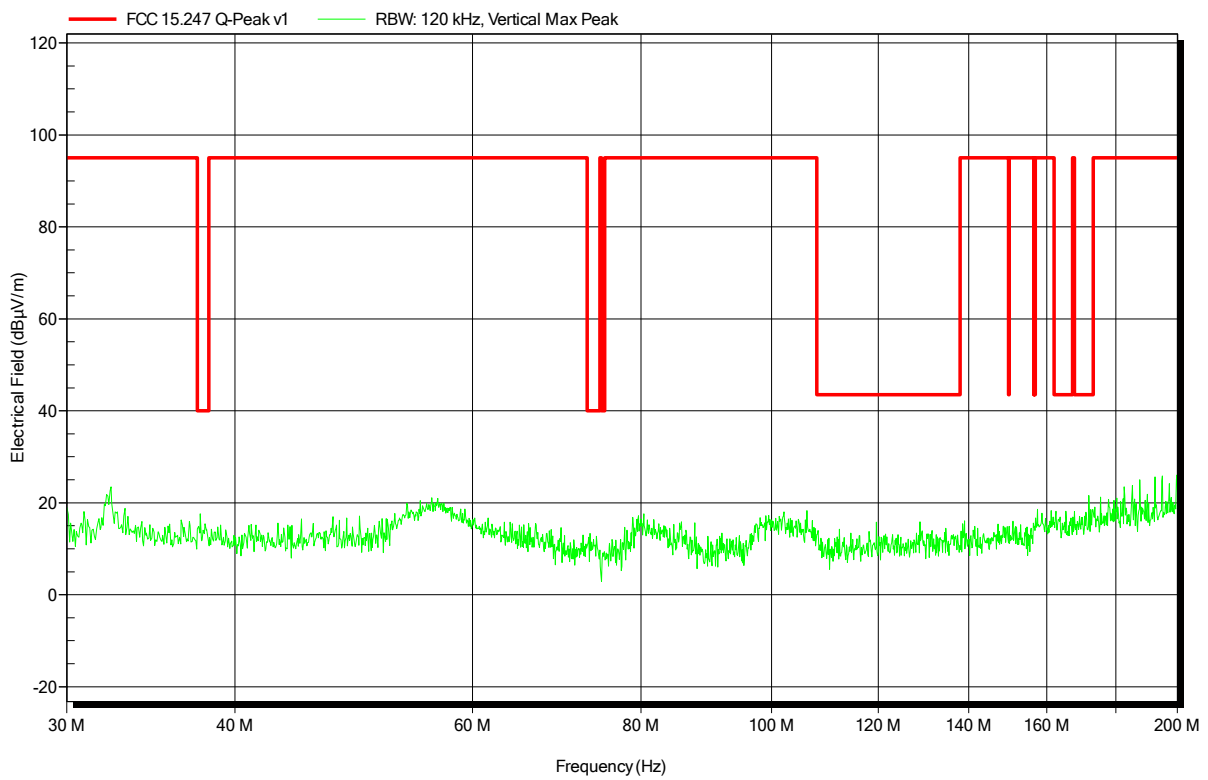


Spurious emissions according to FCC 15.247

Project number: G0M-1712-7109

Applicant: eResearchTechnology GmbH
 EUT Name: Asthma Monitor AM3
 Model: AM3 Option BT+
 Test Site: Eurofins Product Service GmbH
 Operator: Mr. Suckow
 Test Conditions: Tnom: 24°C, Vnom: 3.7 VDC
 Antenna: Rohde & Schwarz HK 116, Vertical
 Measurement distance: 3 m
 Mode: TX; BT 3DH5 2402 MHz
 Test Date: 2018-02-02
 Note:

Index 13

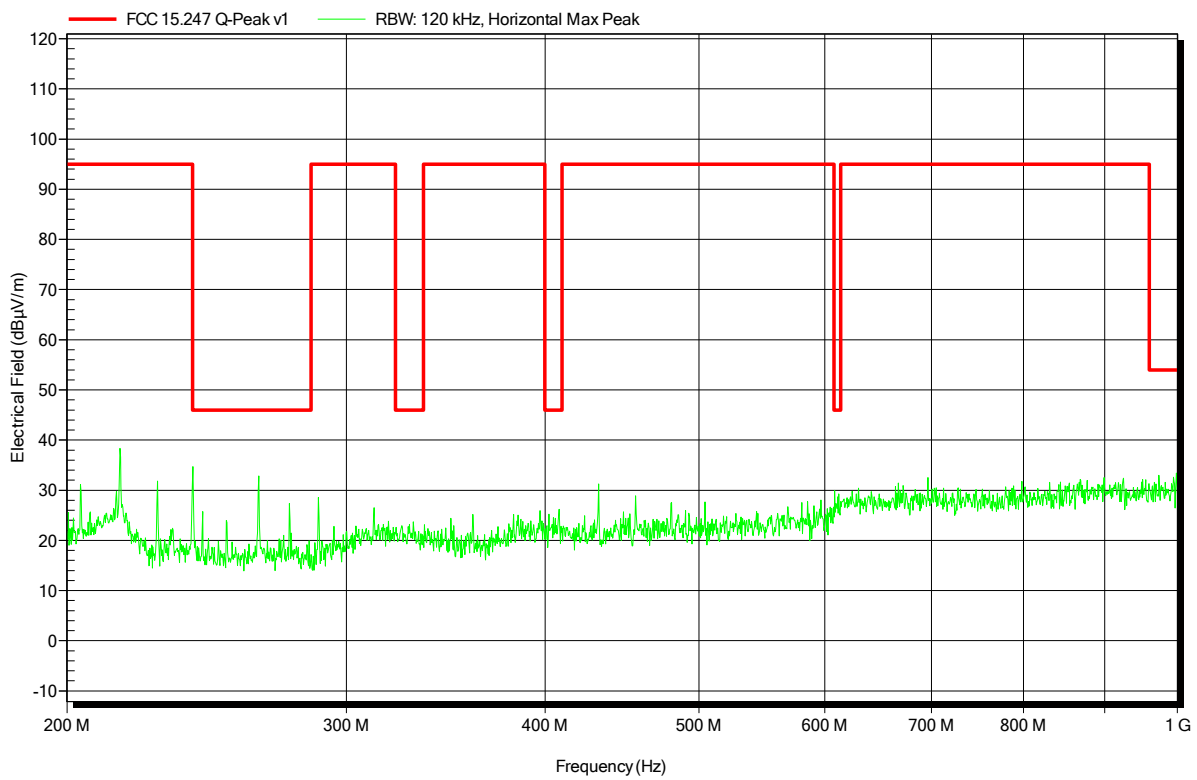


Spurious emissions according to FCC 15.247

Project number: G0M-1712-7109

Applicant: eResearchTechnology GmbH
 EUT Name: Asthma Monitor AM3
 Model: AM3 Option BT+
 Test Site: Eurofins Product Service GmbH
 Operator: Mr. Suckow
 Test Conditions: Tnom: 24°C, Vnom: 3.7 VDC
 Antenna: Rohde & Schwarz HL 223, Horizontal
 Measurement distance: 3 m
 Mode: TX; BT 3DH5 2402 MHz
 Test Date: 2018-02-02
 Note:

Index 2

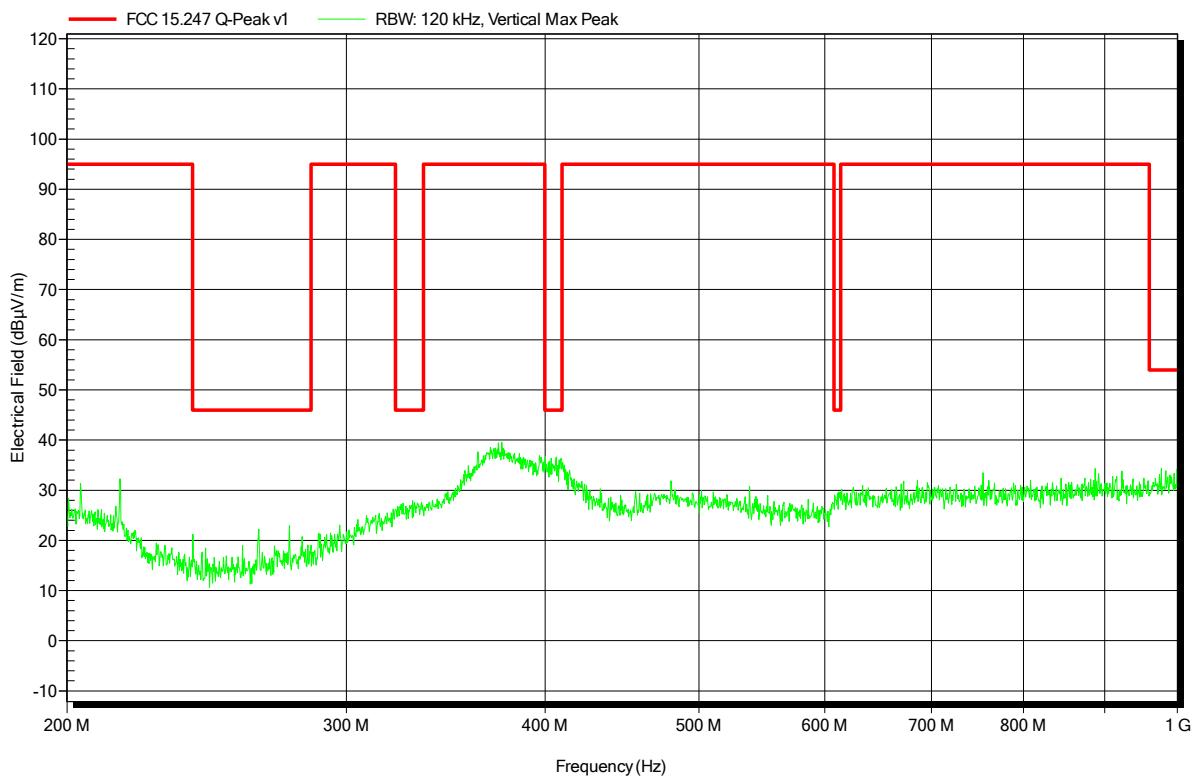


Spurious emissions according to FCC 15.247

Project number: G0M-1712-7109

Applicant: eResearchTechnology GmbH
 EUT Name: Asthma Monitor AM3
 Model: AM3 Option BT+
 Test Site: Eurofins Product Service GmbH
 Operator: Mr. Suckow
 Test Conditions: Tnom: 24°C, Vnom: 3.7 VDC
 Antenna: Rohde & Schwarz HL 223, Vertical
 Measurement distance: 3 m
 Mode: TX; BT 3DH5 2402 MHz
 Test Date: 2018-02-02
 Note:

Index 3

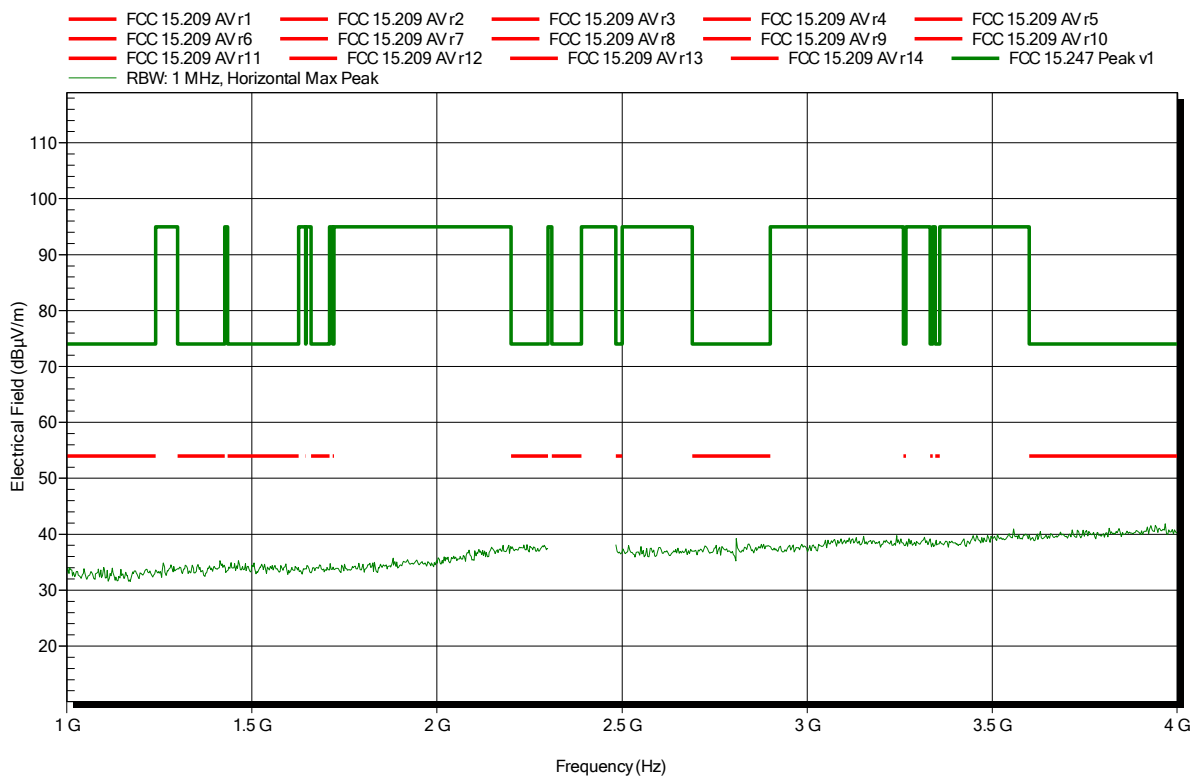


Spurious emissions according to FCC part 15 Subpart C § 15.247

Project number: G0M-1712-7109

Applicant: eResearchTechnology GmbH
 EUT Name: Asthma Monitor AM3
 Model: AM3 Option BT+
 Test Site: Eurofins Product Service GmbH
 Operator: Sebastian Suckow
 Test Conditions: Tnom: 24°C, Vnom: 3.7 VDC
 Antenna: Schwarzbeck BBHA 9120D, Horizontal
 Measurement distance: 3 m
 Mode: TX; BT 3DH5 2402 MHz
 Test Date: 2018-01-30
 Note:

Index 18

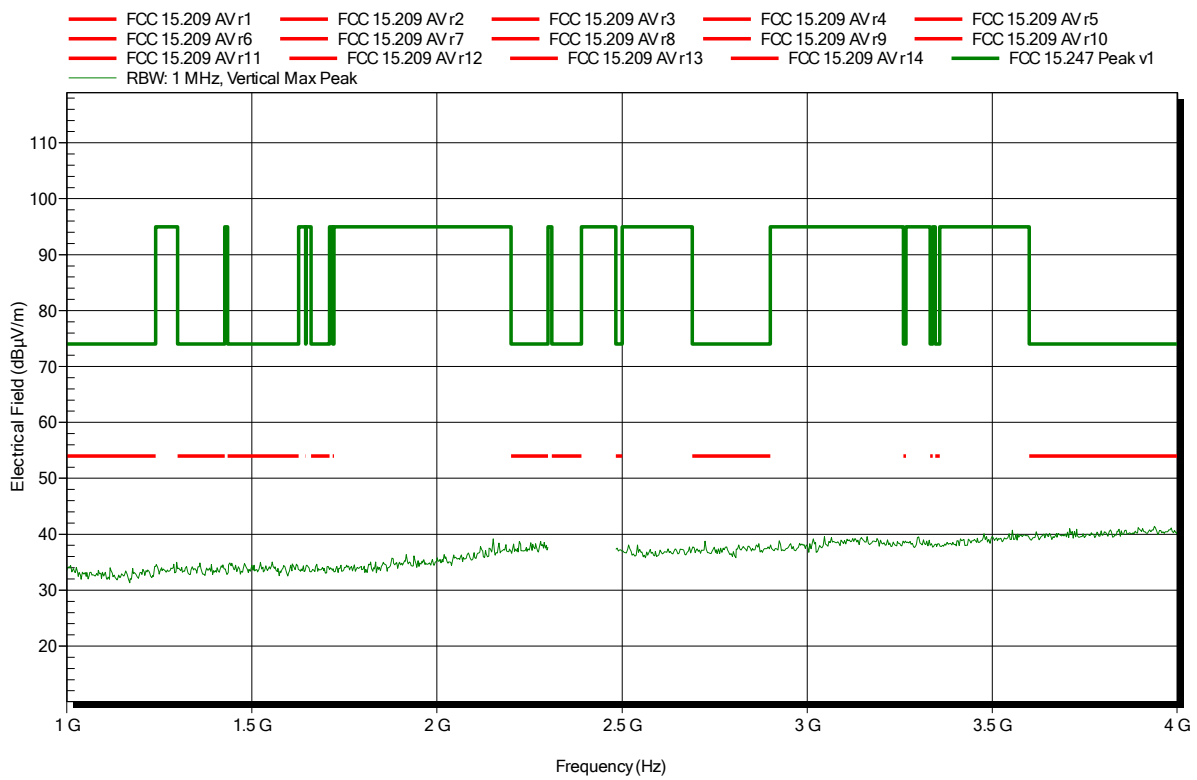


Spurious emissions according to FCC part 15 Subpart C § 15.247

Project number: G0M-1712-7109

Applicant: eResearchTechnology GmbH
 EUT Name: Asthma Monitor AM3
 Model: AM3 Option BT+
 Test Site: Eurofins Product Service GmbH
 Operator: Sebastian Suckow
 Test Conditions: Tnom: 24°C, Vnom: 3.7 VDC
 Antenna: Schwarzbeck BBHA 9120D, Vertical
 Measurement distance: 3 m
 Mode: TX; BT 3DH5 2402 MHz
 Test Date: 2018-01-30
 Note:

Index 10

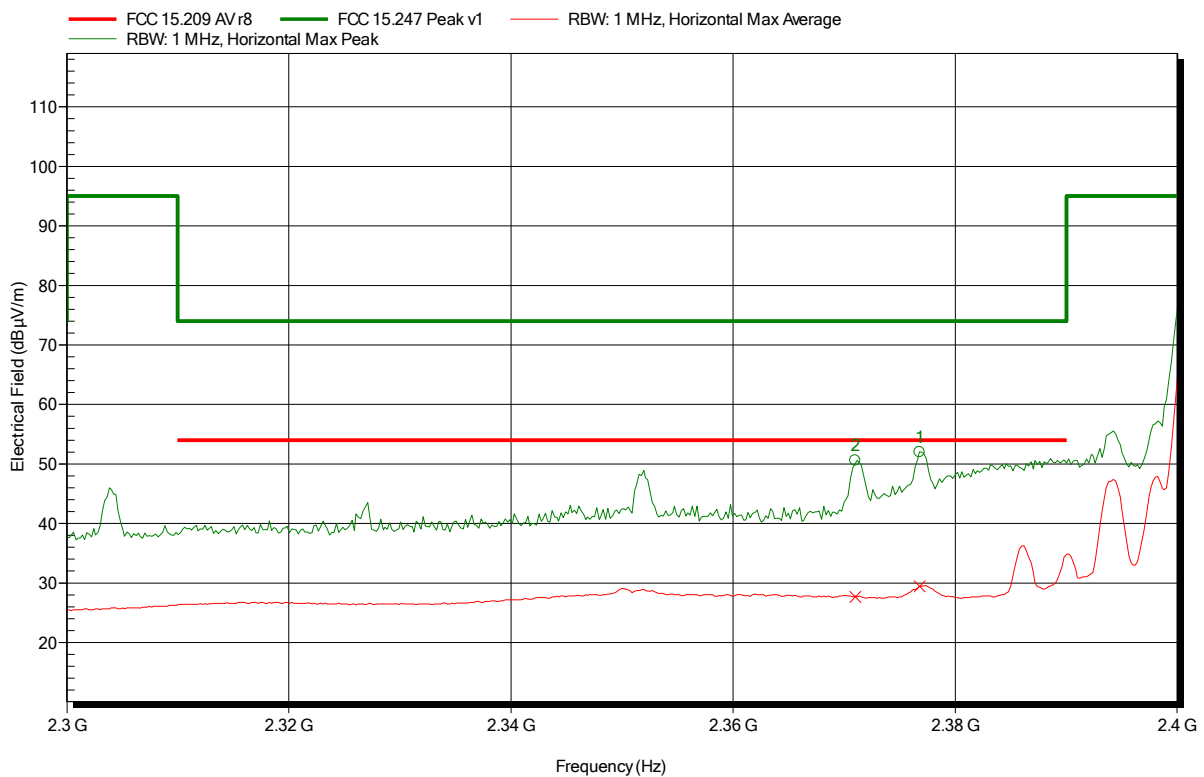


Spurious emissions according to FCC part 15 Subpart C § 15.247

Project number: G0M-1712-7109

Applicant: eResearchTechnology GmbH
 EUT Name: Asthma Monitor AM3
 Model: AM3 Option BT+
 Test Site: Eurofins Product Service GmbH
 Operator: Sebastian Suckow
 Test Conditions: Tnom: 24°C, Vnom: 3.7 VDC
 Antenna: Schwarzbeck BBHA 9120D, Horizontal
 Measurement distance: 3 m
 Mode: TX; BT 3DH5 2402 MHz
 Test Date: 2018-01-30
 Note: lower bandedge

Index 19



Frequency	Peak	Peak Limit	Peak Difference	Peak Status
2.371 GHz	50.57 dBµV/m	74 dBµV/m	-23.43 dB	Pass
2.377 GHz	51.98 dBµV/m	74 dBµV/m	-22.02 dB	Pass

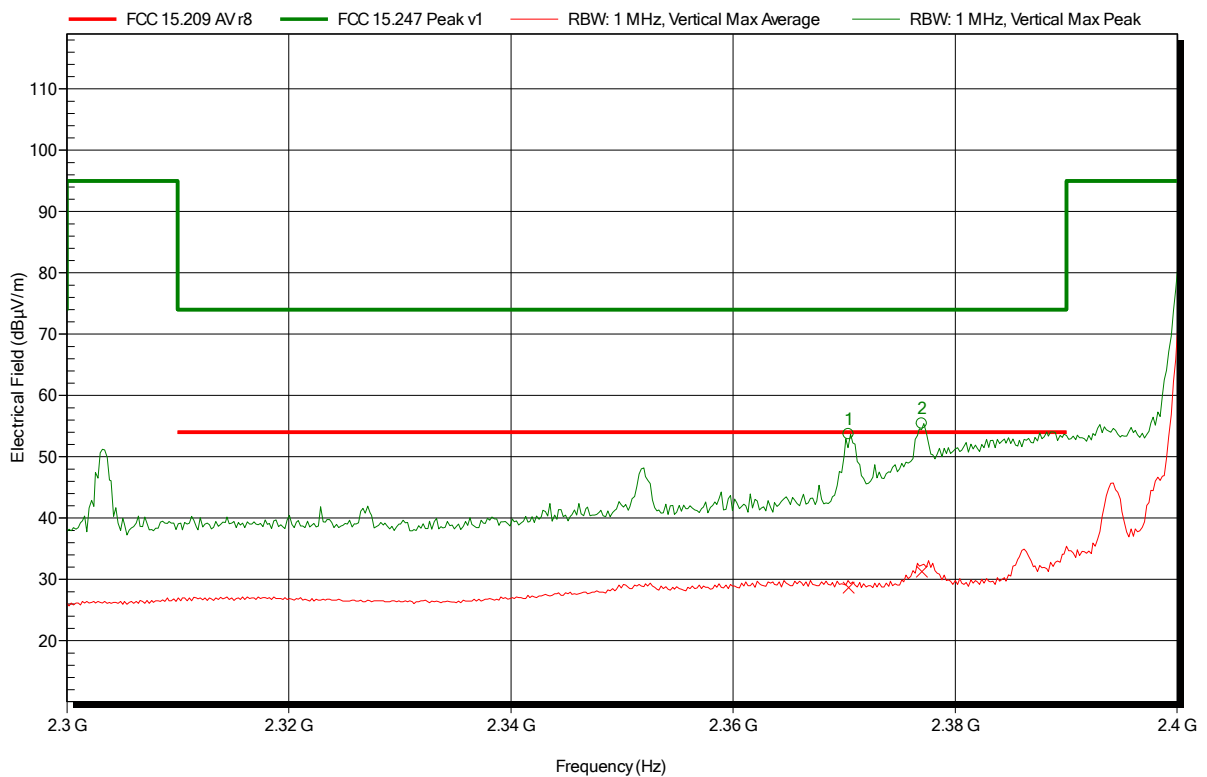
Frequency	Average	Average Limit	Average Difference	Average Status
2.371 GHz	27.68 dBµV/m	54 dBµV/m	-26.32 dB	Pass
2.377 GHz	29.41 dBµV/m	54 dBµV/m	-24.59 dB	Pass

Spurious emissions according to FCC part 15 Subpart C § 15.247

Project number: G0M-1712-7109

Applicant: eResearchTechnology GmbH
 EUT Name: Asthma Monitor AM3
 Model: AM3 Option BT+
 Test Site: Eurofins Product Service GmbH
 Operator: Sebastian Suckow
 Test Conditions: Tnom: 24°C, Vnom: 3.7 VDC
 Antenna: Schwarzbeck BBHA 9120D, Vertical
 Measurement distance: 3 m
 Mode: TX; BT 3DH5 2402 MHz
 Test Date: 2018-01-30
 Note: lower bandedge

Index 11



Frequency	Peak	Peak Limit	Peak Difference	Peak Status
2.37 GHz	53.7 dBµV/m	74 dBµV/m	-20.3 dB	Pass
2.377 GHz	55.41 dBµV/m	74 dBµV/m	-18.59 dB	Pass

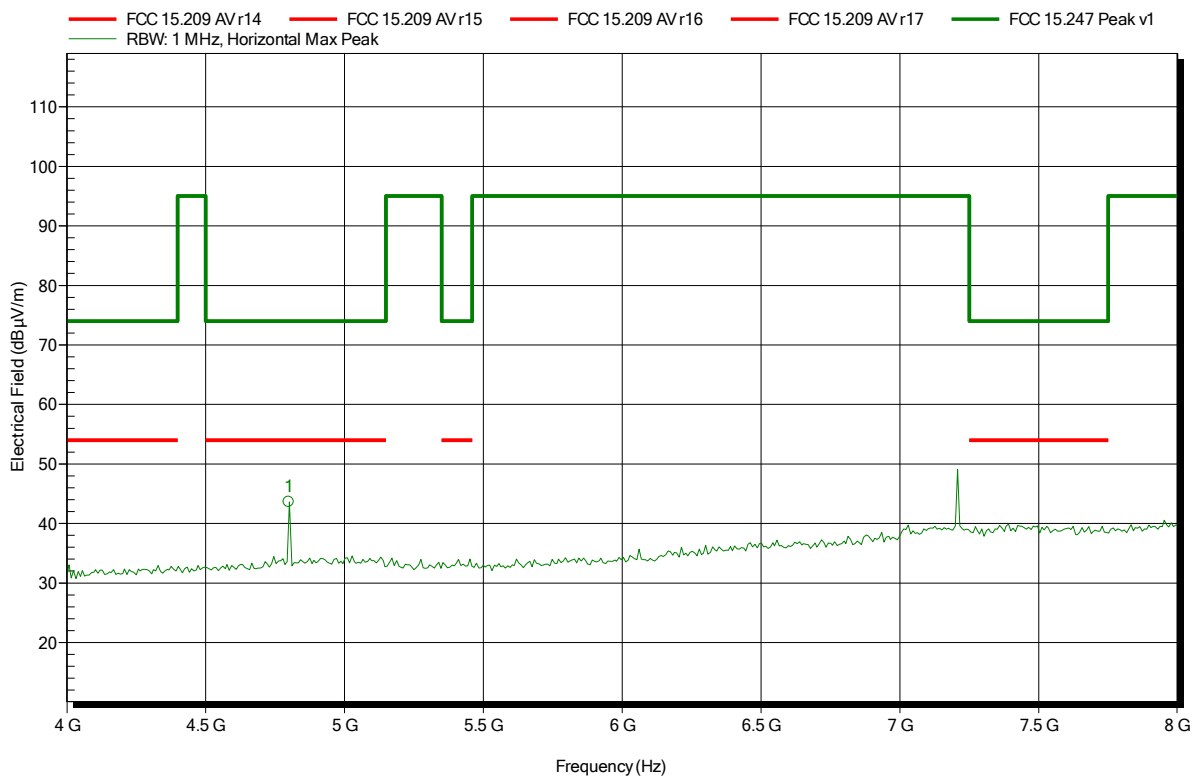
Frequency	Average	Average Limit	Average Difference	Average Status
2.37 GHz	28.65 dBµV/m	54 dBµV/m	-25.35 dB	Pass
2.377 GHz	31.29 dBµV/m	54 dBµV/m	-22.71 dB	Pass

Spurious emissions according to FCC part 15 Subpart C § 15.247

Project number: G0M-1712-7109

Applicant: eResearchTechnology GmbH
 EUT Name: Asthma Monitor AM3
 Model: AM3 Option BT+
 Test Site: Eurofins Product Service GmbH
 Operator: Sebastian Suckow
 Test Conditions: Tnom: 24°C, Vnom: 3.7 VDC
 Antenna: Schwarzbeck BBHA 9120D, Horizontal
 Measurement distance: 1 m converted to 3m
 Mode: TX; BT 3DH5 2402 MHz
 Test Date: 2018-01-30
 Note:

Index 34



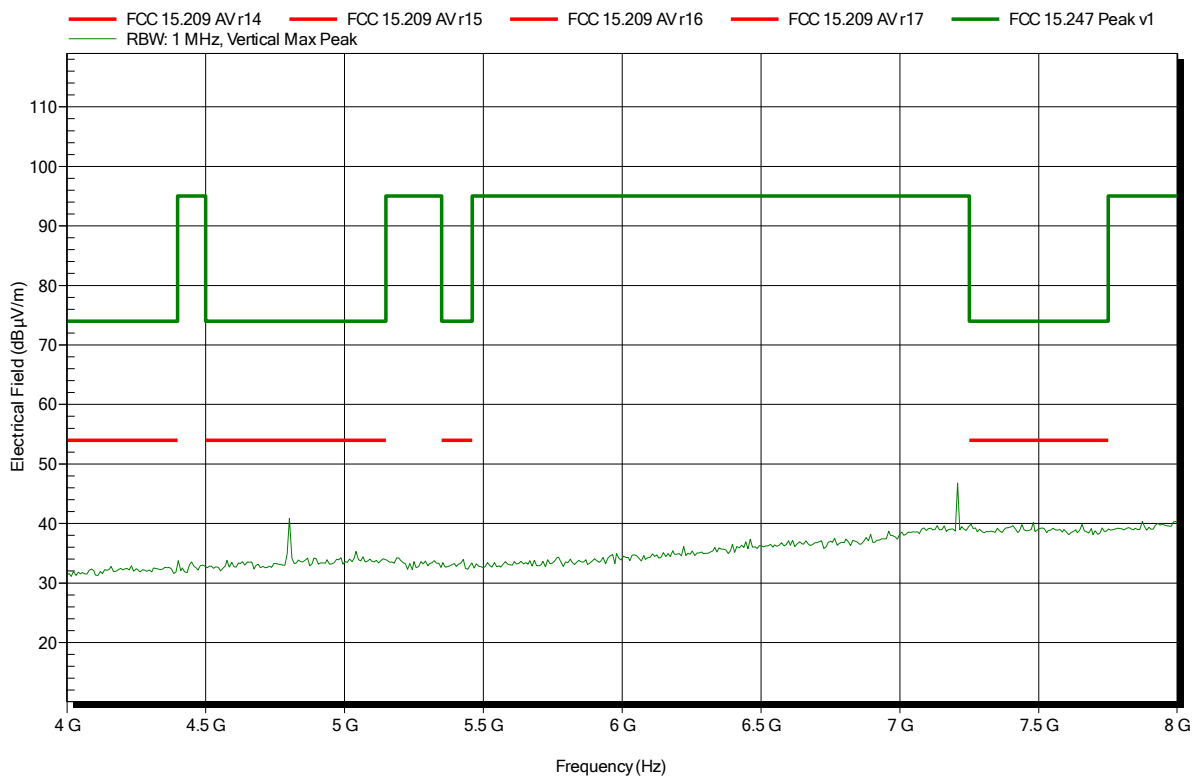
Frequency	Peak	Peak Limit	Peak Difference	Status
4.8 GHz	43.62 dBµV/m	74 dBµV/m	-30.38 dB	Pass

Spurious emissions according to FCC part 15 Subpart C § 15.247

Project number: G0M-1712-7109

Applicant: eResearchTechnology GmbH
 EUT Name: Asthma Monitor AM3
 Model: AM3 Option BT+
 Test Site: Eurofins Product Service GmbH
 Operator: Sebastian Suckow
 Test Conditions: Tnom: 24°C, Vnom: 3.7 VDC
 Antenna: Schwarzbeck BBHA 9120D, Vertical
 Measurement distance: 1 m converted to 3m
 Mode: TX; BT 3DH5 2402 MHz
 Test Date: 2018-01-30
 Note:

Index 37

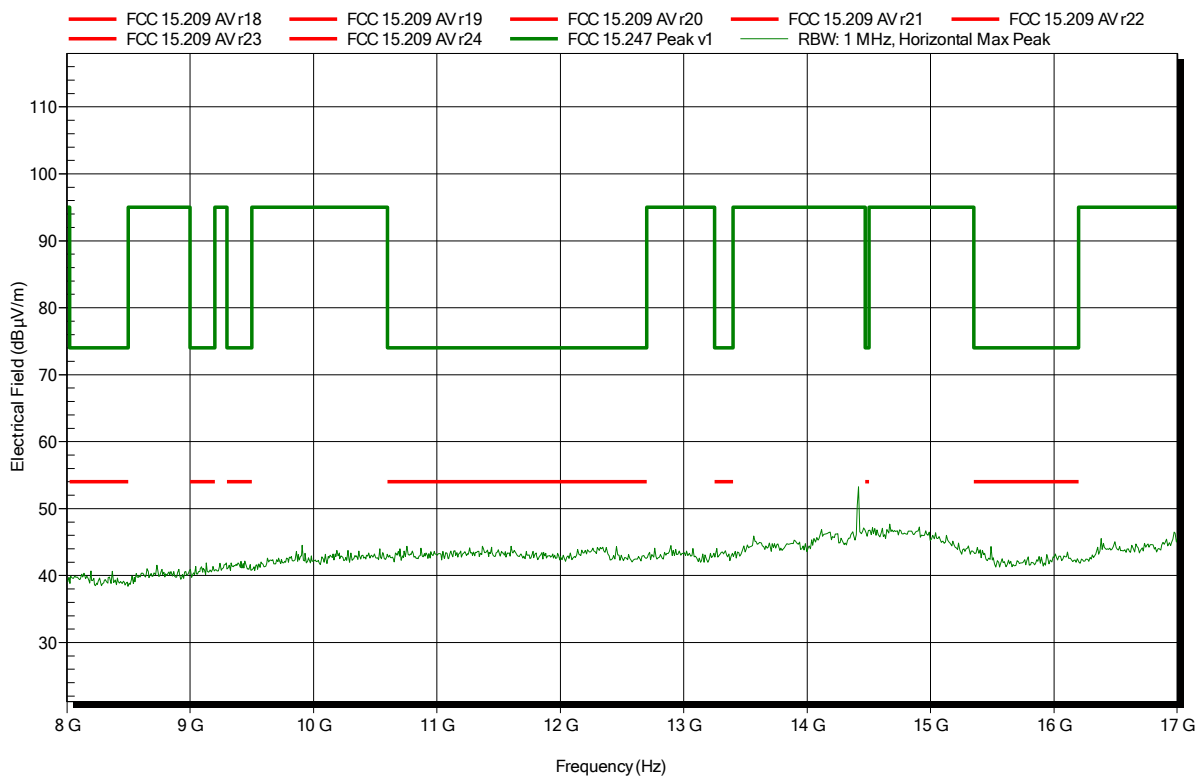


Spurious emissions according to FCC part 15 Subpart C § 15.247

Project number: G0M-1712-7109

Applicant: eResearchTechnology GmbH
 EUT Name: Asthma Monitor AM3
 Model: AM3 Option BT+
 Test Site: Eurofins Product Service GmbH
 Operator: Sebastian Suckow
 Test Conditions: Tnom: 24°C, Vnom: 3.7 VDC
 Antenna: Schwarzbeck BBHA 9120D, Horizontal
 Measurement distance: 1 m converted to 3m
 Mode: TX; BT 3DH5 2402 MHz
 Test Date: 2018-01-30
 Note:

Index 35

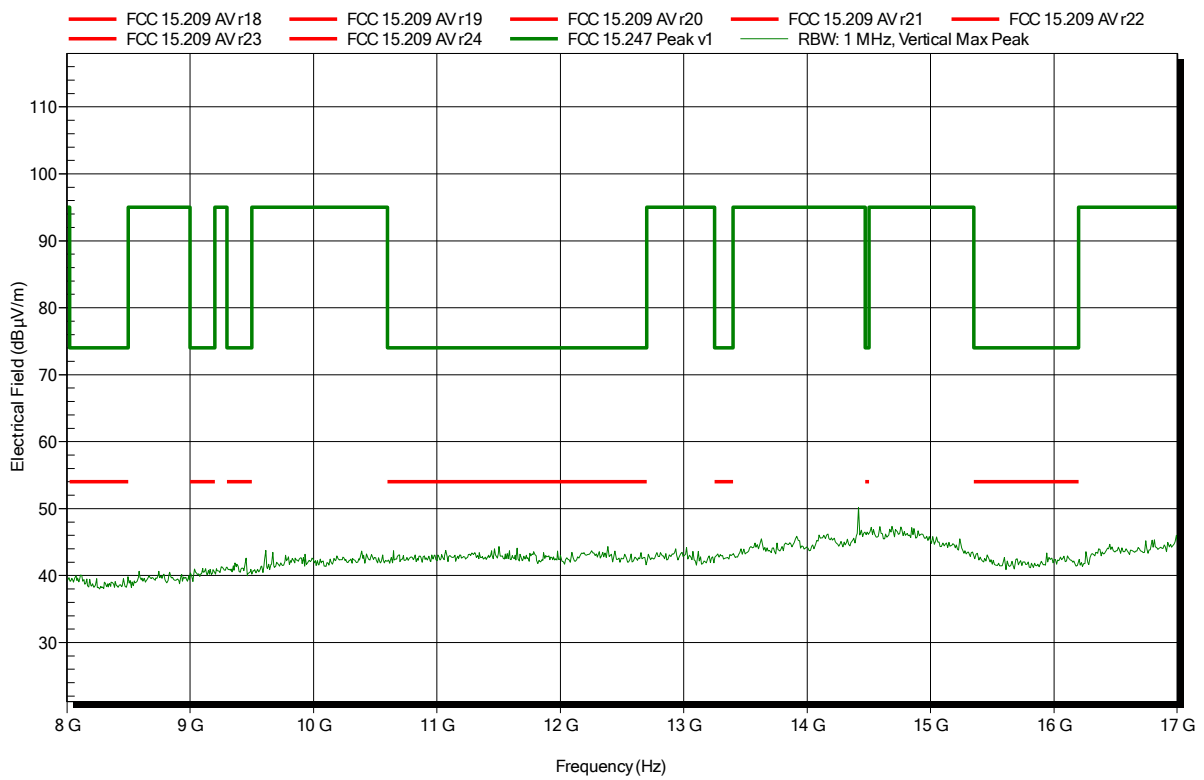


Spurious emissions according to FCC part 15 Subpart C § 15.247

Project number: G0M-1712-7109

Applicant: eResearchTechnology GmbH
 EUT Name: Asthma Monitor AM3
 Model: AM3 Option BT+
 Test Site: Eurofins Product Service GmbH
 Operator: Sebastian Suckow
 Test Conditions: Tnom: 24°C, Vnom: 3.7 VDC
 Antenna: Schwarzbeck BBHA 9120D, Vertical
 Measurement distance: 1 m converted to 3m
 Mode: TX; BT 3DH5 2402 MHz
 Test Date: 2018-01-30
 Note:

Index 36

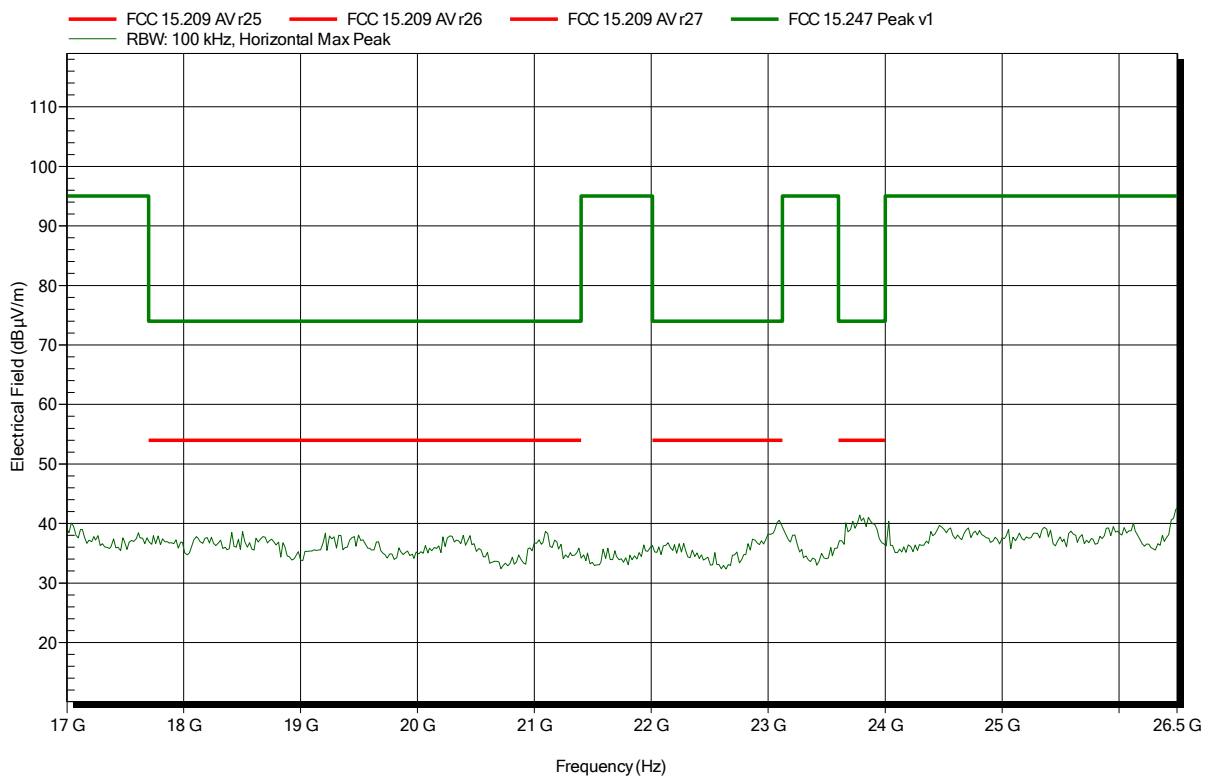


Spurious emissions according to FCC part 15 Subpart C § 15.247

Project number: G0M-1712-7109

Applicant: eResearchTechnology GmbH
 EUT Name: Asthma Monitor AM3
 Model: AM3 Option BT+
 Test Site: Eurofins Product Service GmbH
 Operator: Sebastian Suckow
 Test Conditions: Tnom: 24°C, Vnom: 3.7 VDC
 Antenna: ATH18G40, Horizontal
 Measurement distance: 1 m converted to 3m
 Mode: TX; BT 3DH5 2402 MHz
 Test Date: 2018-01-30
 Note:

Index 47

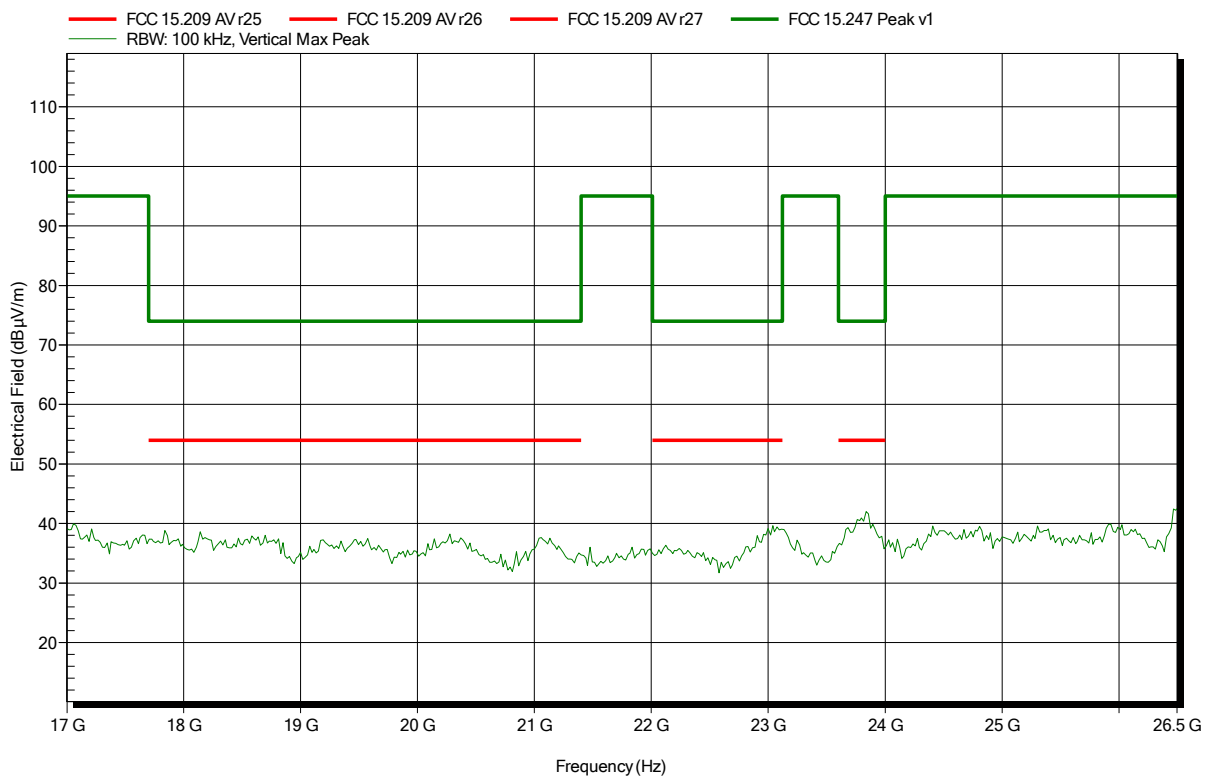


Spurious emissions according to FCC part 15 Subpart C § 15.247

Project number: G0M-1712-7109

Applicant: eResearchTechnology GmbH
 EUT Name: Asthma Monitor AM3
 Model: AM3 Option BT+
 Test Site: Eurofins Product Service GmbH
 Operator: Sebastian Suckow
 Test Conditions: Tnom: 24°C, Vnom: 3.7 VDC
 Antenna: ATH18G40, Vertical
 Measurement distance: 1 m converted to 3m
 Mode: TX; BT 3DH5 2402 MHz
 Test Date: 2018-01-30
 Note:

Index 48

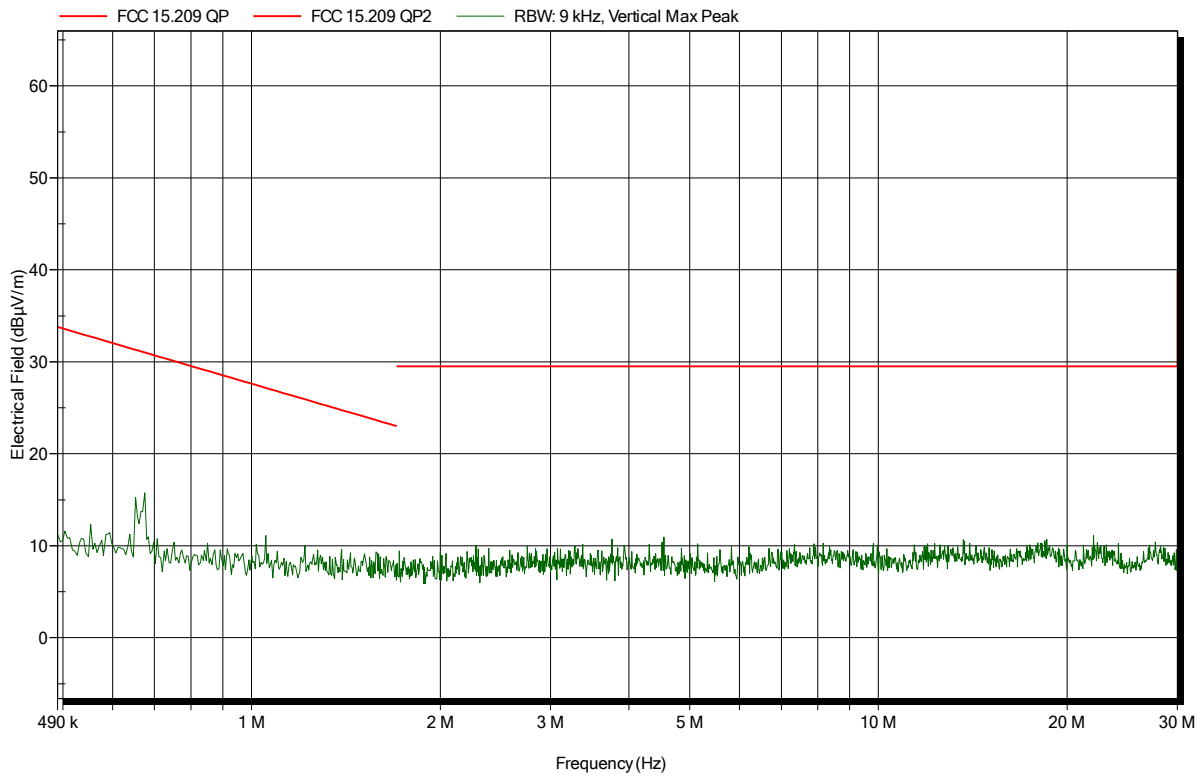


Spurious emissions according to FCC 15.247

Project number: G0M-1712-7109

Applicant: eResearchTechnology GmbH
 EUT Name: Asthma Monitor AM3
 Model: AM3 Option BT+
 Test Site: Eurofins Product Service GmbH
 Operator: Mr. Suckow
 Test Conditions: Tnom: 23°C, Vnom: 3.7 VDC
 Antenna: Rohde & Schwarz HFH 2-Z2
 Measurement distance: 10 m converted to 30 m
 Mode: TX; BT 3DH5 2441 MHz
 Test Date: 2018-02-20
 Note:

Index 2

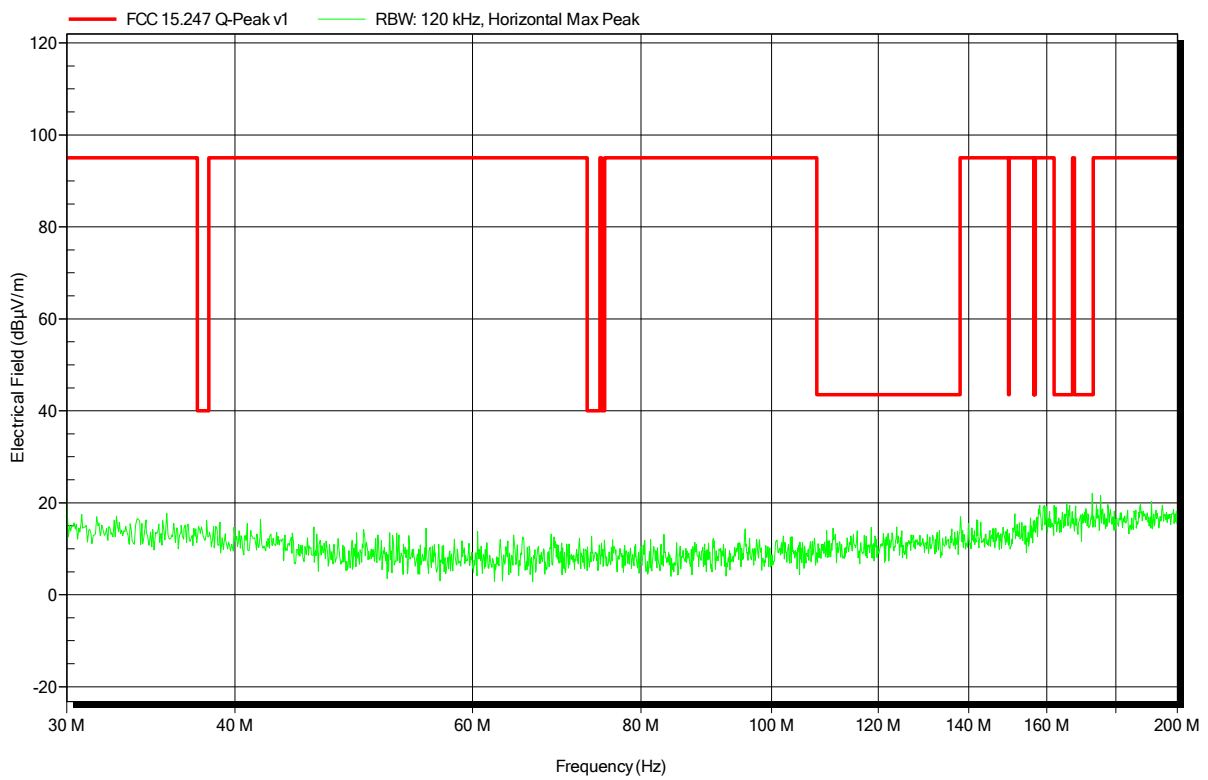


Spurious emissions according to FCC 15.247

Project number: G0M-1712-7109

Applicant: eResearchTechnology GmbH
 EUT Name: Asthma Monitor AM3
 Model: AM3 Option BT+
 Test Site: Eurofins Product Service GmbH
 Operator: Mr. Suckow
 Test Conditions: Tnom: 24°C, Vnom: 3.7 VDC
 Antenna: Rohde & Schwarz HK 116, Horizontal
 Measurement distance: 3 m
 Mode: TX; BT 3DH5 2441 MHz
 Test Date: 2018-02-02
 Note:

Index 11

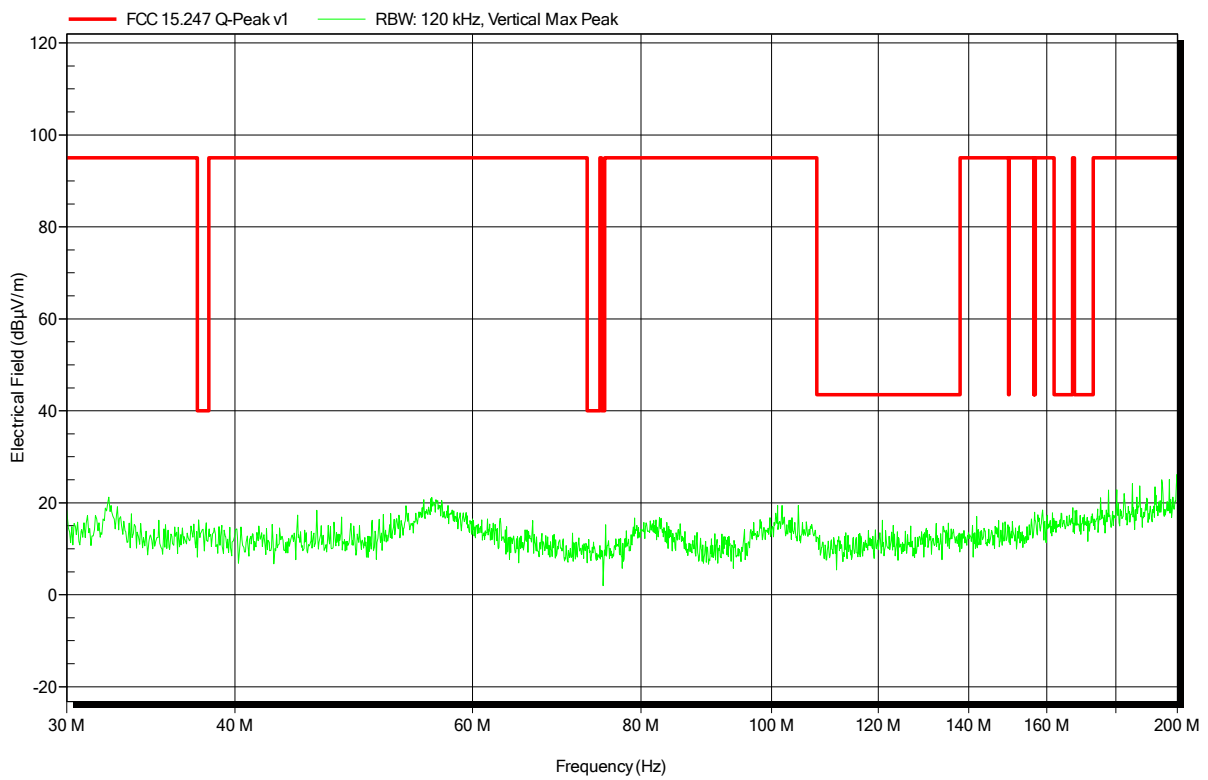


Spurious emissions according to FCC 15.247

Project number: G0M-1712-7109

Applicant: eResearchTechnology GmbH
 EUT Name: Asthma Monitor AM3
 Model: AM3 Option BT+
 Test Site: Eurofins Product Service GmbH
 Operator: Mr. Suckow
 Test Conditions: Tnom: 24°C, Vnom: 3.7 VDC
 Antenna: Rohde & Schwarz HK 116, Vertical
 Measurement distance: 3 m
 Mode: TX; BT 3DH5 2441 MHz
 Test Date: 2018-02-02
 Note:

Index 12

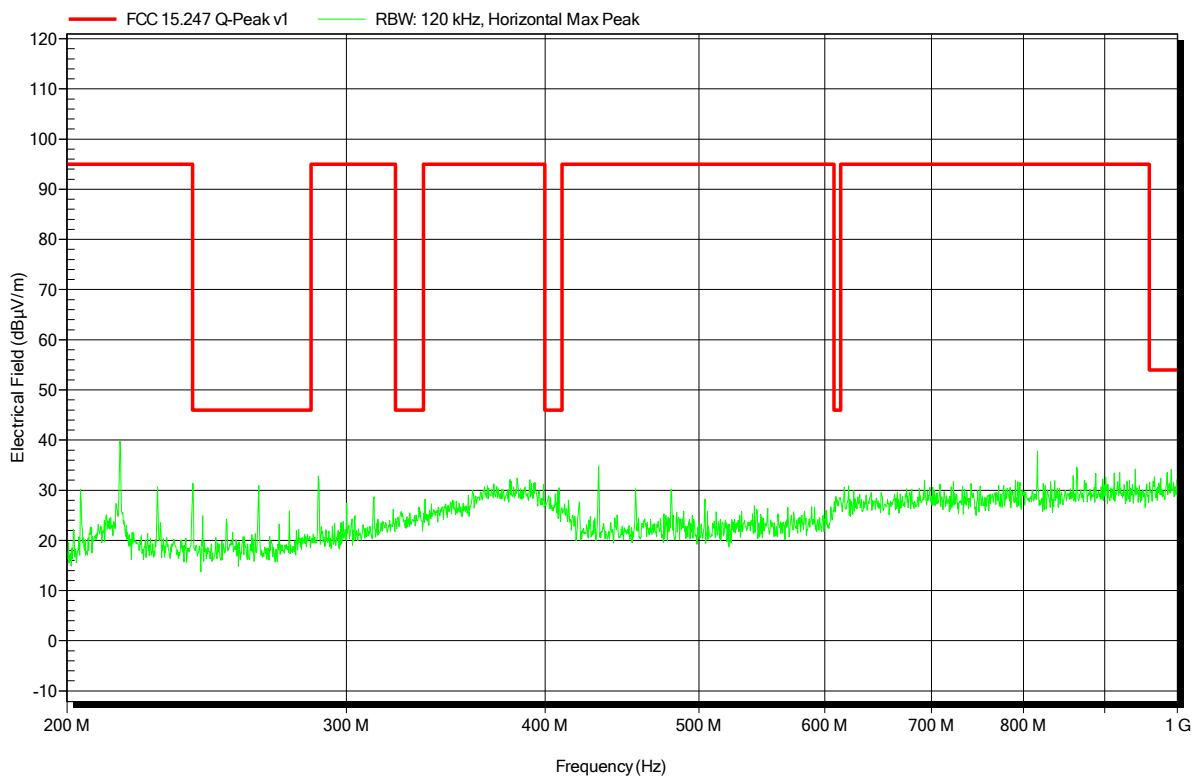


Spurious emissions according to FCC 15.247

Project number: G0M-1712-7109

Applicant: eResearchTechnology GmbH
 EUT Name: Asthma Monitor AM3
 Model: AM3 Option BT+
 Test Site: Eurofins Product Service GmbH
 Operator: Mr. Suckow
 Test Conditions: Tnom: 24°C, Vnom: 3.7 VDC
 Antenna: Rohde & Schwarz HL 223, Horizontal
 Measurement distance: 3 m
 Mode: TX; BT 3DH5 2441 MHz
 Test Date: 2018-02-02
 Note:

Index 6

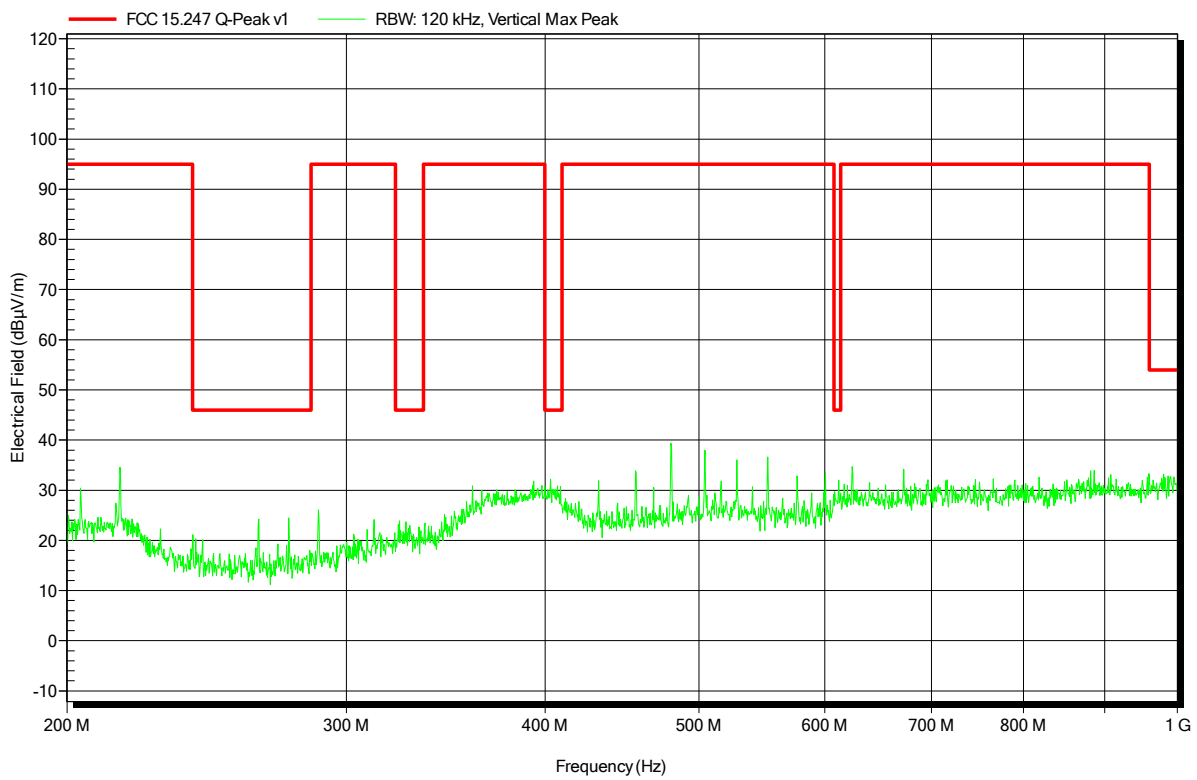


Spurious emissions according to FCC 15.247

Project number: G0M-1712-7109

Applicant: eResearchTechnology GmbH
 EUT Name: Asthma Monitor AM3
 Model: AM3 Option BT+
 Test Site: Eurofins Product Service GmbH
 Operator: Mr. Suckow
 Test Conditions: Tnom: 24°C, Vnom: 3.7 VDC
 Antenna: Rohde & Schwarz HL 223, Vertical
 Measurement distance: 3 m
 Mode: TX; BT 3DH5 2441 MHz
 Test Date: 2018-02-02
 Note:

Index 5

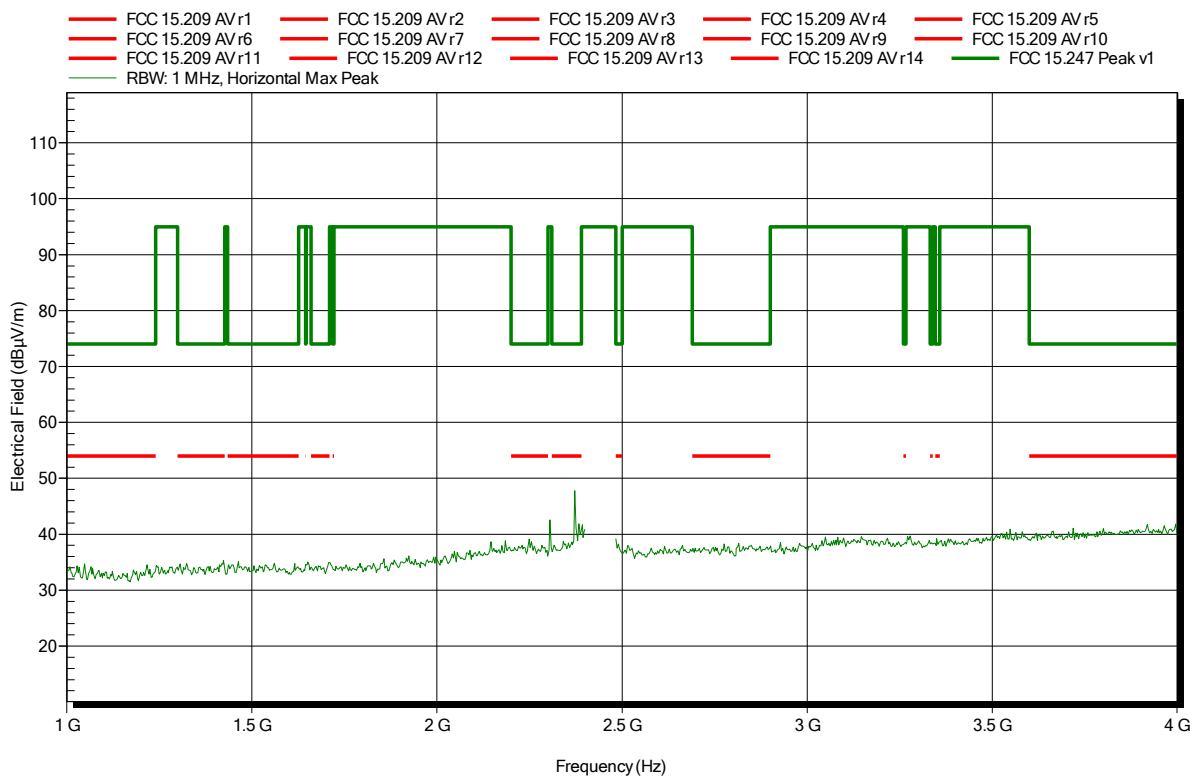


Spurious emissions according to FCC part 15 Subpart C § 15.247

Project number: G0M-1712-7109

Applicant: eResearchTechnology GmbH
 EUT Name: Asthma Monitor AM3
 Model: AM3 Option BT+
 Test Site: Eurofins Product Service GmbH
 Operator: Sebastian Suckow
 Test Conditions: Tnom: 24°C, Vnom: 3.7 VDC
 Antenna: Schwarzbeck BBHA 9120D, Horizontal
 Measurement distance: 3 m
 Mode: TX; BT 3DH5 2441 MHz
 Test Date: 2018-01-30
 Note:

Index 17

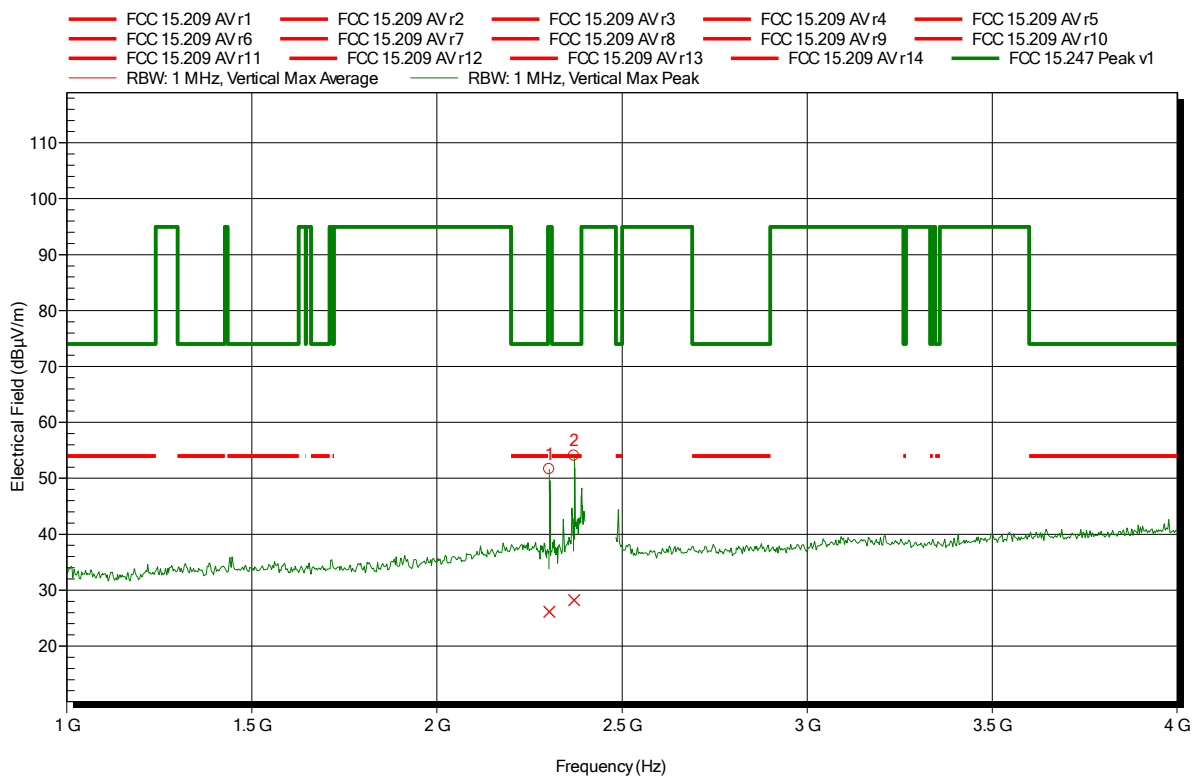


Spurious emissions according to FCC part 15 Subpart C § 15.247

Project number: G0M-1712-7109

Applicant: eResearchTechnology GmbH
 EUT Name: Asthma Monitor AM3
 Model: AM3 Option BT+
 Test Site: Eurofins Product Service GmbH
 Operator: Sebastian Suckow
 Test Conditions: Tnom: 24°C, Vnom: 3.7 VDC
 Antenna: Schwarzbeck BBHA 9120D, Vertical
 Measurement distance: 3 m
 Mode: TX; BT 3DH5 2441 MHz
 Test Date: 2018-01-30
 Note:

Index 12



Frequency	Peak	Peak Limit	Peak Difference	Peak Status
2.304 GHz	51.62 dBµV/m	95 dBµV/m	-43.38 dB	Pass
2.371 GHz	54.05 dBµV/m	74 dBµV/m	-19.95 dB	Pass

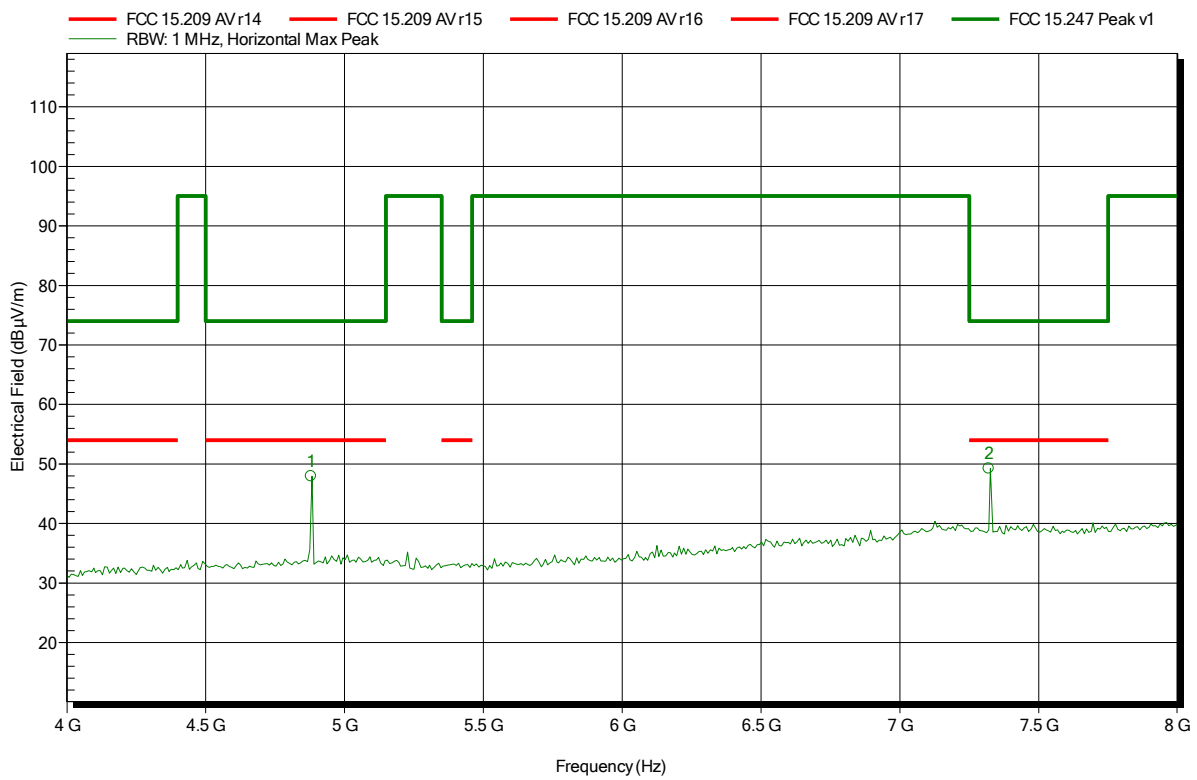
Frequency	Average	Average Limit	Average Difference	Average Status
2.304 GHz	26.14 dBµV/m	54 dBµV/m	-23.86 dB	Pass
2.371 GHz	28.22 dBµV/m	54 dBµV/m	-25.78 dB	Pass

Spurious emissions according to FCC part 15 Subpart C § 15.247

Project number: G0M-1712-7109

Applicant: eResearchTechnology GmbH
 EUT Name: Asthma Monitor AM3
 Model: AM3 Option BT+
 Test Site: Eurofins Product Service GmbH
 Operator: Sebastian Suckow
 Test Conditions: Tnom: 24°C, Vnom: 3.7 VDC
 Antenna: Schwarzbeck BBHA 9120D, Horizontal
 Measurement distance: 1 m converted to 3m
 Mode: TX; BT 3DH5 2441 MHz
 Test Date: 2018-01-30
 Note:

Index 33



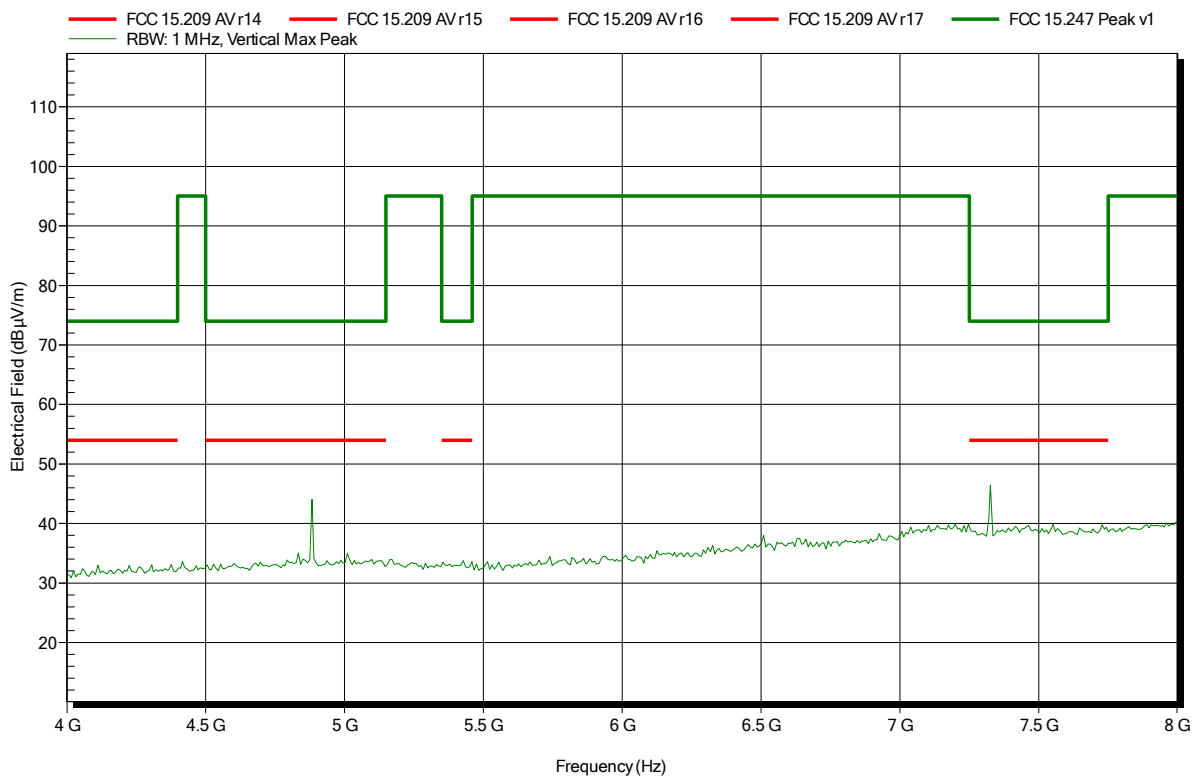
Frequency	Peak	Peak Limit	Peak Difference	Status
4.88 GHz	47.93 dBµV/m	74 dBµV/m	-26.07 dB	Pass
7.32 GHz	49.24 dBµV/m	74 dBµV/m	-24.76 dB	Pass

Spurious emissions according to FCC part 15 Subpart C § 15.247

Project number: G0M-1712-7109

Applicant: eResearchTechnology GmbH
 EUT Name: Asthma Monitor AM3
 Model: AM3 Option BT+
 Test Site: Eurofins Product Service GmbH
 Operator: Sebastian Suckow
 Test Conditions: Tnom: 24°C, Vnom: 3.7 VDC
 Antenna: Schwarzbeck BBHA 9120D, Vertical
 Measurement distance: 1 m converted to 3m
 Mode: TX; BT 3DH5 2441 MHz
 Test Date: 2018-01-30
 Note:

Index 38

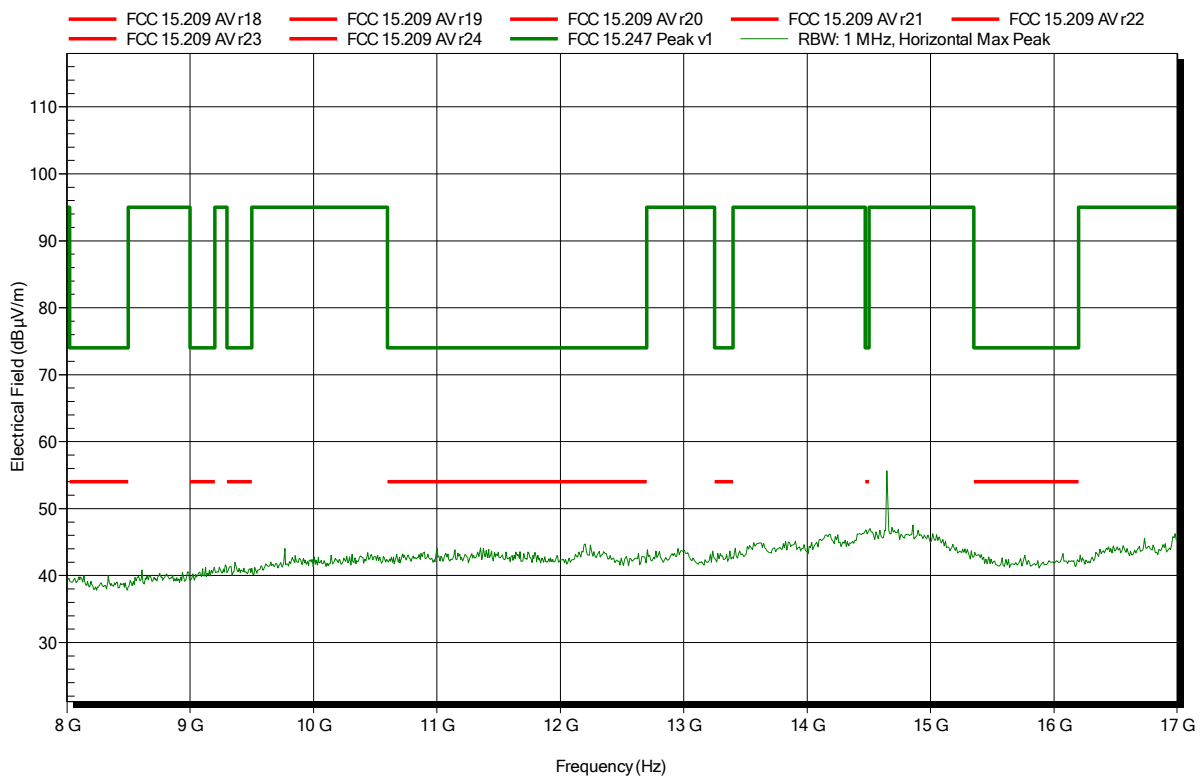


Spurious emissions according to FCC part 15 Subpart C § 15.247

Project number: G0M-1712-7109

Applicant: eResearchTechnology GmbH
 EUT Name: Asthma Monitor AM3
 Model: AM3 Option BT+
 Test Site: Eurofins Product Service GmbH
 Operator: Sebastian Suckow
 Test Conditions: Tnom: 24°C, Vnom: 3.7 VDC
 Antenna: Schwarzbeck BBHA 9120D, Horizontal
 Measurement distance: 1 m converted to 3m
 Mode: TX; BT 3DH5 2441 MHz
 Test Date: 2018-01-30
 Note:

Index 32

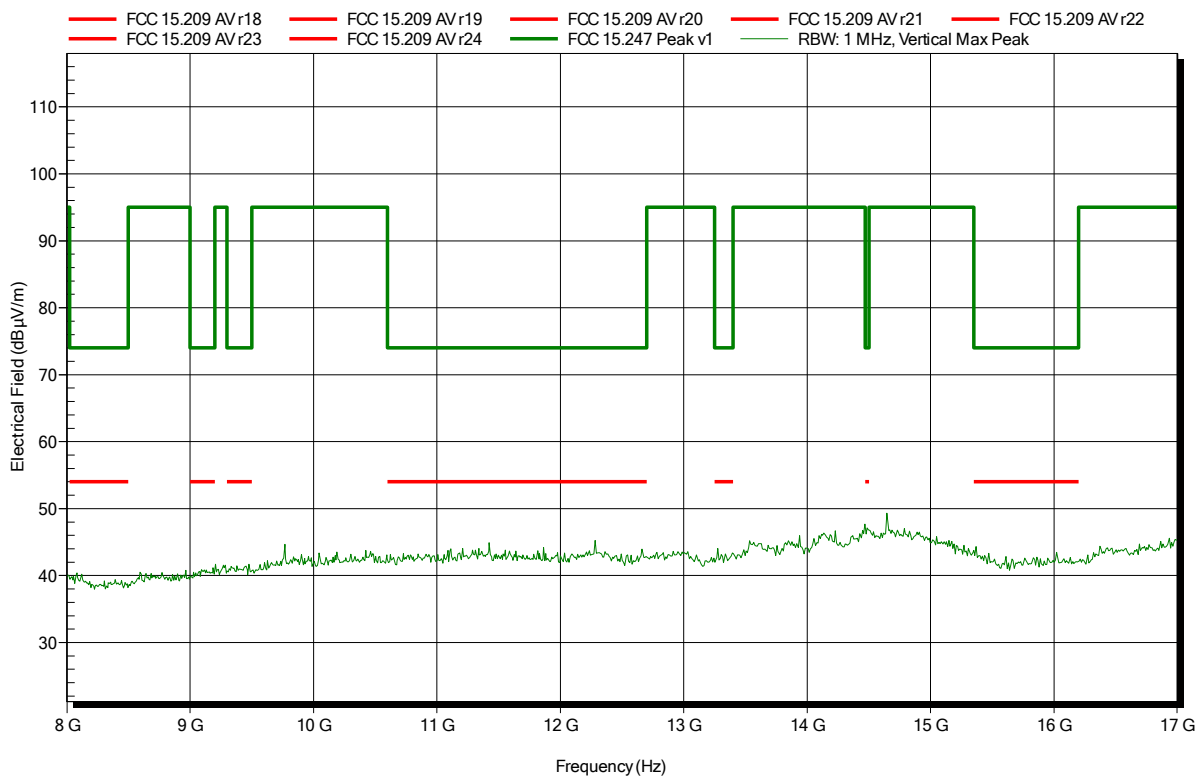


Spurious emissions according to FCC part 15 Subpart C § 15.247

Project number: G0M-1712-7109

Applicant: eResearchTechnology GmbH
 EUT Name: Asthma Monitor AM3
 Model: AM3 Option BT+
 Test Site: Eurofins Product Service GmbH
 Operator: Sebastian Suckow
 Test Conditions: Tnom: 24°C, Vnom: 3.7 VDC
 Antenna: Schwarzbeck BBHA 9120D, Vertical
 Measurement distance: 1 m converted to 3m
 Mode: TX; BT 3DH5 2441 MHz
 Test Date: 2018-01-30
 Note:

Index 40

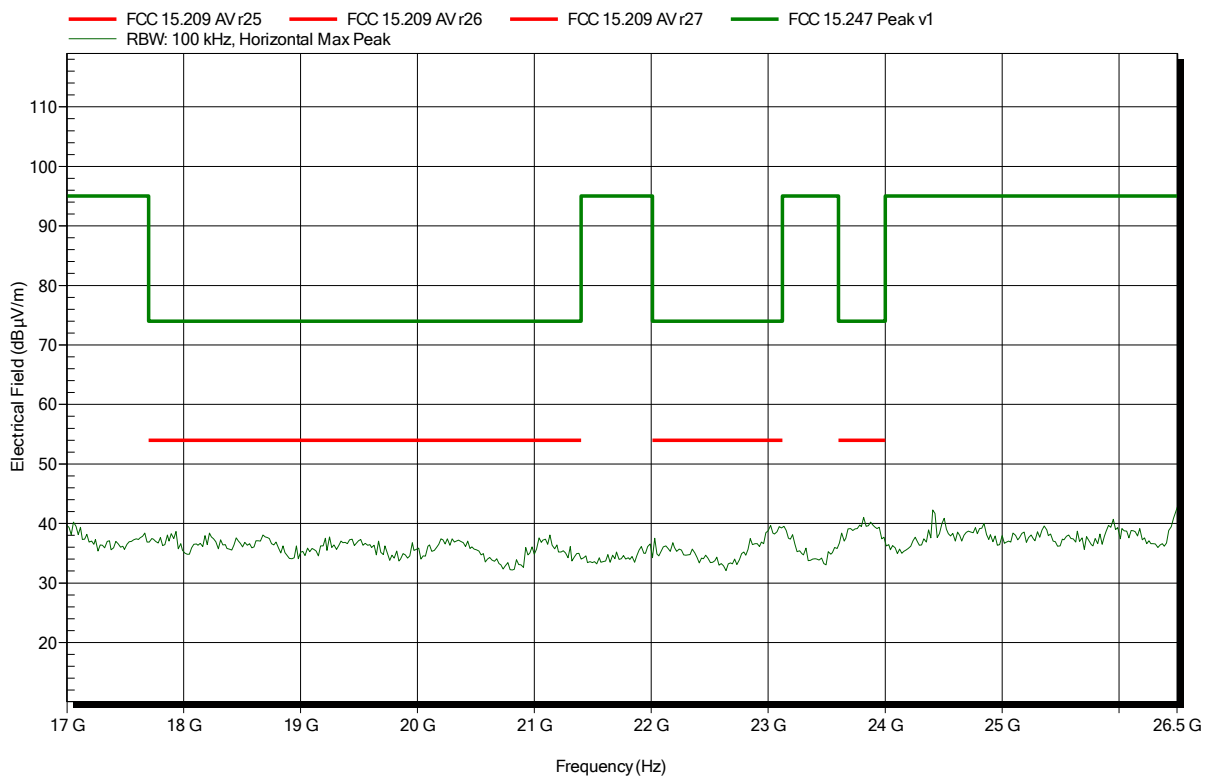


Spurious emissions according to FCC part 15 Subpart C § 15.247

Project number: G0M-1712-7109

Applicant: eResearchTechnology GmbH
 EUT Name: Asthma Monitor AM3
 Model: AM3 Option BT+
 Test Site: Eurofins Product Service GmbH
 Operator: Sebastian Suckow
 Test Conditions: Tnom: 24°C, Vnom: 3.7 VDC
 Antenna: ATH18G40, Horizontal
 Measurement distance: 1 m converted to 3m
 Mode: TX; BT 3DH5 2441 MHz
 Test Date: 2018-01-30
 Note:

Index 46

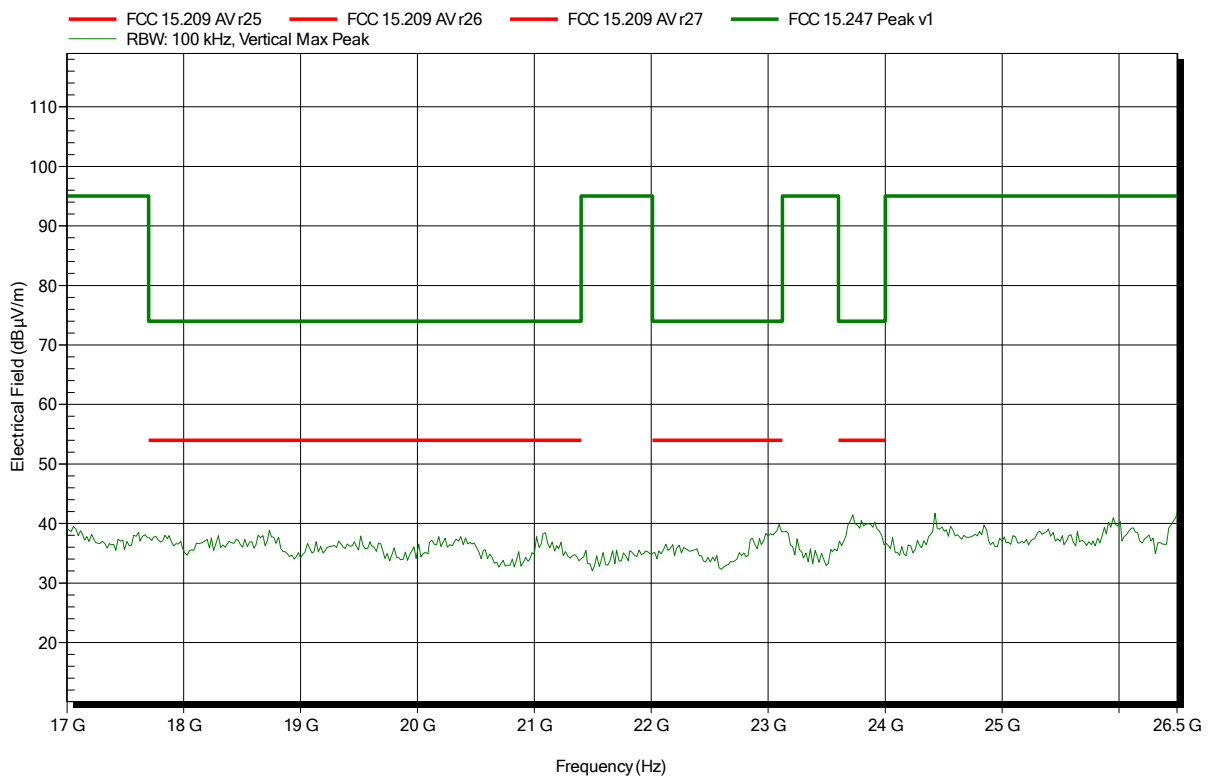


Spurious emissions according to FCC part 15 Subpart C § 15.247

Project number: G0M-1712-7109

Applicant: eResearchTechnology GmbH
 EUT Name: Asthma Monitor AM3
 Model: AM3 Option BT+
 Test Site: Eurofins Product Service GmbH
 Operator: Sebastian Suckow
 Test Conditions: Tnom: 24°C, Vnom: 3.7 VDC
 Antenna: ATH18G40, Vertical
 Measurement distance: 1 m converted to 3m
 Mode: TX; BT 3DH5 2441 MHz
 Test Date: 2018-01-30
 Note:

Index 45

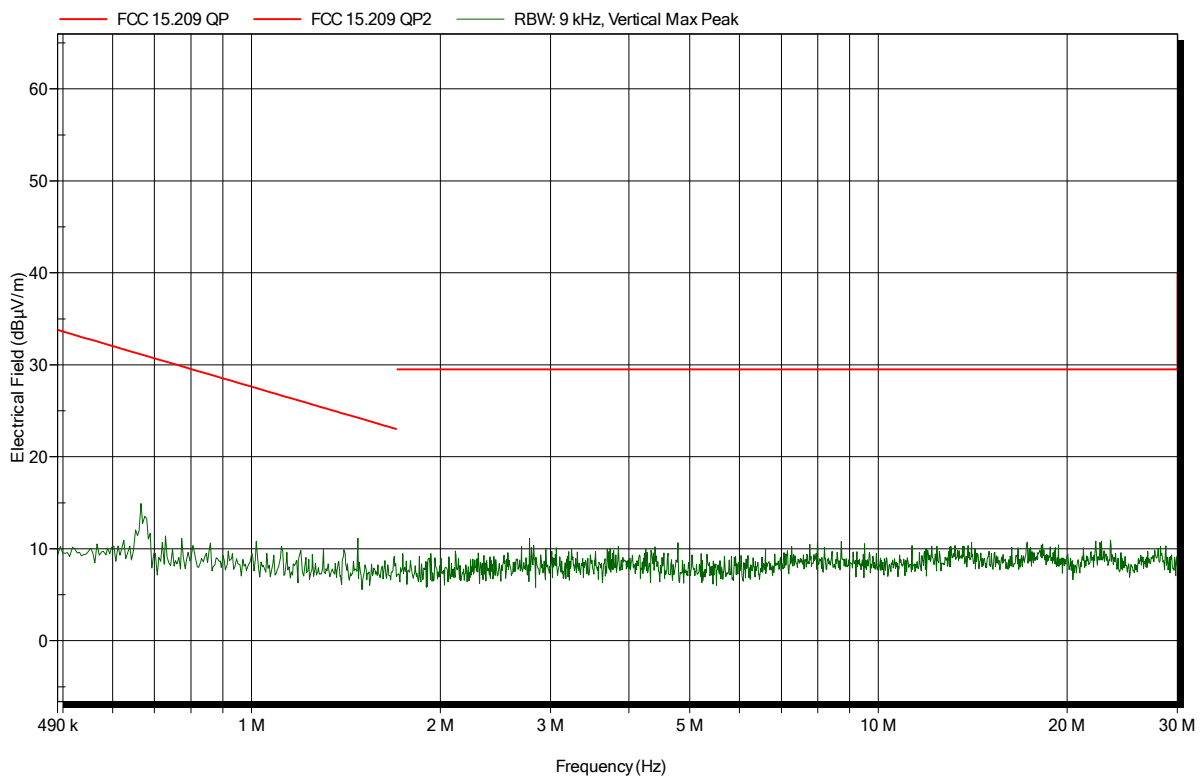


Spurious emissions according to FCC 15.247

Project number: G0M-1712-7109

Applicant: eResearchTechnology GmbH
 EUT Name: Asthma Monitor AM3
 Model: AM3 Option BT+
 Test Site: Eurofins Product Service GmbH
 Operator: Mr. Suckow
 Test Conditions: Tnom: 23°C, Vnom: 3.7 VDC
 Antenna: Rohde & Schwarz HFH 2-Z2
 Measurement distance: 10 m converted to 30 m
 Mode: TX; BT 3DH5 2480 MHz
 Test Date: 2018-02-20
 Note:

Index 3

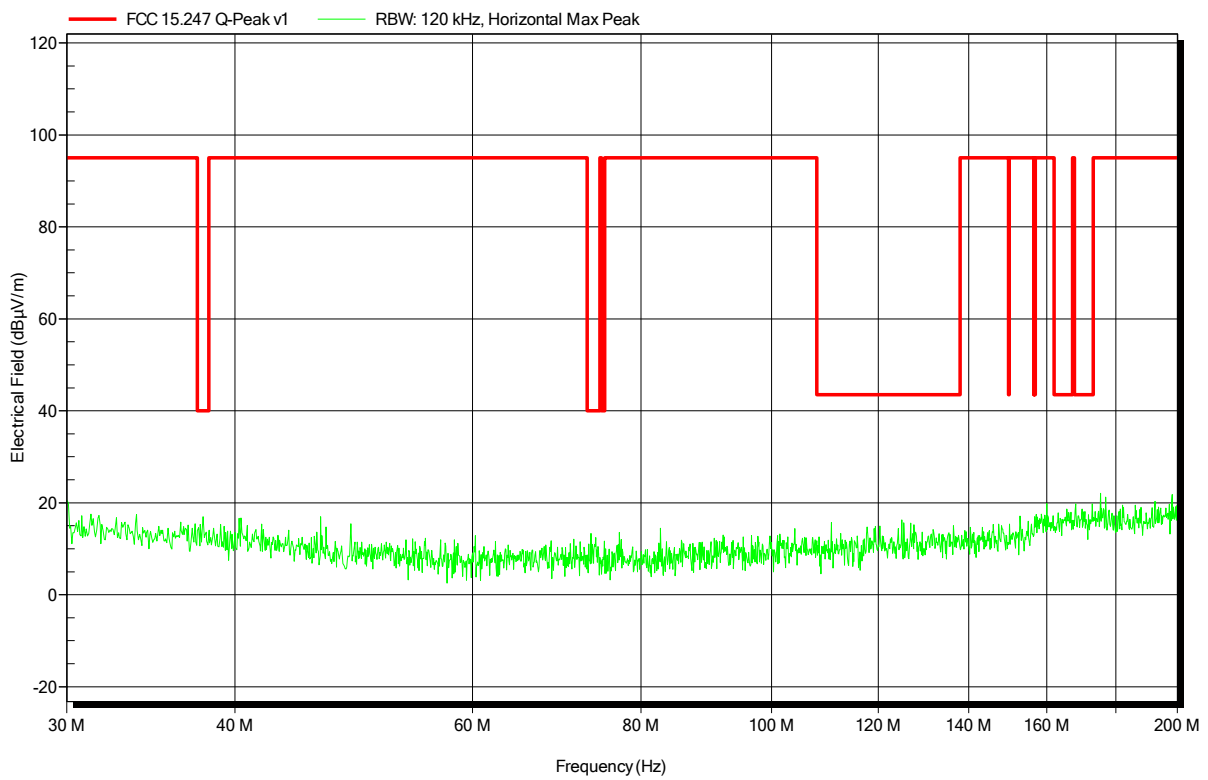


Spurious emissions according to FCC 15.247

Project number: G0M-1712-7109

Applicant: eResearchTechnology GmbH
 EUT Name: Asthma Monitor AM3
 Model: AM3 Option BT+
 Test Site: Eurofins Product Service GmbH
 Operator: Mr. Suckow
 Test Conditions: Tnom: 24°C, Vnom: 3.7 VDC
 Antenna: Rohde & Schwarz HK 116, Horizontal
 Measurement distance: 3 m
 Mode: TX; BT 3DH5 2480 MHz
 Test Date: 2018-02-02
 Note:

Index 10

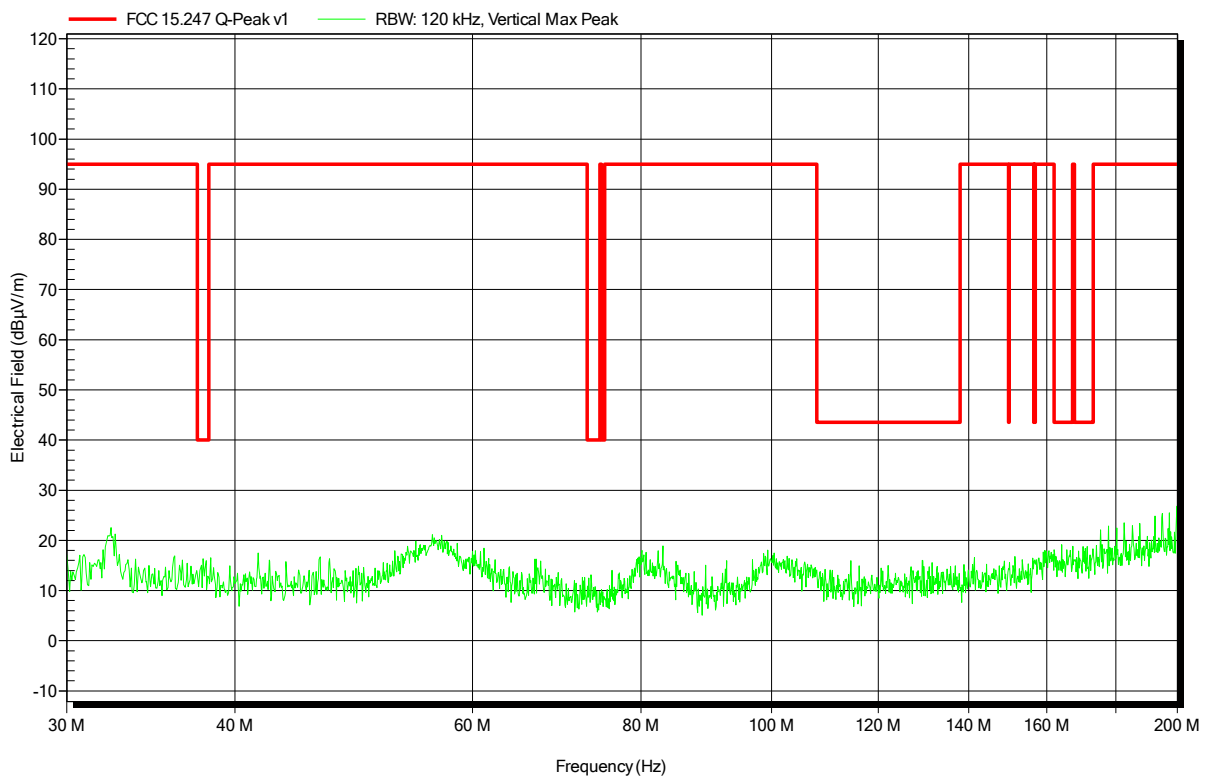


Spurious emissions according to FCC 15.247

Project number: G0M-1712-7109

Applicant: eResearchTechnology GmbH
 EUT Name: Asthma Monitor AM3
 Model: AM3 Option BT+
 Test Site: Eurofins Product Service GmbH
 Operator: Mr. Suckow
 Test Conditions: Tnom: 24°C, Vnom: 3.7 VDC
 Antenna: Rohde & Schwarz HK 116, Vertical
 Measurement distance: 3 m
 Mode: TX; BT 3DH5 2480 MHz
 Test Date: 2018-02-02
 Note:

Index 9

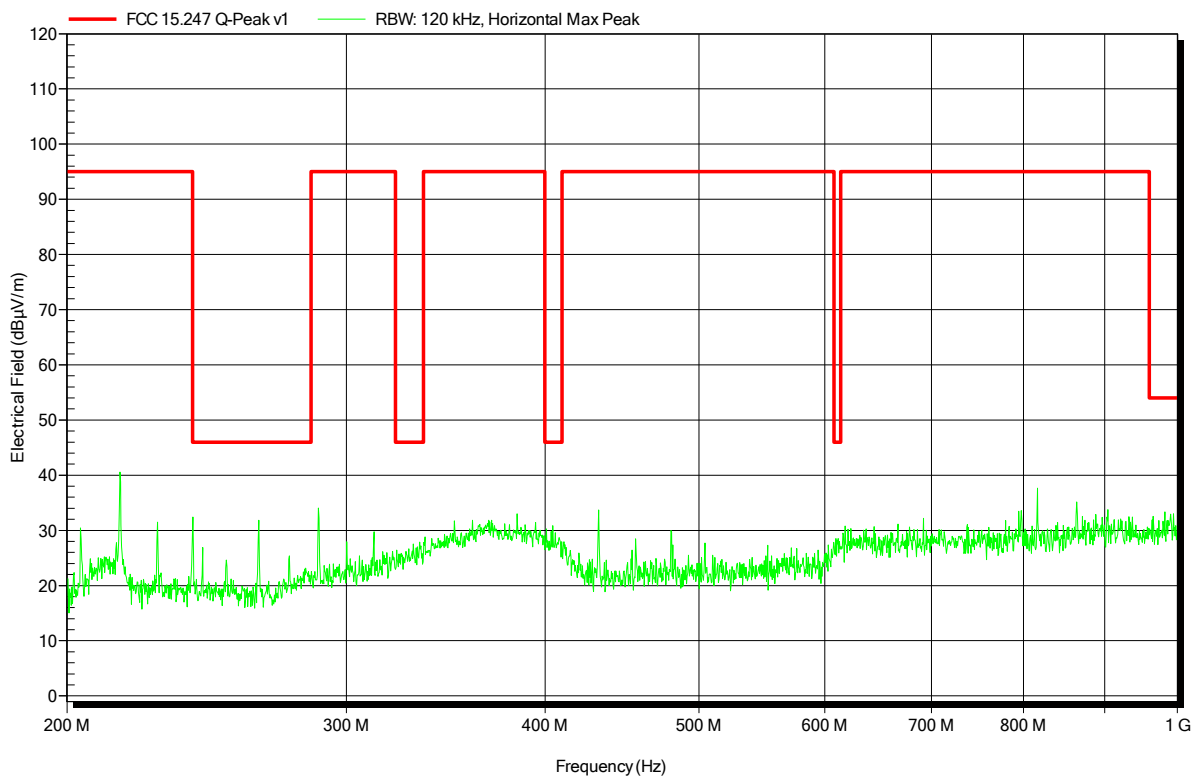


Spurious emissions according to FCC 15.247

Project number: G0M-1712-7109

Applicant: eResearchTechnology GmbH
 EUT Name: Asthma Monitor AM3
 Model: AM3 Option BT+
 Test Site: Eurofins Product Service GmbH
 Operator: Mr. Suckow
 Test Conditions: Tnom: 24°C, Vnom: 3.7 VDC
 Antenna: Rohde & Schwarz HL 223, Horizontal
 Measurement distance: 3 m
 Mode: TX; BT 3DH5 2480 MHz
 Test Date: 2018-02-02
 Note:

Index 7

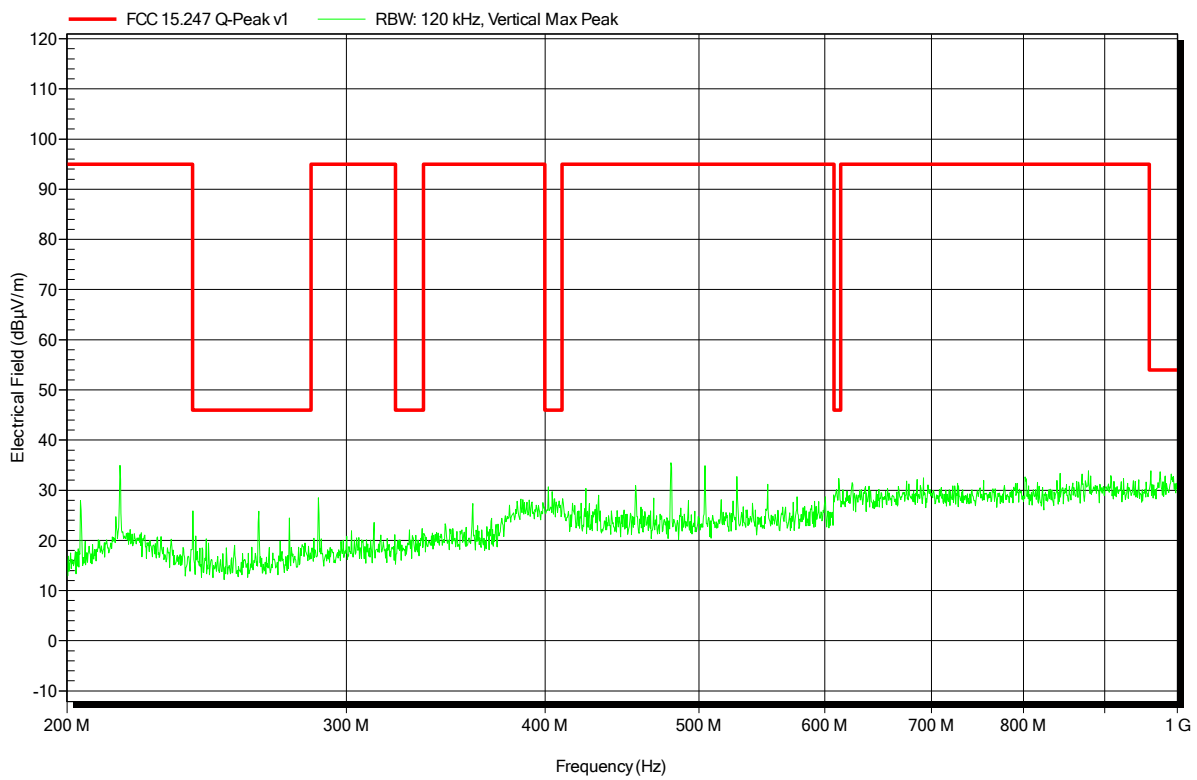


Spurious emissions according to FCC 15.247

Project number: G0M-1712-7109

Applicant: eResearchTechnology GmbH
 EUT Name: Asthma Monitor AM3
 Model: AM3 Option BT+
 Test Site: Eurofins Product Service GmbH
 Operator: Mr. Suckow
 Test Conditions: Tnom: 24°C, Vnom: 3.7 VDC
 Antenna: Rohde & Schwarz HL 223, Vertical
 Measurement distance: 3 m
 Mode: TX; BT 3DH5 2480 MHz
 Test Date: 2018-02-02
 Note:

Index 8

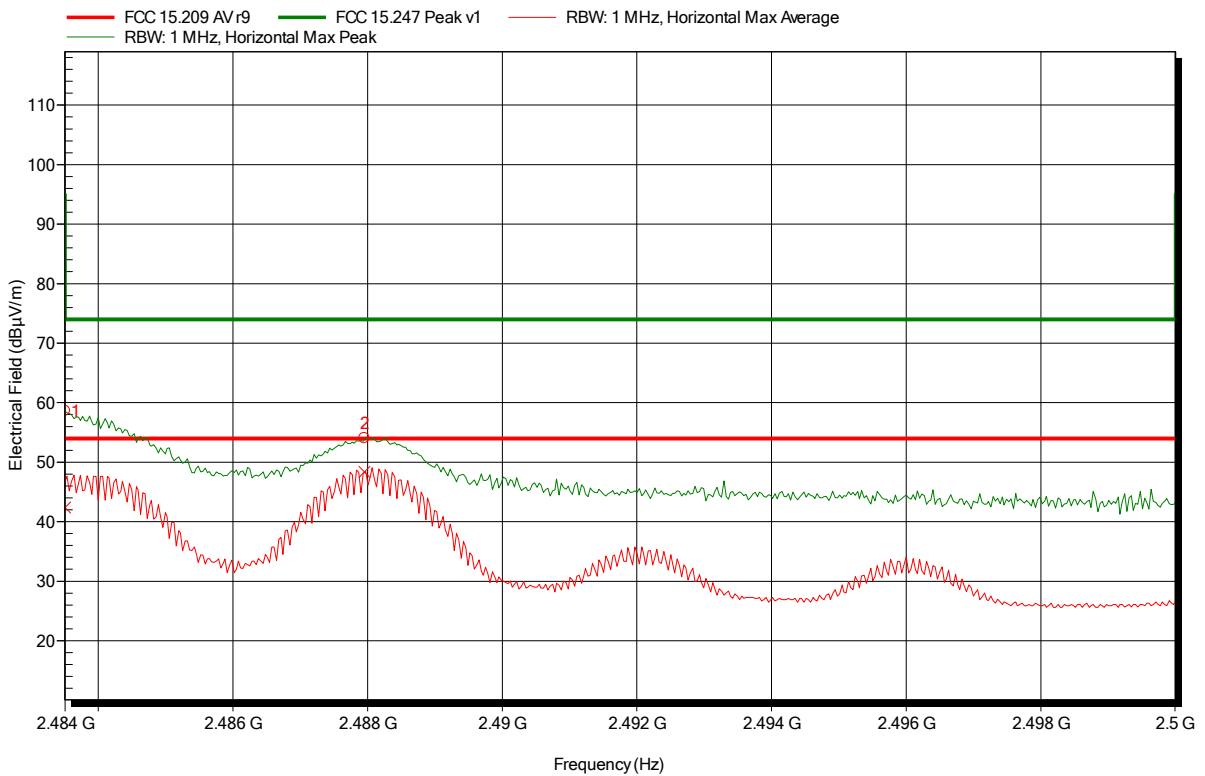


Spurious emissions according to FCC part 15 Subpart C § 15.247

Project number: G0M-1712-7109

Applicant: eResearchTechnology GmbH
 EUT Name: Asthma Monitor AM3
 Model: AM3 Option BT+
 Test Site: Eurofins Product Service GmbH
 Operator: Sebastian Suckow
 Test Conditions: Tnom: 24°C, Vnom: 3.7 VDC
 Antenna: Schwarzbeck BBHA 9120D, Horizontal
 Measurement distance: 3 m
 Mode: TX; BT 3DH5 2480 MHz
 Test Date: 2018-01-30
 Note: higher bandedge

Index 15



Frequency	Peak	Peak Limit	Peak Difference	Peak Status
2.484 GHz	58.63 dBµV/m	74 dBµV/m	-15.37 dB	Pass
2.488 GHz	54.06 dBµV/m	74 dBµV/m	-19.94 dB	Pass

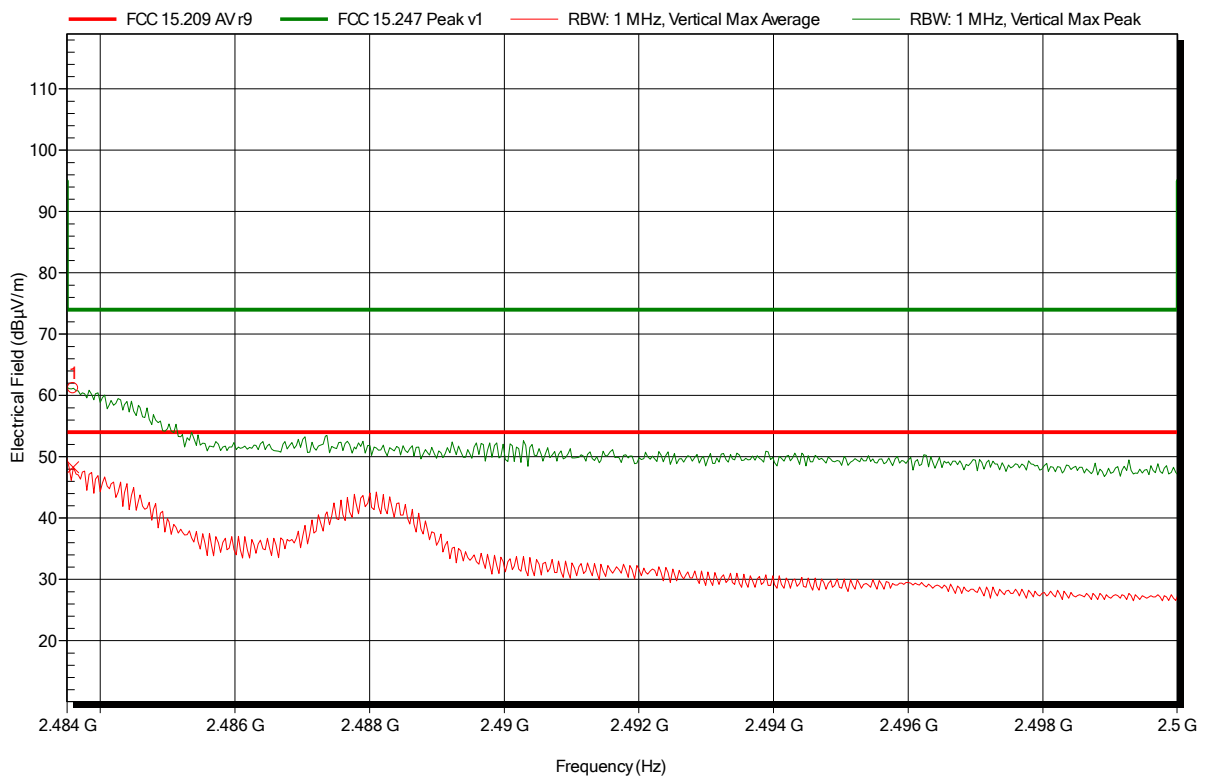
Frequency	Average	Average Limit	Average Difference	Average Status
2.484 GHz	42.37 dBµV/m	54 dBµV/m	-11.63 dB	Pass
2.488 GHz	48.39 dBµV/m	54 dBµV/m	-5.61 dB	Pass

Spurious emissions according to FCC part 15 Subpart C § 15.247

Project number: G0M-1712-7109

Applicant: eResearchTechnology GmbH
 EUT Name: Asthma Monitor AM3
 Model: AM3 Option BT+
 Test Site: Eurofins Product Service GmbH
 Operator: Sebastian Suckow
 Test Conditions: Tnom: 24°C, Vnom: 3.7 VDC
 Antenna: Schwarzbeck BBHA 9120D, Vertical
 Measurement distance: 3 m
 Mode: TX; BT 3DH5 2480 MHz
 Test Date: 2018-01-30
 Note: higher bandedge

Index 14



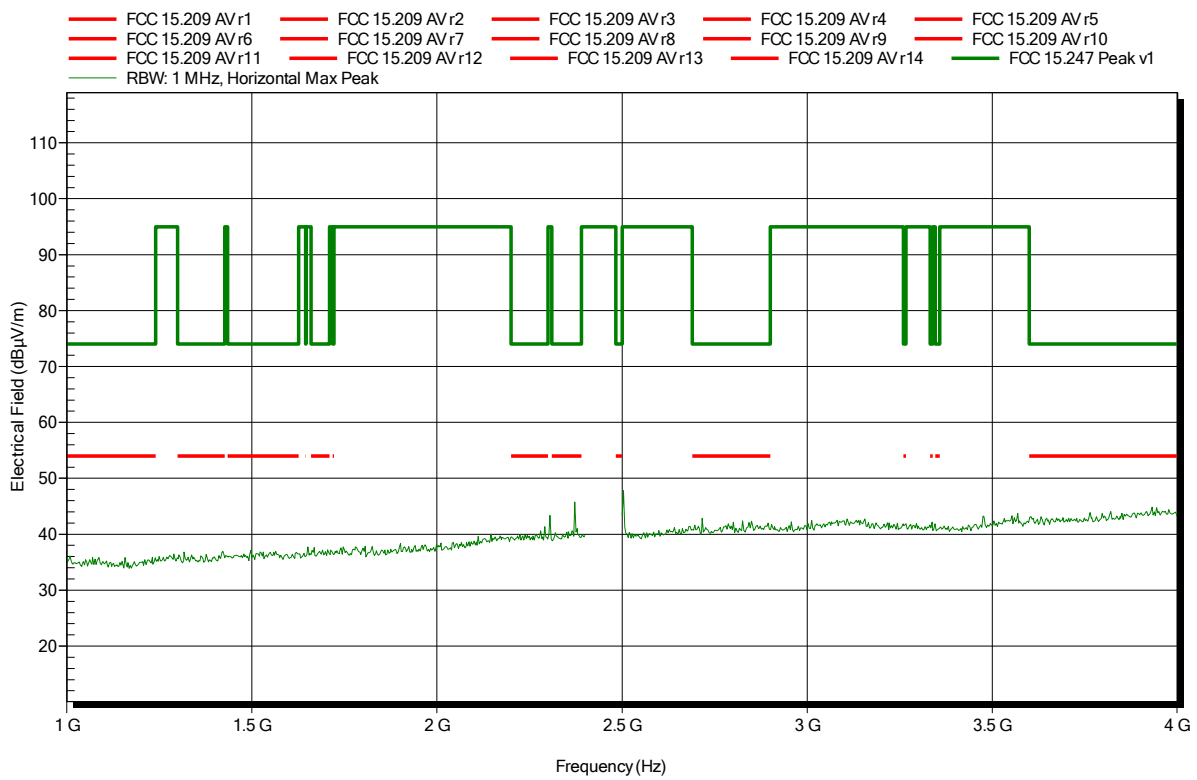
Frequency	Peak	Peak Limit	Peak Difference	Peak Status
2.484 GHz	61.2 dBµV/m	74 dBµV/m	-12.8 dB	Pass
Frequency	Average	Average Limit	Average Difference	Average Status
2.484 GHz	48.32 dBµV/m	54 dBµV/m	-5.68 dB	Pass

Spurious emissions according to FCC part 15 Subpart C § 15.247

Project number: G0M-1712-7109

Applicant: eResearchTechnology GmbH
 EUT Name: Asthma Monitor AM3
 Model: AM3 Option BT+
 Test Site: Eurofins Product Service GmbH
 Operator: Sebastian Suckow
 Test Conditions: Tnom: 24°C, Vnom: 3.7 VDC
 Antenna: Schwarzbeck BBHA 9120D, Horizontal
 Measurement distance: 3 m
 Mode: TX; BT 3DH5 2480 MHz
 Test Date: 2018-01-30
 Note:

Index 16

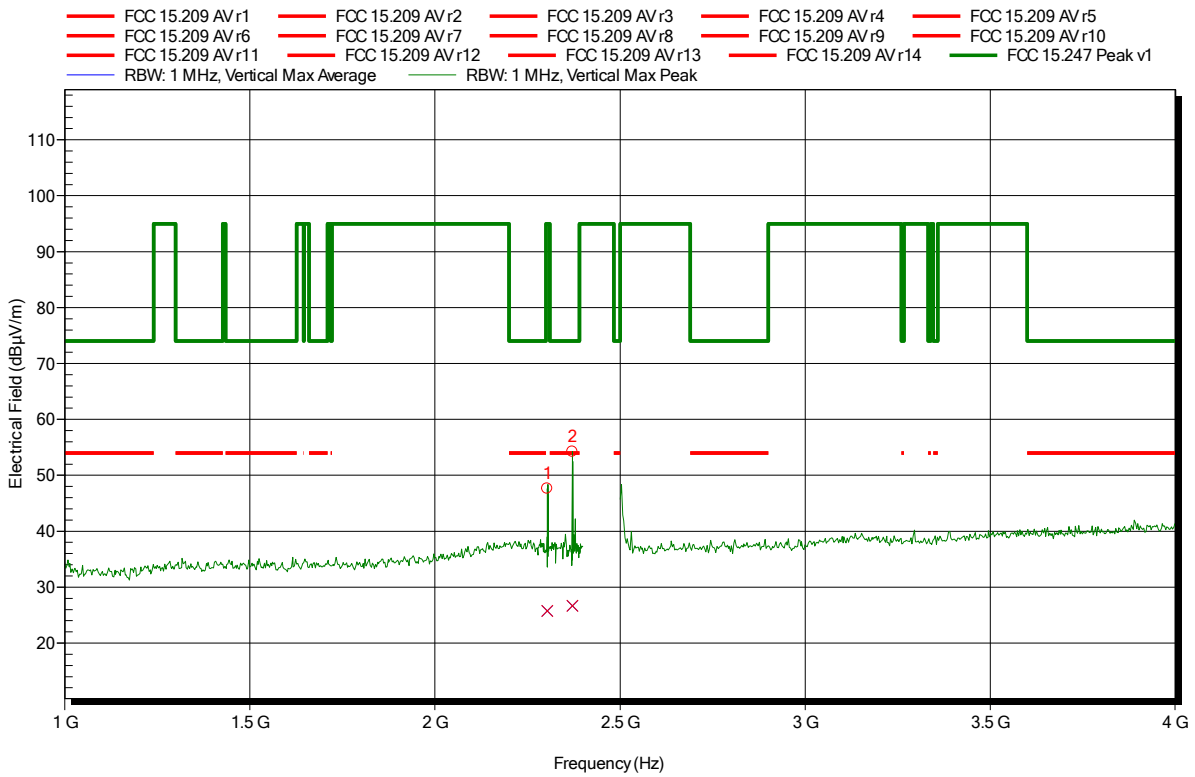


Spurious emissions according to FCC part 15 Subpart C § 15.247

Project number: G0M-1712-7109

Applicant: eResearchTechnology GmbH
 EUT Name: Asthma Monitor AM3
 Model: AM3 Option BT+
 Test Site: Eurofins Product Service GmbH
 Operator: Sebastian Suckow
 Test Conditions: Tnom: 24°C, Vnom: 3.7 VDC
 Antenna: Schwarzbeck BBHA 9120D, Vertical
 Measurement distance: 3 m
 Mode: TX; BT 3DH5 2480 MHz
 Test Date: 2018-01-30
 Note:

Index 13



Frequency	Peak	Peak Limit	Peak Difference	Peak Status
2.304 GHz	47.59 dBµV/m	95 dBµV/m	-47.41 dB	Pass
2.371 GHz	54.2 dBµV/m	74 dBµV/m	-19.8 dB	Pass

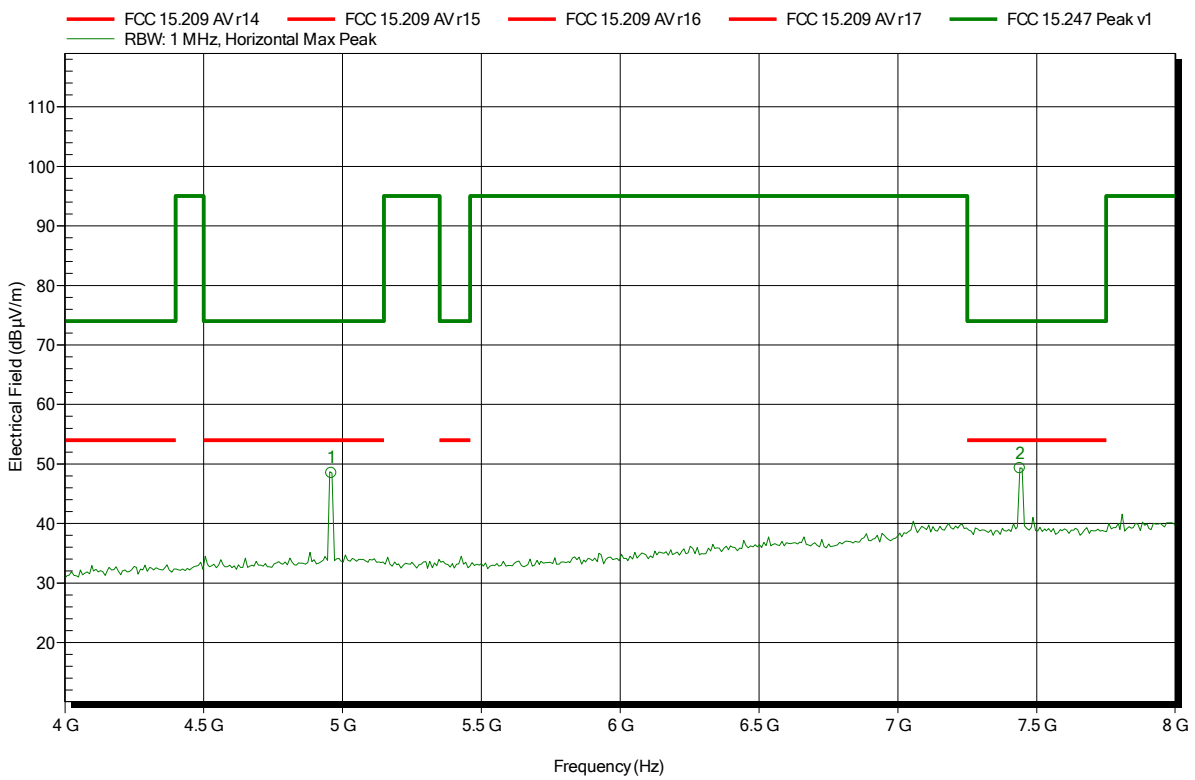
Frequency	Average	Average Limit	Average Difference	Average Status
2.304 GHz	25.73 dBµV/m	54 dBµV/m	-24.27 dB	Pass
2.371 GHz	26.64 dBµV/m	54 dBµV/m	-27.36 dB	Pass

Spurious emissions according to FCC part 15 Subpart C § 15.247

Project number: G0M-1712-7109

Applicant: eResearchTechnology GmbH
 EUT Name: Asthma Monitor AM3
 Model: AM3 Option BT+
 Test Site: Eurofins Product Service GmbH
 Operator: Sebastian Suckow
 Test Conditions: Tnom: 24°C, Vnom: 3.7 VDC
 Antenna: Schwarzbeck BBHA 9120D, Horizontal
 Measurement distance: 1 m converted to 3m
 Mode: TX; BT 3DH5 2480 MHz
 Test Date: 2018-01-30
 Note:

Index 27



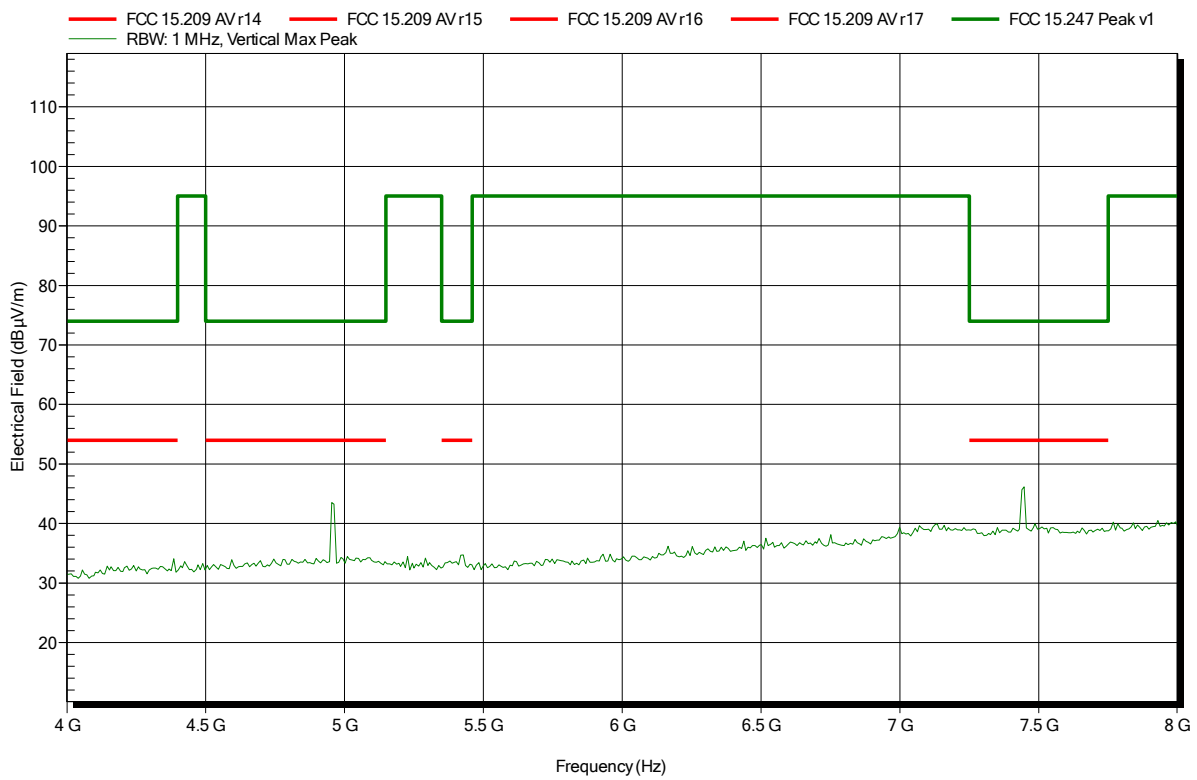
Frequency	Peak	Peak Limit	Peak Difference	Status
4.96 GHz	48.47 dBµV/m	74 dBµV/m	-25.53 dB	Pass
7.44 GHz	49.27 dBµV/m	74 dBµV/m	-24.73 dB	Pass

Spurious emissions according to FCC part 15 Subpart C § 15.247

Project number: G0M-1712-7109

Applicant: eResearchTechnology GmbH
 EUT Name: Asthma Monitor AM3
 Model: AM3 Option BT+
 Test Site: Eurofins Product Service GmbH
 Operator: Sebastian Suckow
 Test Conditions: Tnom: 24°C, Vnom: 3.7 VDC
 Antenna: Schwarzbeck BBHA 9120D, Vertical
 Measurement distance: 1 m converted to 3m
 Mode: TX; BT 3DH5 2480 MHz
 Test Date: 2018-01-30
 Note:

Index 42

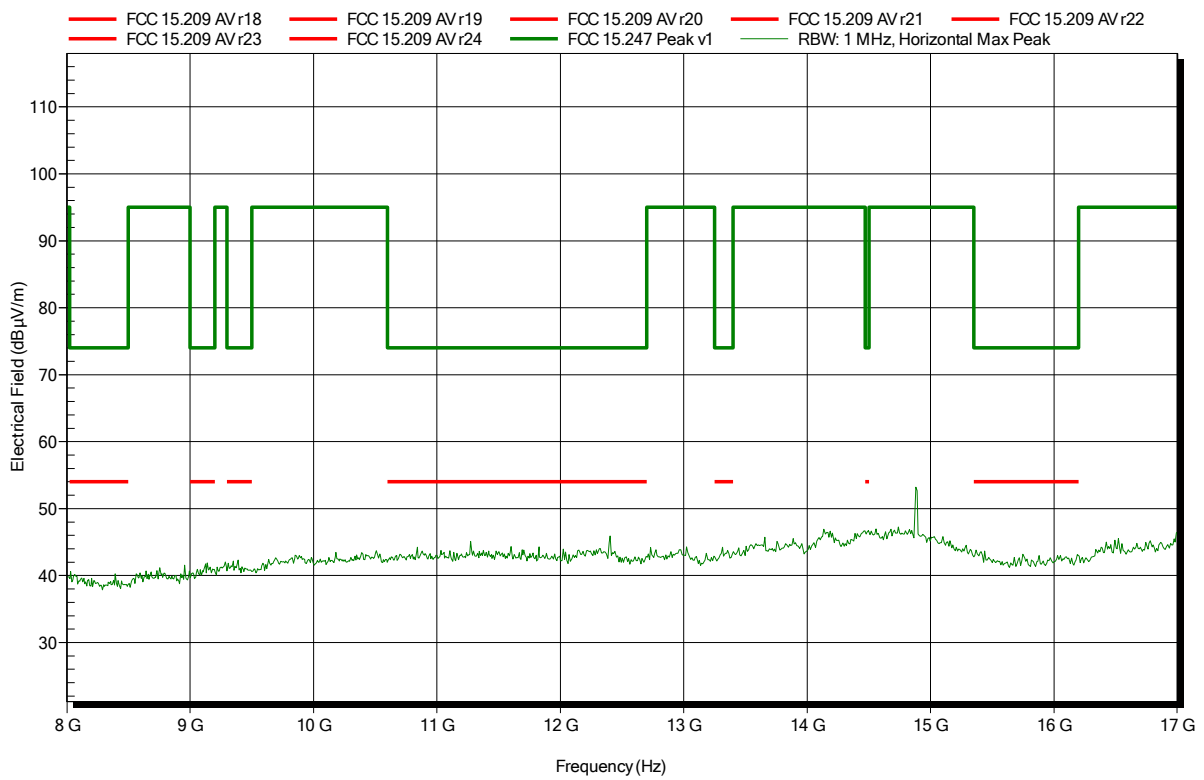


Spurious emissions according to FCC part 15 Subpart C § 15.247

Project number: G0M-1712-7109

Applicant: eResearchTechnology GmbH
 EUT Name: Asthma Monitor AM3
 Model: AM3 Option BT+
 Test Site: Eurofins Product Service GmbH
 Operator: Sebastian Suckow
 Test Conditions: Tnom: 24°C, Vnom: 3.7 VDC
 Antenna: Schwarzbeck BBHA 9120D, Horizontal
 Measurement distance: 1 m converted to 3m
 Mode: TX; BT 3DH5 2480 MHz
 Test Date: 2018-01-30
 Note:

Index 31

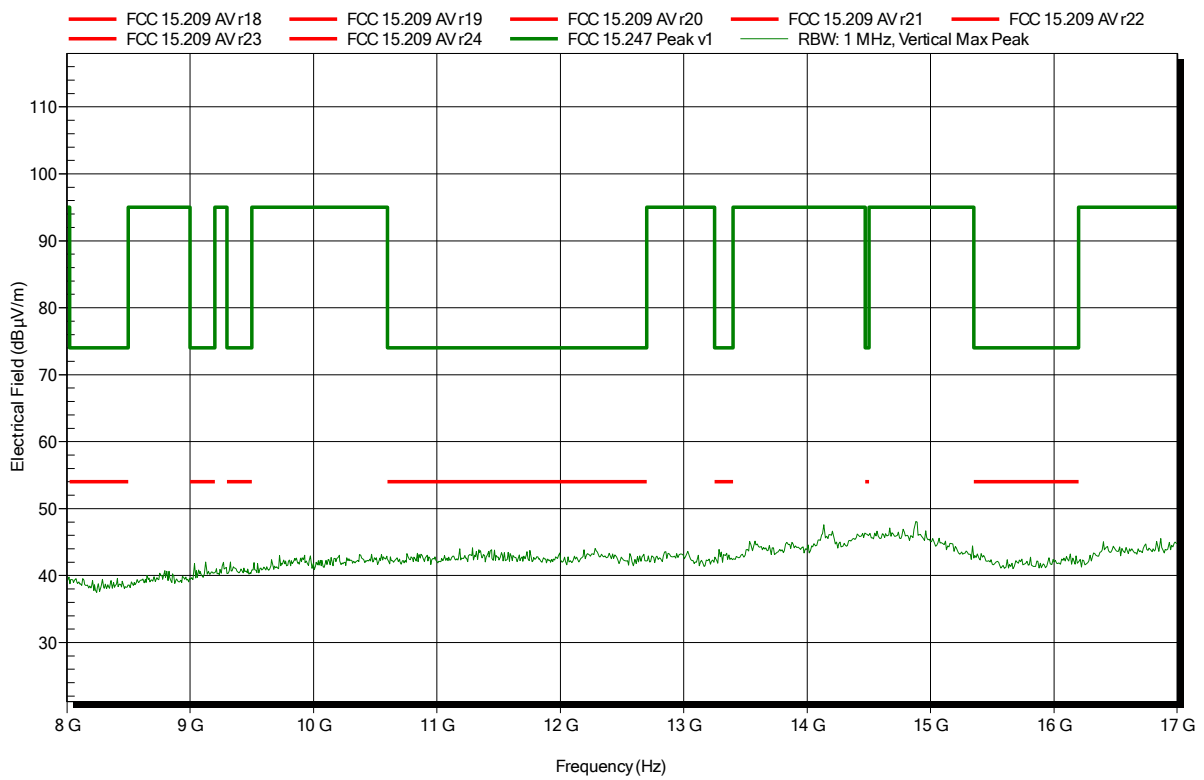


Spurious emissions according to FCC part 15 Subpart C § 15.247

Project number: G0M-1712-7109

Applicant: eResearchTechnology GmbH
 EUT Name: Asthma Monitor AM3
 Model: AM3 Option BT+
 Test Site: Eurofins Product Service GmbH
 Operator: Sebastian Suckow
 Test Conditions: Tnom: 24°C, Vnom: 3.7 VDC
 Antenna: Schwarzbeck BBHA 9120D, Vertical
 Measurement distance: 1 m converted to 3m
 Mode: TX; BT 3DH5 2480 MHz
 Test Date: 2018-01-30
 Note:

Index 41

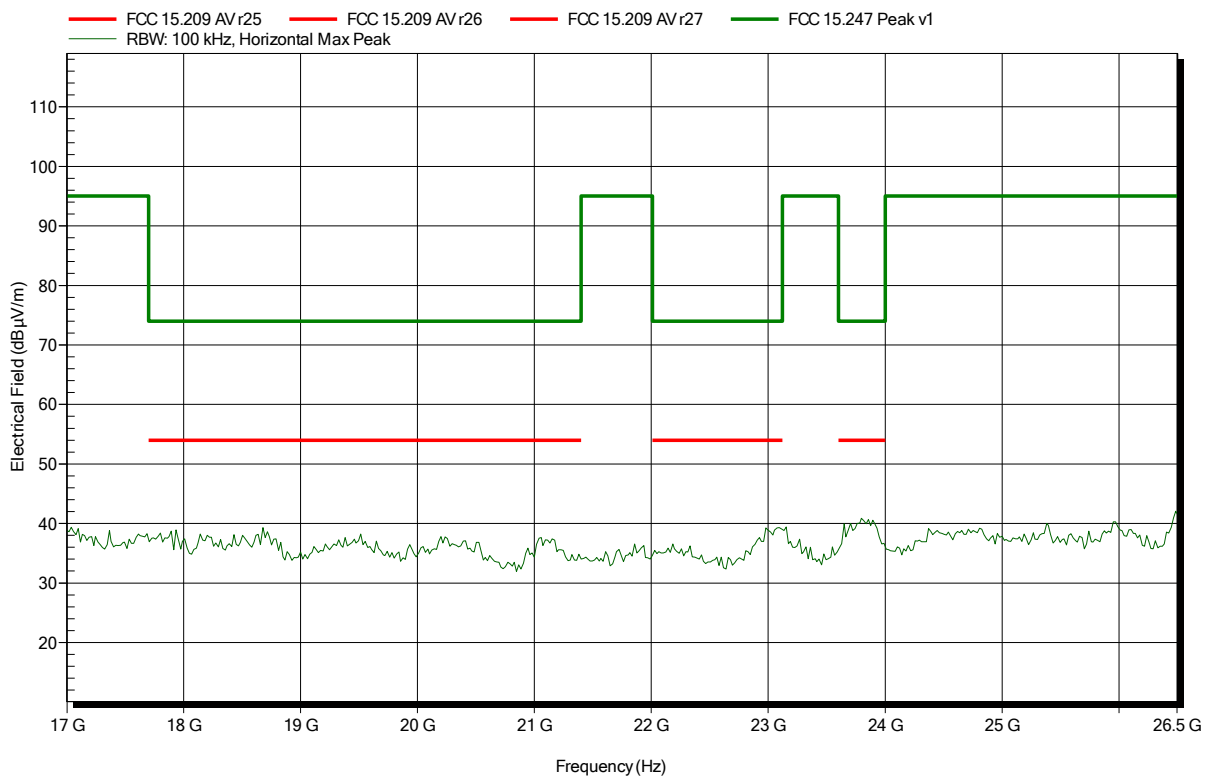


Spurious emissions according to FCC part 15 Subpart C § 15.247

Project number: G0M-1712-7109

Applicant: eResearchTechnology GmbH
 EUT Name: Asthma Monitor AM3
 Model: AM3 Option BT+
 Test Site: Eurofins Product Service GmbH
 Operator: Sebastian Suckow
 Test Conditions: Tnom: 24°C, Vnom: 3.7 VDC
 Antenna: ATH18G40, Horizontal
 Measurement distance: 1 m converted to 3m
 Mode: TX; BT 3DH5 2480 MHz
 Test Date: 2018-01-30
 Note:

Index 43

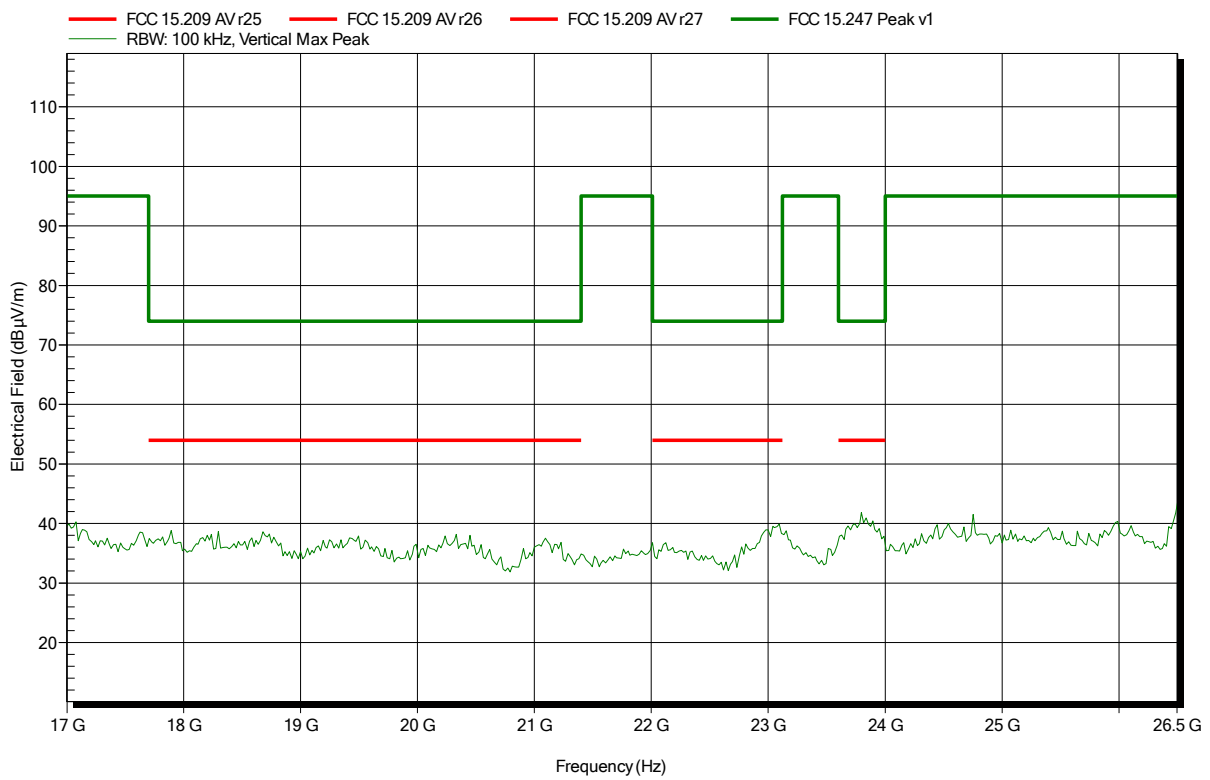


Spurious emissions according to FCC part 15 Subpart C § 15.247

Project number: G0M-1712-7109

Applicant: eResearchTechnology GmbH
 EUT Name: Asthma Monitor AM3
 Model: AM3 Option BT+
 Test Site: Eurofins Product Service GmbH
 Operator: Sebastian Suckow
 Test Conditions: Tnom: 24°C, Vnom: 3.7 VDC
 Antenna: ATH18G40, Vertical
 Measurement distance: 1 m converted to 3m
 Mode: TX; BT 3DH5 2480 MHz
 Test Date: 2018-01-30
 Note:

Index 44



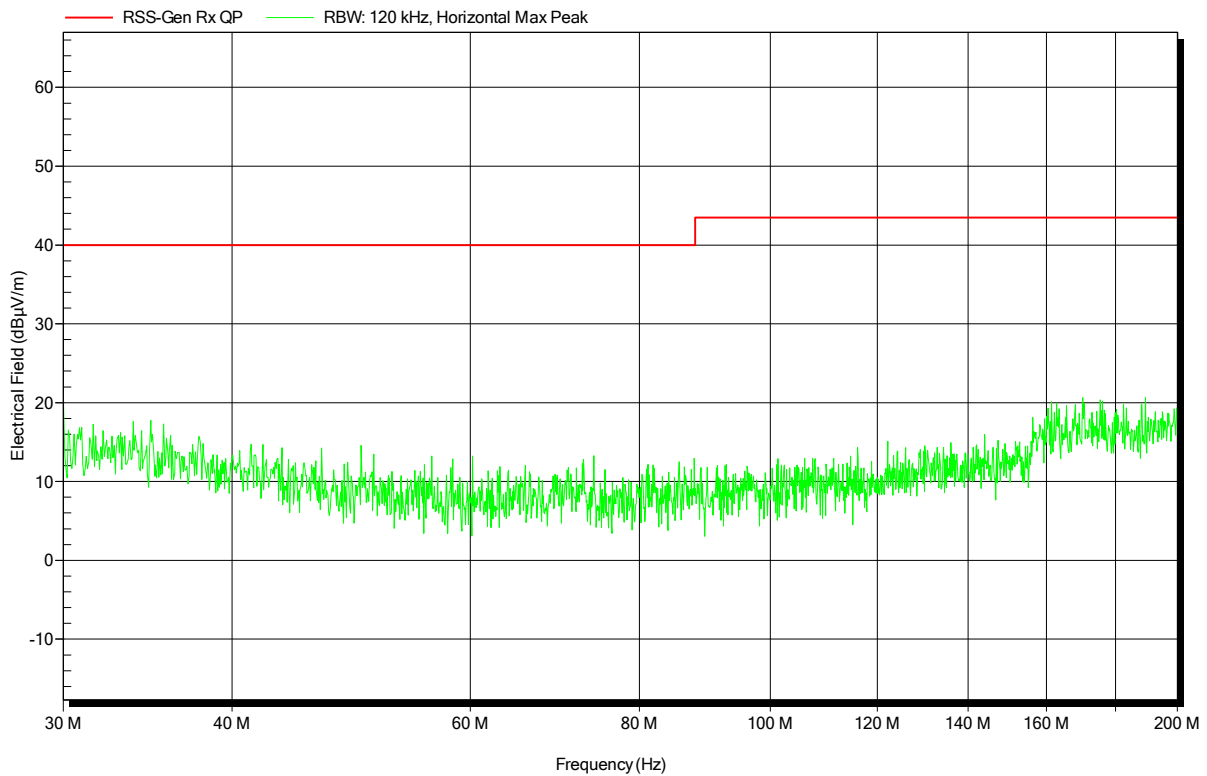
ANNEX B Receiver spurious emissions

Spurious emissions according to FCC 15.247

Project number: G0M-1712-7109

Applicant: eResearchTechnology GmbH
 EUT Name: Asthma Monitor AM3
 Model: AM3 Option BT+
 Test Site: Eurofins Product Service GmbH
 Operator: Mr. Suckow
 Test Conditions: Tnom: 24°C, Vnom: 3.7 VDC
 Antenna: Rohde & Schwarz HK 116, Horizontal
 Measurement distance: 3 m
 Mode: RX; BT Scan Mode
 Test Date: 2018-02-02
 Note:

Index 15

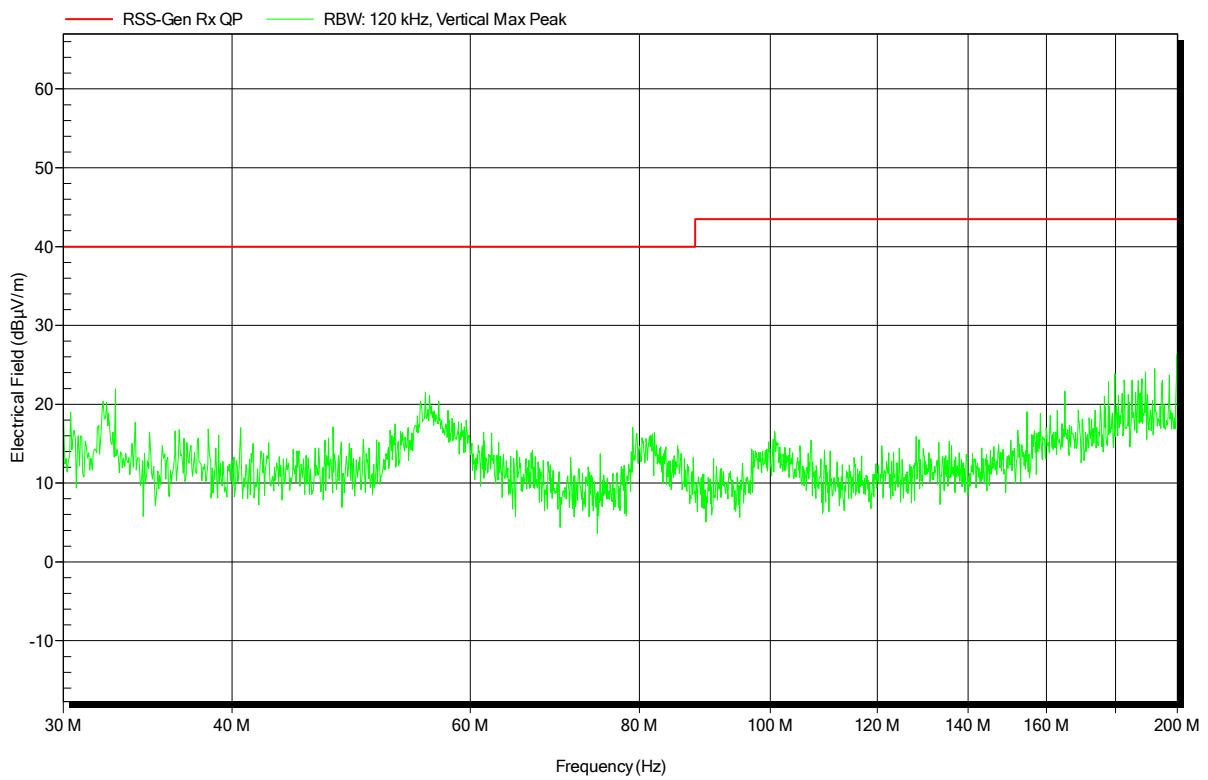


Spurious emissions according to FCC 15.247

Project number: G0M-1712-7109

Applicant: eResearchTechnology GmbH
 EUT Name: Asthma Monitor AM3
 Model: AM3 Option BT+
 Test Site: Eurofins Product Service GmbH
 Operator: Mr. Suckow
 Test Conditions: Tnom: 24°C, Vnom: 3.7 VDC
 Antenna: Rohde & Schwarz HK 116, Vertical
 Measurement distance: 3 m
 Mode: RX; BT Scan Mode
 Test Date: 2018-02-02
 Note:

Index 16

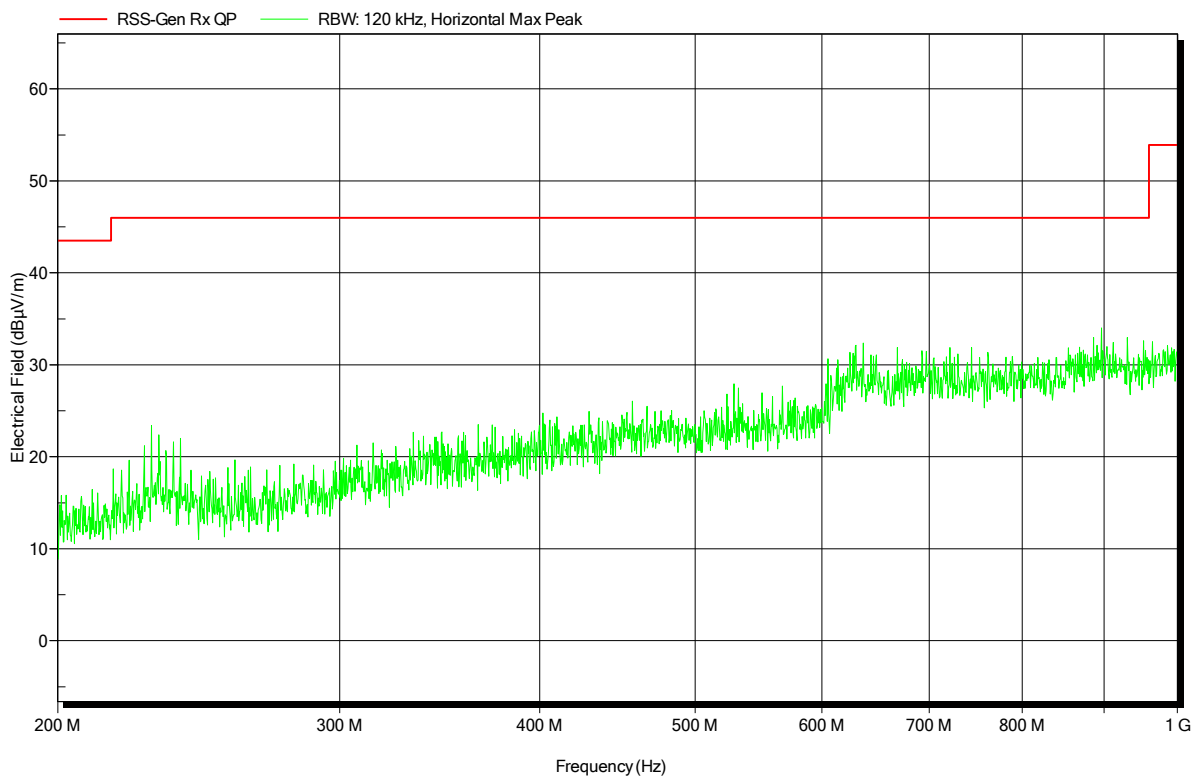


Spurious emissions according to FCC 15.247

Project number: G0M-1712-7109

Applicant: eResearchTechnology GmbH
 EUT Name: Asthma Monitor AM3
 Model: AM3 Option BT+
 Test Site: Eurofins Product Service GmbH
 Operator: Mr. Suckow
 Test Conditions: Tnom: 24°C, Vnom: 3.7 VDC
 Antenna: Rohde & Schwarz HL 223, Horizontal
 Measurement distance: 3 m
 Mode: RX; BT Scan Mode
 Test Date: 2018-02-02
 Note:

Index 18

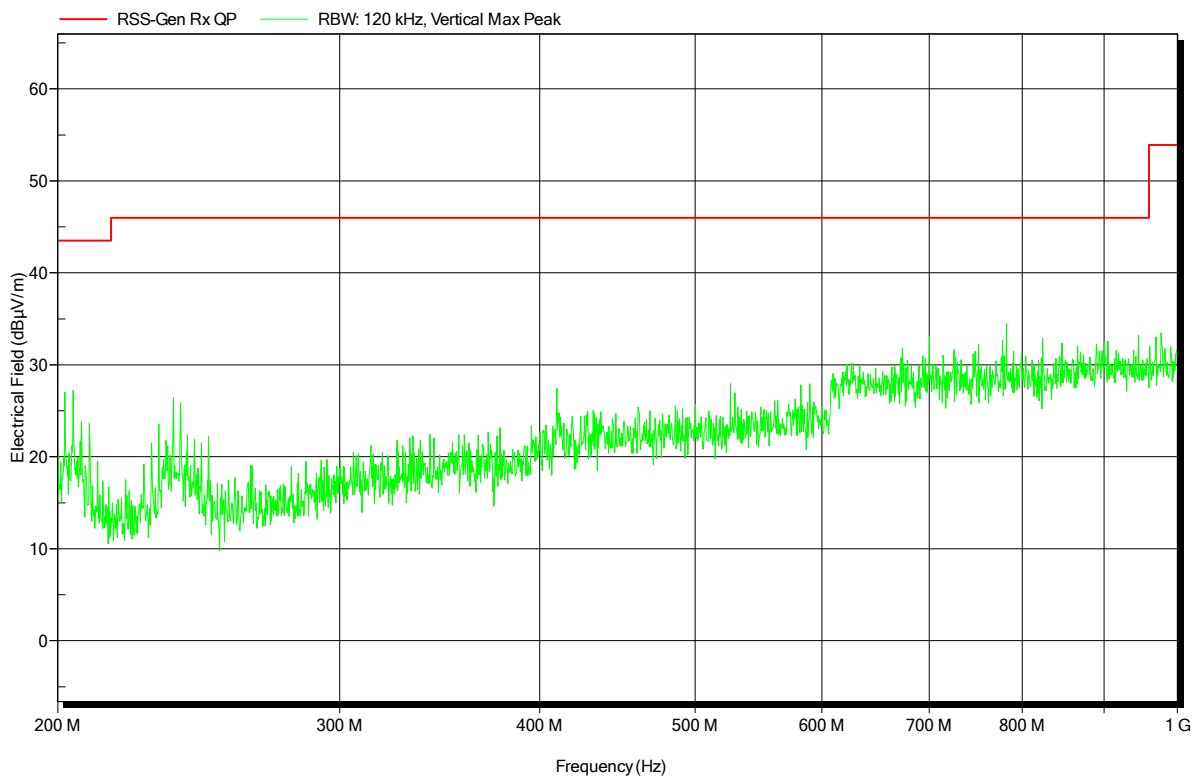


Spurious emissions according to FCC 15.247

Project number: G0M-1712-7109

Applicant: eResearchTechnology GmbH
 EUT Name: Asthma Monitor AM3
 Model: AM3 Option BT+
 Test Site: Eurofins Product Service GmbH
 Operator: Mr. Suckow
 Test Conditions: Tnom: 24°C, Vnom: 3.7 VDC
 Antenna: Rohde & Schwarz HL 223, Vertical
 Measurement distance: 3 m
 Mode: RX; BT Scan Mode
 Test Date: 2018-02-02
 Note:

Index 17

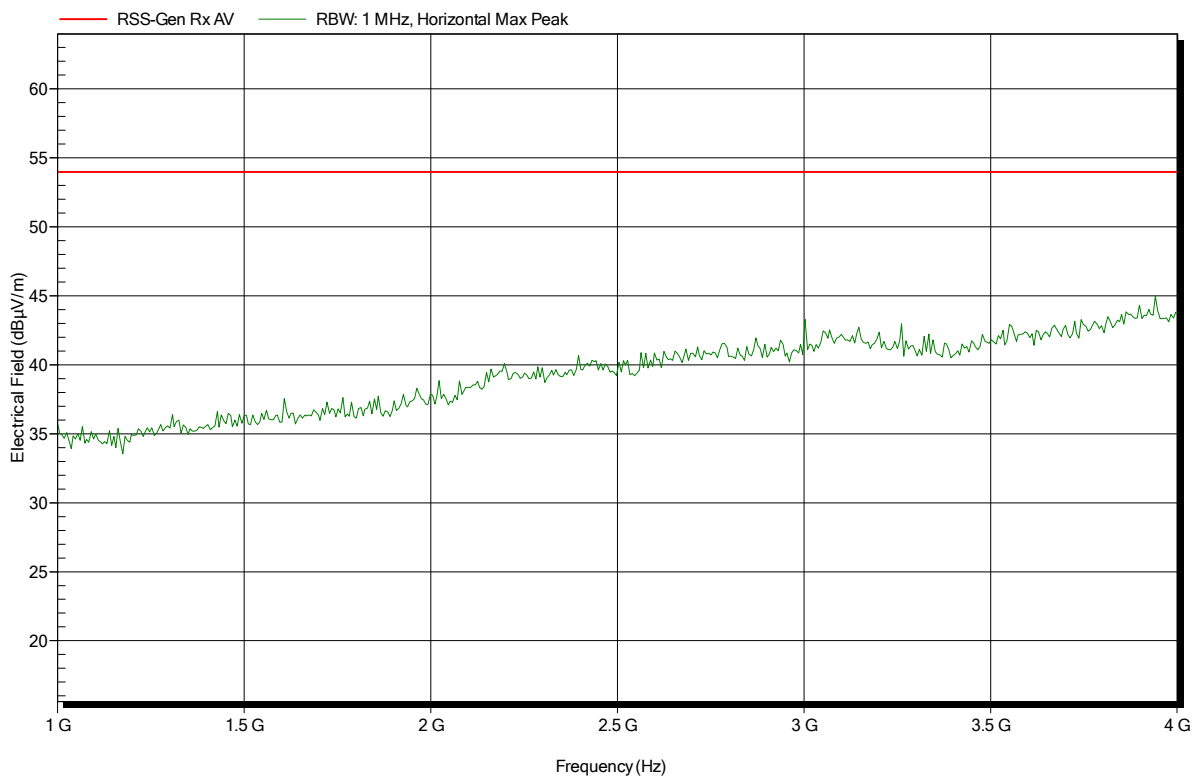


Spurious emissions according to FCC part 15 Subpart C § 15.247

Project number: G0M-1712-7109

Applicant: eResearchTechnology GmbH
 EUT Name: Asthma Monitor AM3
 Model: AM3 Option BT+
 Test Site: Eurofins Product Service GmbH
 Operator: Sebastian Suckow
 Test Conditions: Tnom: 24°C, Vnom: 3.7 VDC
 Antenna: Schwarzbeck BBHA 9120D, Horizontal
 Measurement distance: 3 m
 Mode: RX; BT Scan Mode
 Test Date: 2018-01-30
 Note:

Index 53

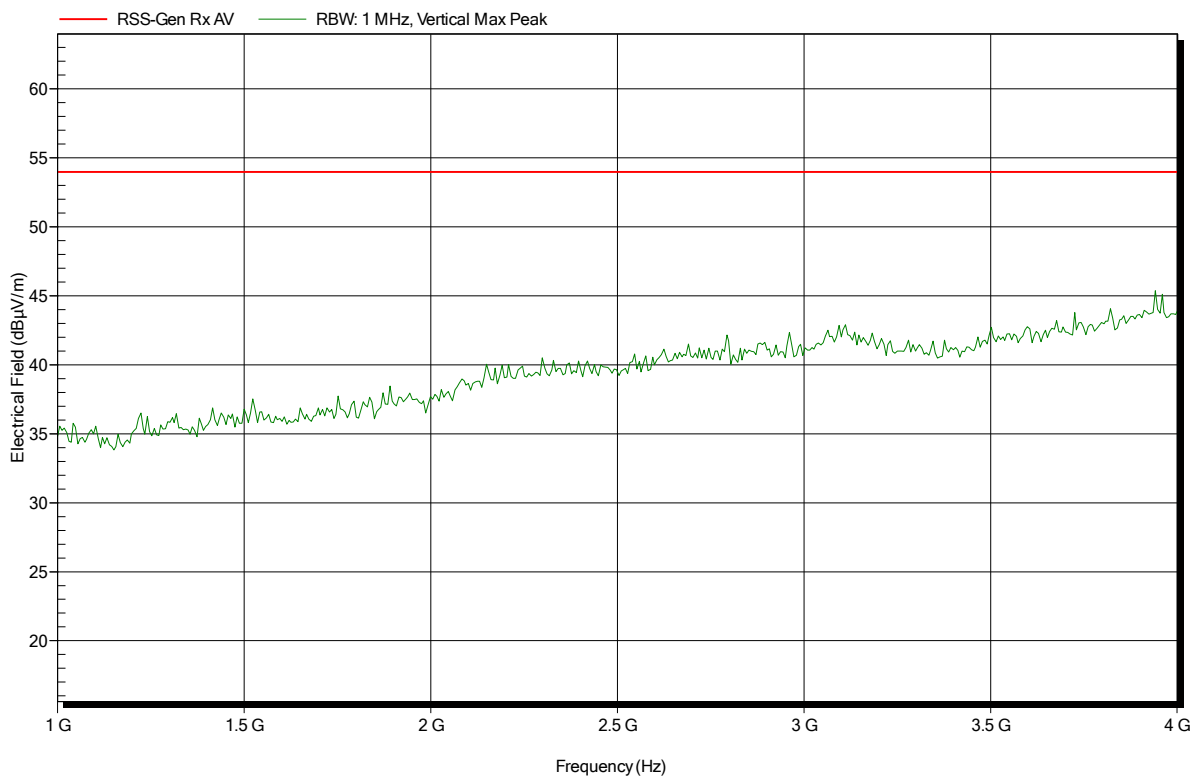


Spurious emissions according to FCC part 15 Subpart C § 15.247

Project number: G0M-1712-7109

Applicant: eResearchTechnology GmbH
 EUT Name: Asthma Monitor AM3
 Model: AM3 Option BT+
 Test Site: Eurofins Product Service GmbH
 Operator: Sebastian Suckow
 Test Conditions: Tnom: 24°C, Vnom: 3.7 VDC
 Antenna: Schwarzbeck BBHA 9120D, Vertical
 Measurement distance: 3 m
 Mode: RX; BT Scan Mode
 Test Date: 2018-01-30
 Note:

Index 54

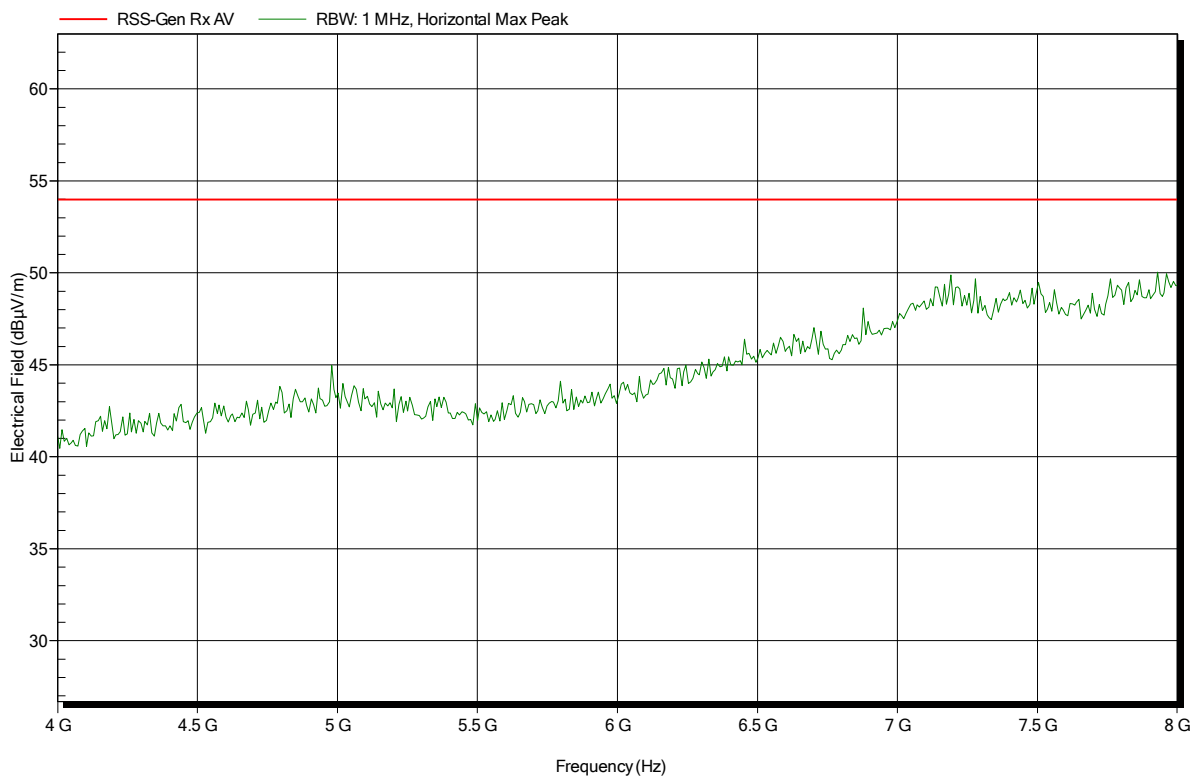


Spurious emissions according to FCC part 15 Subpart C § 15.247

Project number: G0M-1712-7109

Applicant: eResearchTechnology GmbH
 EUT Name: Asthma Monitor AM3
 Model: AM3 Option BT+
 Test Site: Eurofins Product Service GmbH
 Operator: Sebastian Suckow
 Test Conditions: Tnom: 24°C, Vnom: 3.7 VDC
 Antenna: Schwarzbeck BBHA 9120D, Horizontal
 Measurement distance: 3 m
 Mode: RX; BT Scan Mode
 Test Date: 2018-01-30
 Note:

Index 52

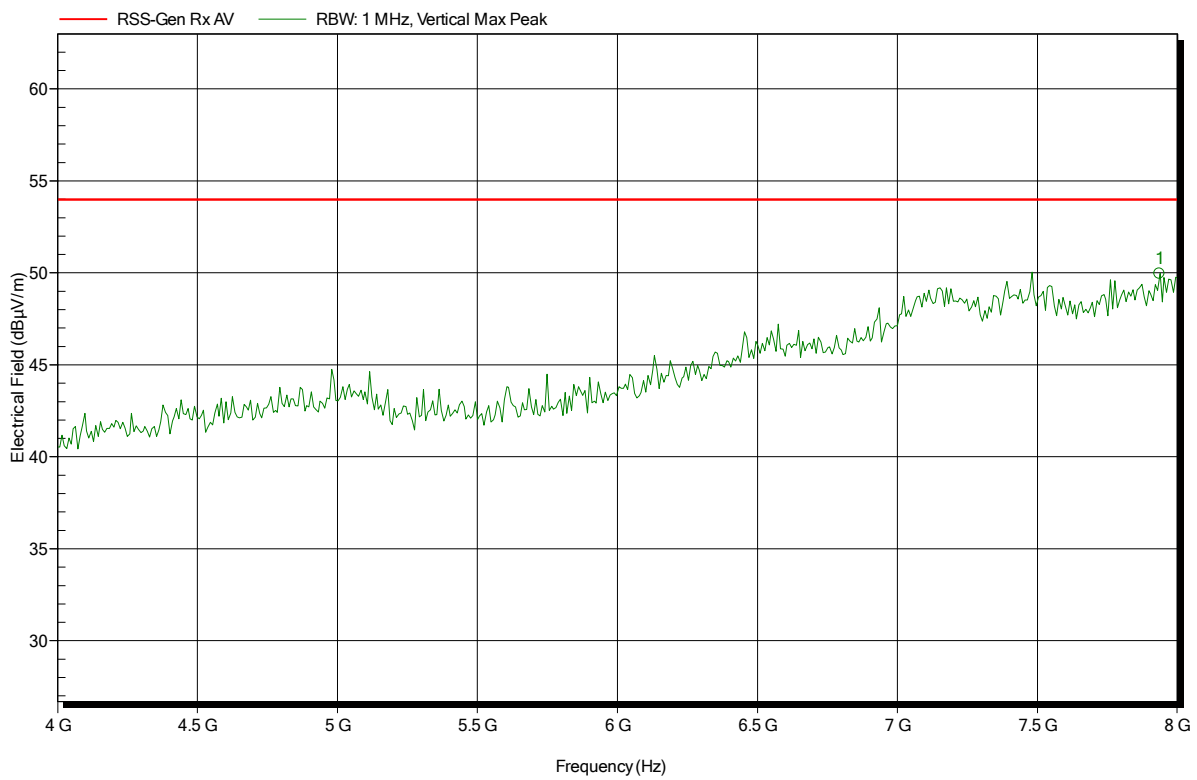


Spurious emissions according to FCC part 15 Subpart C § 15.247

Project number: G0M-1712-7109

Applicant: eResearchTechnology GmbH
 EUT Name: Asthma Monitor AM3
 Model: AM3 Option BT+
 Test Site: Eurofins Product Service GmbH
 Operator: Sebastian Suckow
 Test Conditions: Tnom: 24°C, Vnom: 3.7 VDC
 Antenna: Schwarzbeck BBHA 9120D, Vertical
 Measurement distance: 3 m
 Mode: RX; BT Scan Mode
 Test Date: 2018-01-30
 Note:

Index 55



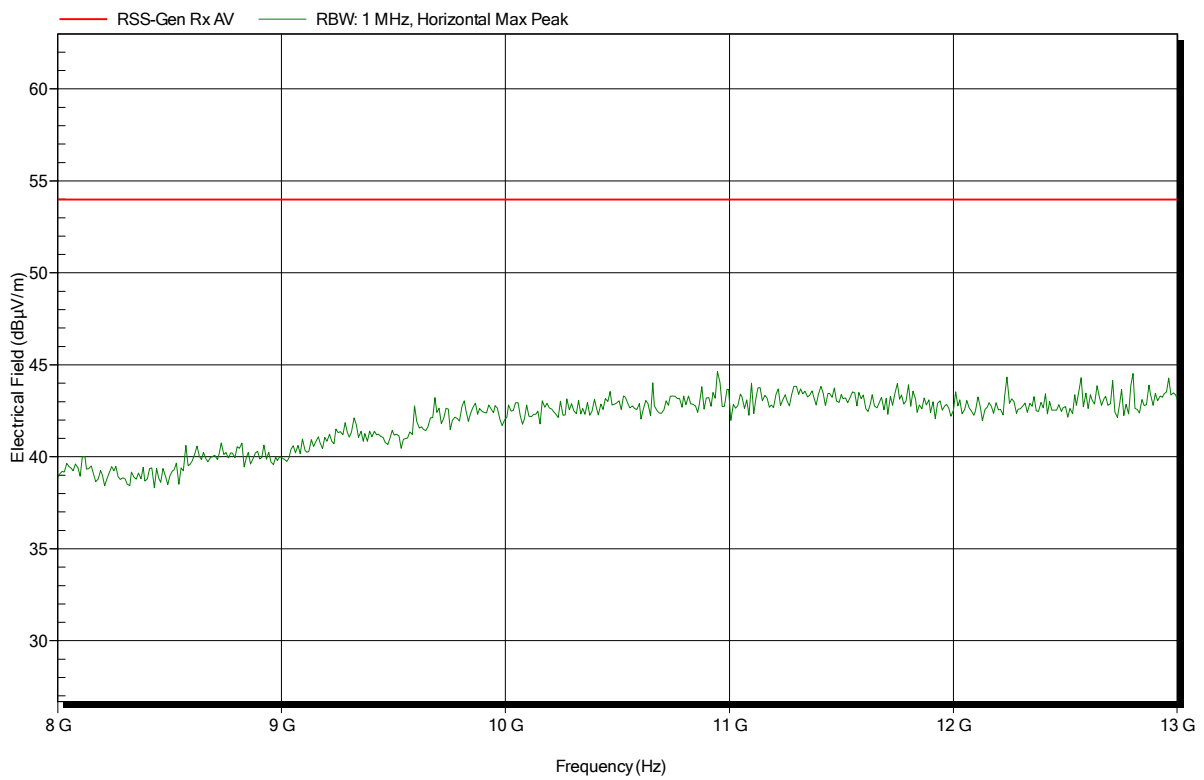
Frequency	Peak	Peak Limit	Peak Difference	Peak Status
7.936 GHz	49.96 dBµV/m	53.98 dBµV/m	-4.02 dB	Pass

Spurious emissions according to FCC part 15 Subpart C § 15.247

Project number: G0M-1712-7109

Applicant: eResearchTechnology GmbH
 EUT Name: Asthma Monitor AM3
 Model: AM3 Option BT+
 Test Site: Eurofins Product Service GmbH
 Operator: Sebastian Suckow
 Test Conditions: Tnom: 24°C, Vnom: 3.7 VDC
 Antenna: Schwarzbeck BBHA 9120D, Horizontal
 Measurement distance: 1 m converted to 3m
 Mode: RX; BT Scan Mode
 Test Date: 2018-01-30
 Note:

Index 51



Spurious emissions according to FCC part 15 Subpart C § 15.247

Project number: G0M-1712-7109

Applicant: eResearchTechnology GmbH
 EUT Name: Asthma Monitor AM3
 Model: AM3 Option BT+
 Test Site: Eurofins Product Service GmbH
 Operator: Sebastian Suckow
 Test Conditions: Tnom: 24°C, Vnom: 3.7 VDC
 Antenna: Schwarzbeck BBHA 9120D, Vertical
 Measurement distance: 1 m converted to 3m
 Mode: RX; BT Scan Mode
 Test Date: 2018-01-30
 Note:

Index 49

