

FCC TEST REPORT

**FCC 47 CFR Part 22H
 Industry Canada RSS-132, Issue 2
 Cellular Telephones Operating in the Bands 824-849MHz and 869-894MHz
 FCC 47 CFR Part 24E
 Industry Canada RSS-133, Issue 5
 2GHz Personal Communication Services**

Report Reference No. : G0M-1303-2685-TFC224M-V02

Testing Laboratory : Eurofins Product Service GmbH

Address : Storkower Str. 38c
 15526 Reichenwalde
 Germany

Accreditation :



A2LA Accredited Testing Laboratory, Certificate No.: 1983.01
 FCC Filed Test Laboratory, Reg.-No.: 96970
 IC OATS Filing assigned code: 3470A

Applicant's name : eResearch Technology GmbH

Address : Sieboldstrasse 3
 97230 Estenfeld
 Germany

Test specification:

Standard..... : 47 CFR Part 22H, 47 CFR Part 24E
 RSS-132, Issue 2 : 2005-09, RSS-133, Issue 5 : 2009-02
 SRSP-503 Issue 7 : 2008-09, SRSP-510 Issue 5 : 2009-02
 RSS-Gen, Issue 3, 2010-12, ANSI/TIA-603-C-2004

Equipment under test (EUT):

Product description	Asthma Monitor AM3	
Model No.	AM3 GSM	
Hardware version	01	
Firmware / Software version	01	
	FCC-ID: 2AAUFAM3G01	IC: 11335A-AM3G01

Test result : **Passed**

Possible test case verdicts:	
- neither assessed nor tested	N/N
- required by standard but not appl. to test object.....	N/A
- required by standard but not tested.....	N/T
- not required by standard for the test object	N/R
- test object does meet the requirement.....	P (Pass)
- test object does not meet the requirement.....	F (Fail)
Testing:	
Date of receipt of test item	2013-08-05
Date (s) of performance of tests	2013-08-05 – 2013-08-09
Compiled by	Antje Bartusch
Tested by (+ signature)..... (Testing Manager)	Wilfried Treffke 
Approved by (+ signature)	Christian Weber 
Date of issue	2013-11-07
Total number of pages.....	97
General remarks:	
<p>The test results presented in this report relate only to the object tested.</p> <p>The results contained in this report reflect the results for this particular model and serial number. It is the responsibility of the manufacturer to ensure that all production models meet the intent of the requirements detailed within this report.</p>	
<p>This report shall not be reproduced, except in full, without the written approval of the Issuing testing laboratory.</p>	
Additional comments:	
<p>Test case selection is based on full modular approval of licensed transmitter module used by the EUT. The EUT uses a GSM/GPRS module with full modular approval according to FCC and IC rules. For details about the radio module see EUT description in section 1.</p>	

Version History

Version	Issue Date	Remarks	Revised by
01	2013-10-29	Initial Release	
02	2013-11-07	Transmitter spurious emission corrected	C. Weber

REPORT INDEX

1	EQUIPMENT (TEST ITEM) DESCRIPTION	5
1.1	Photos – Equipment External	7
1.2	Photos – Equipment internal	8
1.3	Photos – Test setup	9
1.4	Supporting Equipment Used During Testing	10
1.5	Test Modes	11
1.6	Test Equipment Used During Testing	12
1.7	Sample emission level calculation	13
2	RESULT SUMMARY	14
3	TEST CONDITIONS AND RESULTS	15
3.1	Test Conditions and Results – Occupied Bandwidth	15
3.2	Test Conditions and Results – Effective radiated power / Equivalent isotropic radiated power	22
3.3	Test Conditions and Results – Transmitter radiated emissions	24
3.4	Test Conditions and Results – Receiver radiated emissions	26
ANNEX A	Transmitter radiated spurious emissions	28
ANNEX B	Receiver radiated spurious emissions	78

1 Equipment (Test item) Description

Description	Asthma Monitor AM3		
Model	AM3 GSM		
Serial number	None		
Hardware version	01		
Software / Firmware version	01		
FCC-ID	2AAUFAM3G01		
IC	11335A-AM3G01		
Equipment type	End product		
Equipment classification	Portable Device (Human Body distance < 20 cm)		
Radio type	Transceiver		
Radio technology	GSM850 / GSM1900		
Operating frequency range	GSM850 : TX = 824 - 849 MHz, RX = 869 - 894 MHz GSM1900 : TX = 1850 - 1910 MHz, RX = 1930 - 1990 MHz		
Assigned frequency band	Cell. Service Block A & B : 824 - 849 MHz & 869 - 894 MHz Broadband PCS : 1850 - 1910 MHz & 1930 - 1990 MHz		
Main test frequencies GSM850	F _{LOW}	CH : 128 UL: 824.2 MHz	CH : 128 DL: 869.2 MHz
	F _{MID}	CH : 188 UL: 836.2 MHz	CH : 188 DL: 881.2 MHz
	F _{HIGH}	CH : 251 UL: 848.8 MHz	CH : 251 DL: 893.8 MHz
Main test frequencies GSM1900	F _{LOW}	CH : 512 UL: 1850.2 MHz	CH : 512 DL: 1930.2 MHz
	F _{MID}	CH : 661 UL: 1880.0 MHz	CH : 661 DL: 1960.0 MHz
	F _{HIGH}	CH : 810 UL: 1909.8 MHz	CH : 810 DL: 1989.8 MHz
Supported transmission modes	GSM, GPRS		
Modulations	GSM, GPRS : GMSK		
Multislot class	10		
Number of antennas	1		
Radio module	Type	GSM Module	
	Model	WISMO228	
	Manufacturer	sierra Wireless	
	HW Version	111	
	SW Version	L23a00gg.wismo0228 121211	
	FCC-ID	N7NWISMO2228	
	IC	2417C-WISMO228	
Antenna	Type	integrated	
	Model	unspecified	
	Manufacturer	ERT	
	Gain	unspecified	

Manufacturer	eResearch Technology GmbH Sieboldstrasse 3 97230 Estenfeld Germany	
	V_{NOM}	3.7 VDC (Battery only) or 120 VAC (AC/DC Adapter)
Power supply	V_{MIN}	N/A
	V_{MIN}	N/A
AC/DC-Adaptor	Model	GTM41134-0605
	Vendor	GlobTek
	Input	100-240VAC / 50-60Hz
	Output	5 VDC

1.4 Supporting Equipment Used During Testing

Product Type*	Device	Manufacturer	Model No.	Comments
None				
<p>*Note: Use the following abbreviations:</p> <p style="padding-left: 40px;">AE : Auxiliary/Associated Equipment, or</p> <p style="padding-left: 40px;">SIM : Simulator (Not Subjected to Test)</p> <p style="padding-left: 40px;">CABL : Connecting cables</p>				

1.5 Test Modes

Mode #	Description	
GPRS850	General conditions:	EUT powered by battery. Internal GSM antenna connected.
	Radio conditions:	Mode = transmit Connection = Circuit switched Modulation = GMSK Slot configuration = 1 up / 1 down Power level = Maximum (PCL5)
GPRS1900	General conditions:	EUT powered by battery. Internal GSM antenna connected.
	Radio conditions:	Mode = transmit Connection = Circuit switched Modulation = GMSK Slot configuration = 1 up / 1 down Power level = Maximum (PCL0)
Receive	General conditions:	EUT powered by battery.
	Radio conditions:	Mode = standalone receive Modulation = GMSK

1.6 Test Equipment Used During Testing

Occupied Bandwidth					
Description	Manufacturer	Model	Identifier	Cal. Date	Cal. Due
Spectrum Analyzer	R&S	FSP 30	EF00312	2013-01	2014-01

Radiated power					
Description	Manufacturer	Model	Identifier	Cal. Date	Cal. Due
Fully-anechoic chamber	Frankonia	AC 3	EF00199	--	--
Spectrum Analyzer	R&S	FSIQ 26	EF00242	2013-06	2014-06
Biconical Antenna	R&S	HK 116	EF00012	2013-02	2016-02
LPD Antenna	R&S	HL 223	EF00187	2011-02	2014-02
LPD Antenna	R&S	HL 025	EF00327	2013-02	2016-02

Radiated spurious emissions					
Description	Manufacturer	Model	Identifier	Cal. Date	Cal. Due
Semi-anechoic chamber	Frankonia	AC 5	EF00395	calibration	calibration
Spectrum Analyzer	R&S	FSEK 30	EF00168	2012-12	2013-12
Biconical Antenna	R&S	HK 116	EF00012	2013-02	2016-02
LPD Antenna	R&S	HL 223	EF00212	2013-02	2016-02
LPD Antenna	R&S	HL 025	EF00327	2013-02	2016-02

1.7 Sample emission level calculation

The following is a description of terms and a sample calculation, as appears in the radiated emissions data table. The numbers used in the calculation are for example only. There is no direct correlation to the specific data taken for the product described in this document:

Reading:

This is the reading obtained on the spectrum analyzer in dB μ V. Any external preamplifiers used are taken into account through internal analyzer settings.

A.F.:

This is the antenna factor for the receiving antenna. It is a conversion factor, which converts electric fields strengths to voltages, which can be measured directly on the spectrum analyzer. It is treated as a loss in dB. Cable losses have been included with the A.F. to simplify the calculations. The antenna factor is used in calculations as follows:

$$\text{Reading on Analyzer (dB}\mu\text{V)} + \text{A.F. (dB)} = \text{Net field strength (dB}\mu\text{V/m)}$$

Net:

This is the net field strength measurement (as shown above).

Limit:

This is the FCC Class B radiated emission limit (in units of dB μ V/m). The FCC limits are given in units of μ V/m. The following formula is used to convert the units of μ V/m to dB μ V/m:

$$\text{Limit (dB}\mu\text{V/m)} = 20 \cdot \log(\mu\text{V/m})$$

Margin:

This is the margin of compliance below the FCC limit. The units are given in dB. A negative margin indicates the emission was below the limit. A positive margin indicates that the emission exceeds the limit.

Example only:


$$\begin{array}{rclcl} \text{Reading} & + & \text{AF} & = & \text{Net Reading} & : & \text{Net reading} - \text{FCC limit} & = & \text{Margin} \\ 21.5 \text{ dB}\mu\text{V} & + & 26 \text{ dB} & = & 47.5 \text{ dB}\mu\text{V/m} & : & 47.5 \text{ dB}\mu\text{V/m} - 57.0 \text{ dB}\mu\text{V/m} & = & -9.5 \text{ dB} \end{array}$$

2 Result Summary

FCC 47 CFR Part 22H, 24E, IC RSS-132, 133				
Product Specific Standard Section	Requirement – Test	Reference Method	Result	Remarks
RSS-Gen 4.6.1	Occupied Bandwidth	RSS-Gen 4.6.1		Informational only
FCC § 24.235 FCC § 22.355 IC RSS-132 § 4.3 IC RSS-133 § 6.3	Frequency stability	FCC § 24.235 FCC § 22.355 IC RSS-132 § 4.3 IC RSS-133 § 6.3	N/R	Conducted results of licensed radio unaffected. See module radio report.
FCC § 22.913(a)	Effective radiated power	ANSI/TIA-603-C	PASS	
FCC § 24.232(c) IC RSS-132 § 4.4 IC RSS-133 § 6.4	Equivalent isotropic radiated power	ANSI/TIA-603-C	PASS	
FCC § 24.232(d) IC RSS-133 § 6.4	Peak to average ratio	FCC § 24.232(d) IC RSS-133 § 6.4	N/R	Conducted results of licensed radio unaffected. See module radio report
FCC § 22.917(b) FCC § 24.238(b) IC RSS-132 § 4.5 IC RSS-133 § 6.5	Band-edge compliance	FCC § 22.917(b) FCC § 24.238(b) IC RSS-132 § 4.5 IC RSS-133 § 6.5	N/R	Conducted results of licensed radio unaffected. See module radio report
FCC § 22.917(a) FCC § 24.238(a) IC RSS-132 § 4.5 IC RSS-133 § 6.5	Conducted out-of-band emissions	FCC § 22.917(a) FCC § 24.238(a) IC RSS-132 § 4.5 IC RSS-133 § 6.5	N/R	Conducted results of licensed radio unaffected. See module radio report
FCC § 22.917(a) FCC § 24.238(a) IC RSS-132 § 4.5 IC RSS-133 § 6.5	Radiated out-of-band emissions	ANSI/TIA-603-C	PASS	
IC RSS-132 § 4.6 IC RSS-133 § 6.6 IC RSS-Gen 4.10 IC RSS-Gen 6.1	Receiver radiated spurious emissions	IC RSS-132 § 4.6 IC RSS-133 § 6.6 IC RSS-Gen 4.10 IC RSS-Gen 6.1	PASS	Conducted results of licensed radio unaffected. See module radio report
Remarks:				

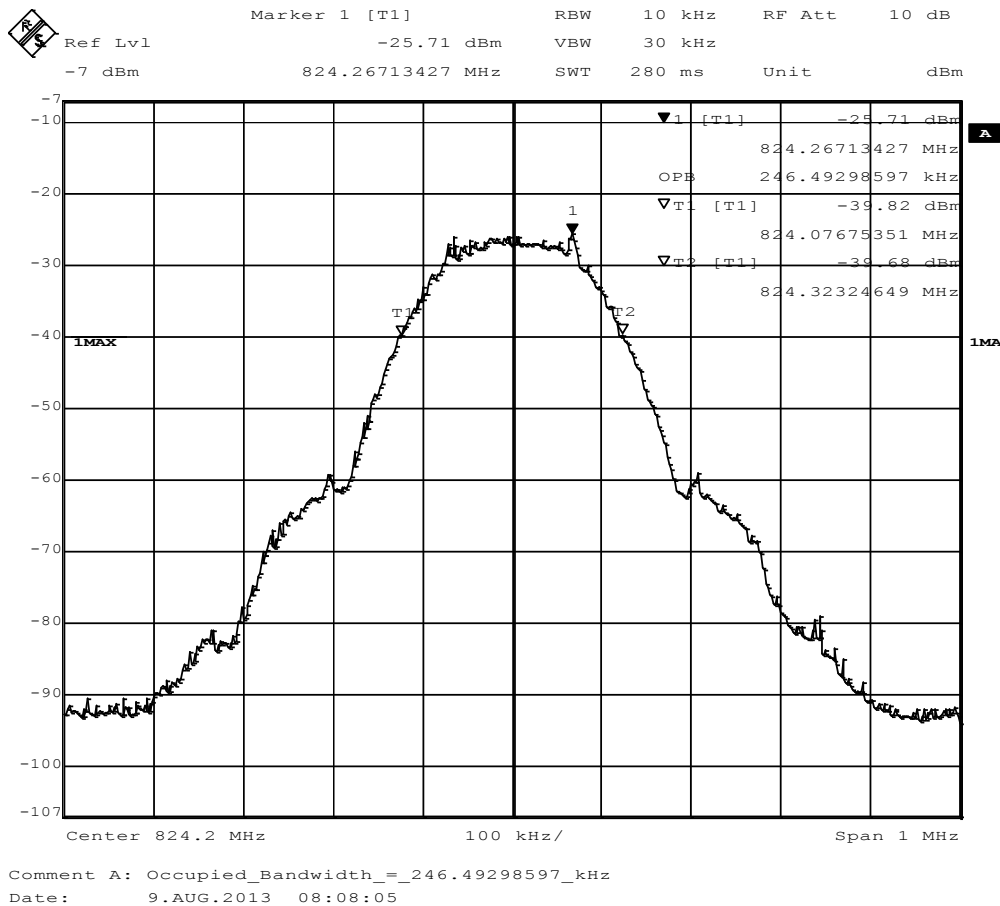
3 Test Conditions and Results

3.1 Test Conditions and Results – Occupied Bandwidth

Occupied Bandwidth acc. IC RSS-Gen			
Test according to measurement reference	Reference Method		
	RSS-Gen 4.6.1		
Test frequency range	Tested frequencies		
	$F_{LOW} / F_{MID} / F_{HIGH}$		
Limits			
None (Informational only)			
Test setup			
 <pre> graph LR SA[Spectrum Analyzer] --- EUT[EUT] </pre>			
Test procedure			
<ol style="list-style-type: none"> EUT set to test mode (Communication tester is used if needed) Span set to at least twice the emission spectrum Resolution bandwidth set to 1 % of span Occupied Bandwidth (99 %) measurement with spectrum analyzer built in measurement function 			
Test results – GPRS850			
Channel	Frequency [MHz]	Mode	Occupied Bandwidth [kHz]
F_{LOW}	824.2	GPRS850	246.492
F_{MID}	836.2	GPRS850	246.492
F_{HIGH}	848.8	GPRS850	246.496
Test results – GPRS1900			
Channel	Frequency [MHz]	Mode	Occupied Bandwidth [kHz]
F_{LOW}	1850.2	GPRS1900	244.488
F_{MID}	1880	GPRS1900	244.488
F_{HIGH}	1909.8	GPRS1900	244.488
Comments:			

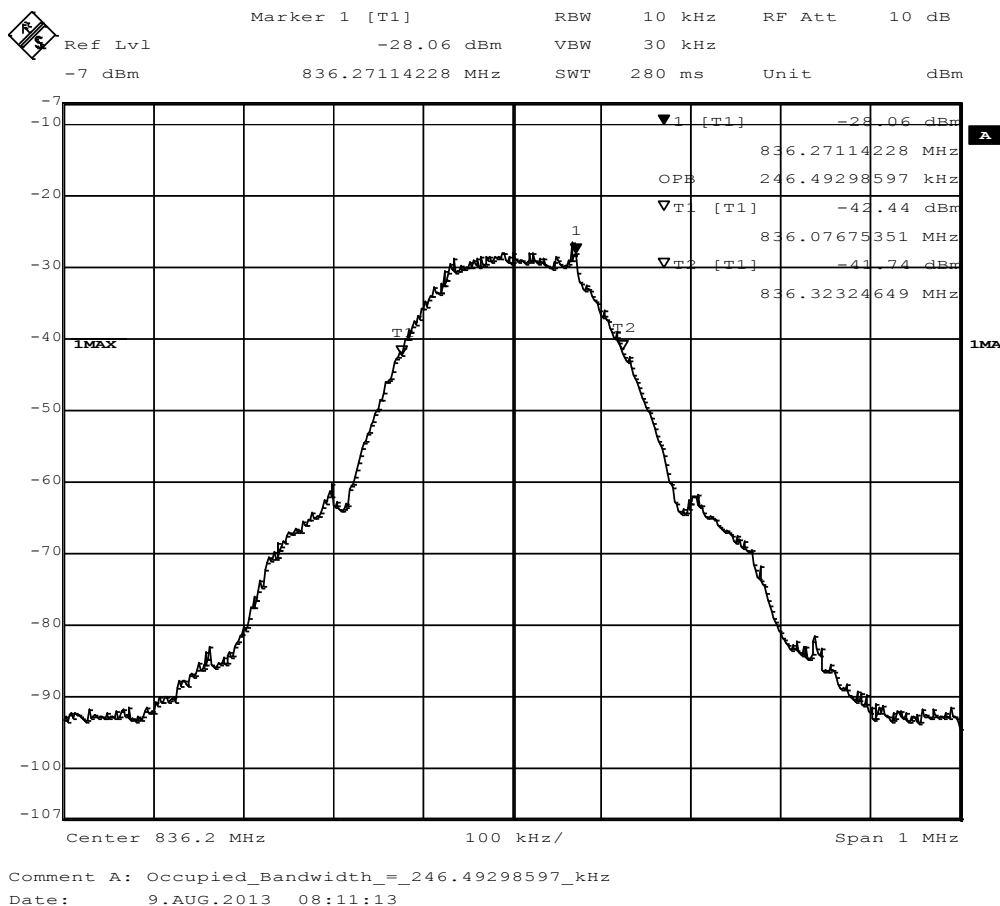
Occupied Bandwidth – GPRS850 F_{Low}
**IC RSS-132
Occupied Bandwidth**

EUT Asthma Monitor AM3
 Model AM3 GSM - G0M-1303-2685
 Approval Holder eResearch Technology GmbH
 Temperature / Voltage 23°C / Unom.: 12.0 V DC
 Test Site / Operator Eurofins Product Service GmbH / Mr. Pudell
 Test Specification RSS-132
 Comment 1 GPRS 850
 Comment 2 Channel: 128
 Comment 3



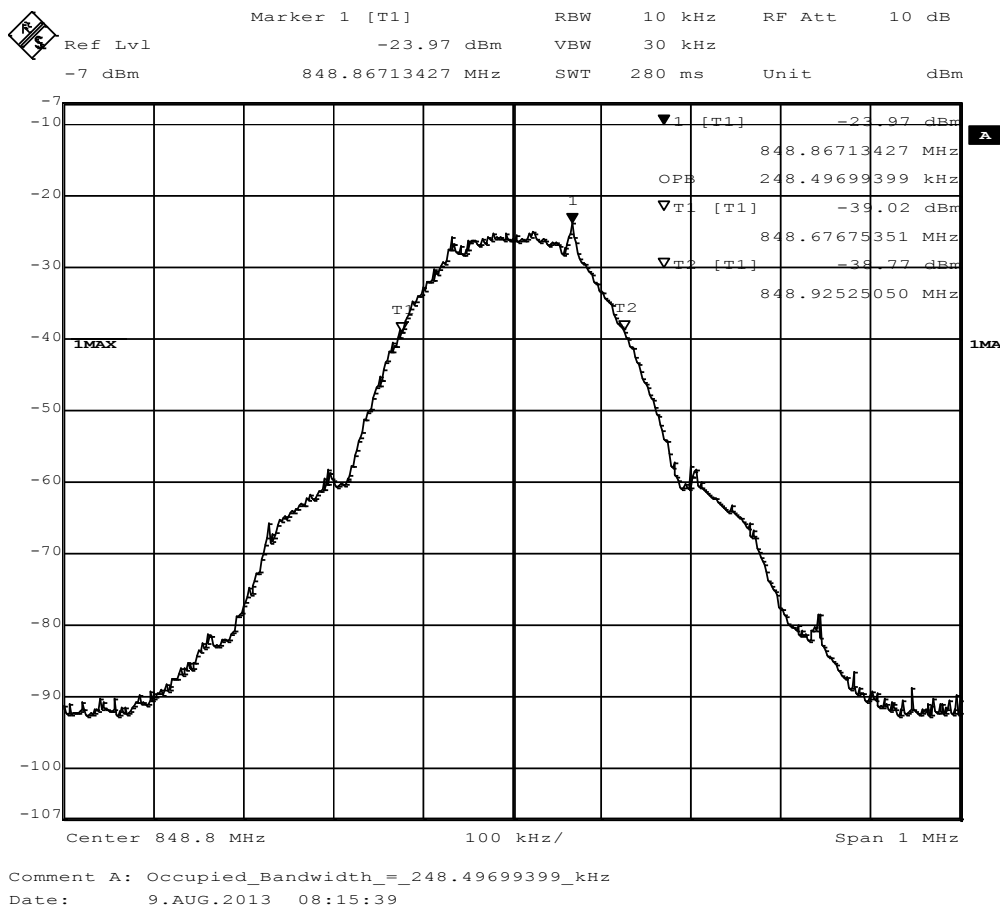
Occupied Bandwidth – GPRS850 F_{MID}
**IC RSS-132
Occupied Bandwidth**

EUT Asthma Monitor AM3
 Model AM3 GSM - G0M-1303-2685
 Approval Holder eResearch Technology GmbH
 Temperature / Voltage 23°C / Unom.: 12.0 V DC
 Test Site / Operator Eurofins Product Service GmbH / Mr. Pudell
 Test Specification RSS-132
 Comment 1 GPRS 850
 Comment 2 Channel: 188
 Comment 3



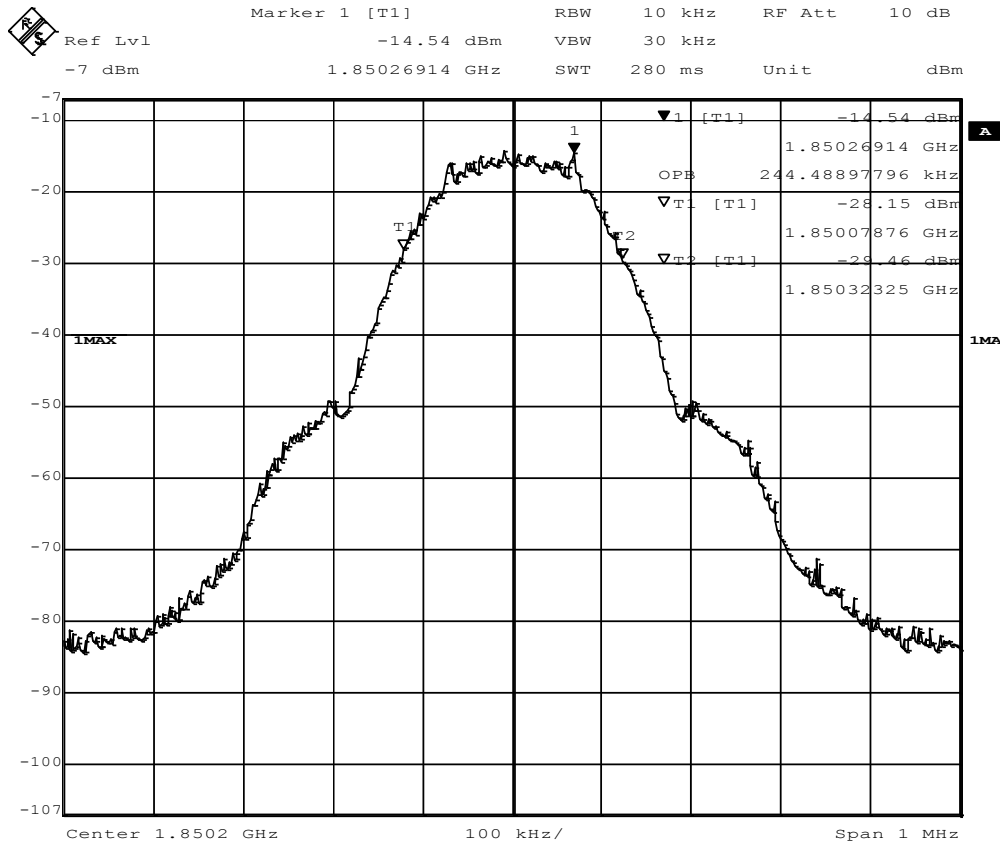
Occupied Bandwidth – GPRS850 F_{HIGH}
**IC RSS-132
Occupied Bandwidth**

EUT Asthma Monitor AM3
 Model AM3 GSM - G0M-1303-2685
 Approval Holder eResearch Technology GmbH
 Temperature / Voltage 23°C / Unom.: 12.0 V DC
 Test Site / Operator Eurofins Product Service GmbH / Mr. Pudell
 Test Specification RSS-132
 Comment 1 GPRS 850
 Comment 2 Channel: 251
 Comment 3



Occupied Bandwidth – GPRS 1900 F_{Low}
**IC RSS-133
Occupied Bandwidth**

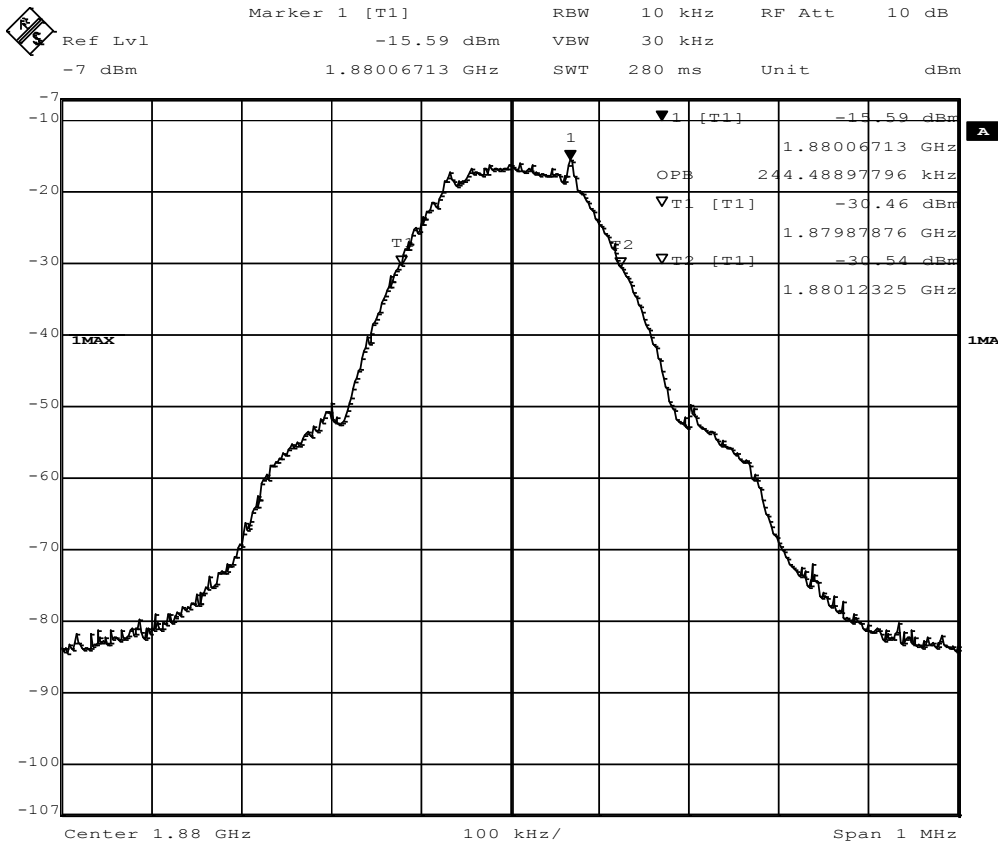
EUT Asthma Monitor AM3
 Model AM3 GSM - G0M-1303-2685
 Approval Holder eResearch Technology GmbH
 Temperature / Voltage 23°C / Unom.: 12.0 V DC
 Test Site / Operator Eurofins Product Service GmbH / Mr. Pudell
 Test Specification RSS-133
 Comment 1 GPRS 1900
 Comment 2 Channel: 512
 Comment 3



Comment A: Occupied_Bandwidth_=_244.48897796_kHz
 Date: 9.AUG.2013 07:57:30

Occupied Bandwidth – GPRS 1900 F_{MID}
**IC RSS-133
Occupied Bandwidth**

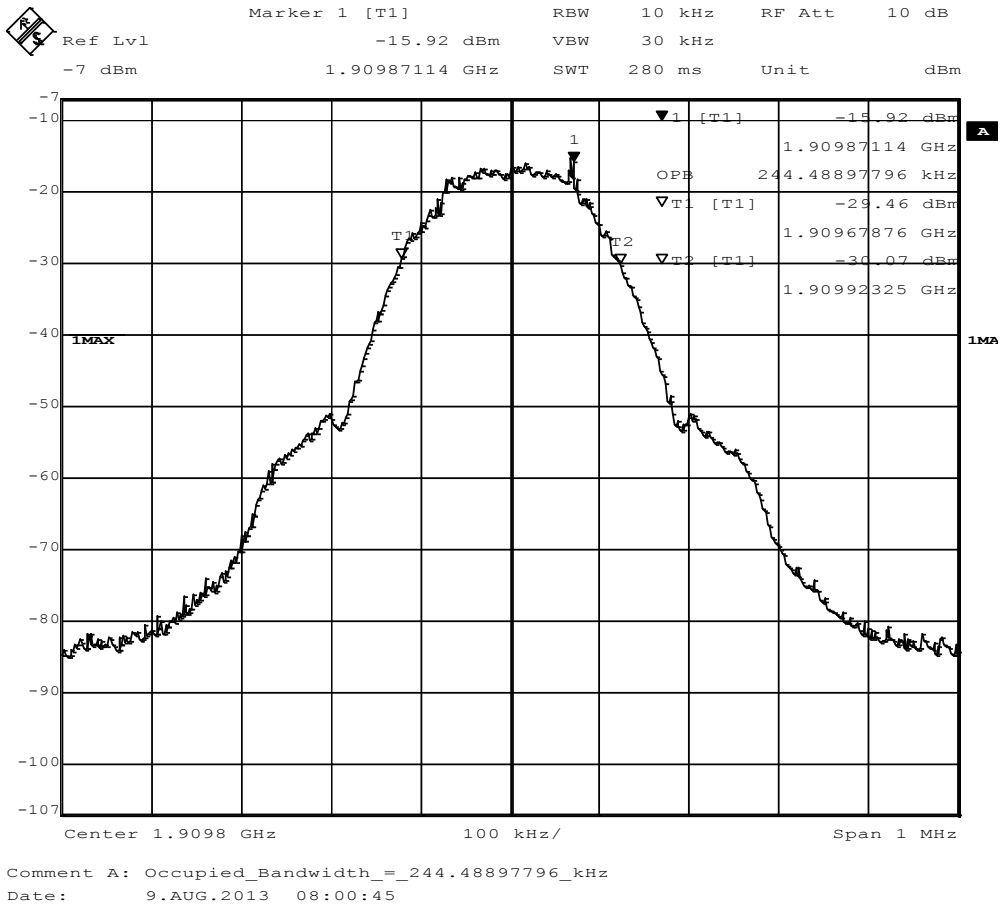
EUT Asthma Monitor AM3
 Model AM3 GSM - G0M-1303-2685
 Approval Holder eResearch Technology GmbH
 Temperature / Voltage 23°C / Unom.: 12.0 V DC
 Test Site / Operator Eurofins Product Service GmbH / Mr. Pudell
 Test Specification RSS-133
 Comment 1 GPRS 1900
 Comment 2 Channel: 661
 Comment 3



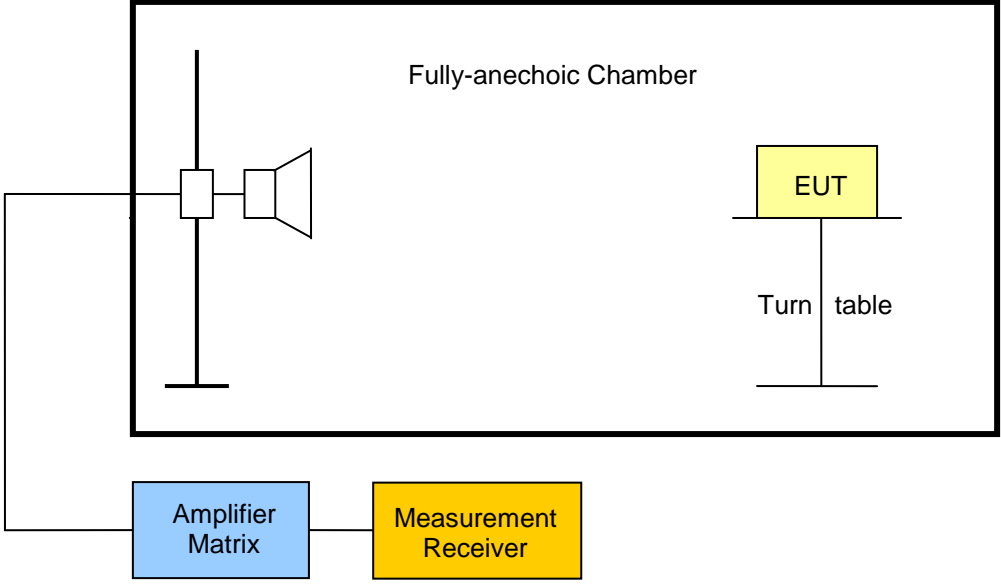
Comment A: Occupied_Bandwidth=_244.48897796_kHz
 Date: 9.AUG.2013 07:52:23

Occupied Bandwidth – GSM 1800 F_{HIGH}
**IC RSS-133
Occupied Bandwidth**

EUT Asthma Monitor AM3
 Model AM3 GSM - G0M-1303-2685
 Approval Holder eResearch Technology GmbH
 Temperature / Voltage 23°C / Unom.: 12.0 V DC
 Test Site / Operator Eurofins Product Service GmbH / Mr. Pudell
 Test Specification RSS-133
 Comment 1 GPRS 1900
 Comment 2 Channel: 810
 Comment 3

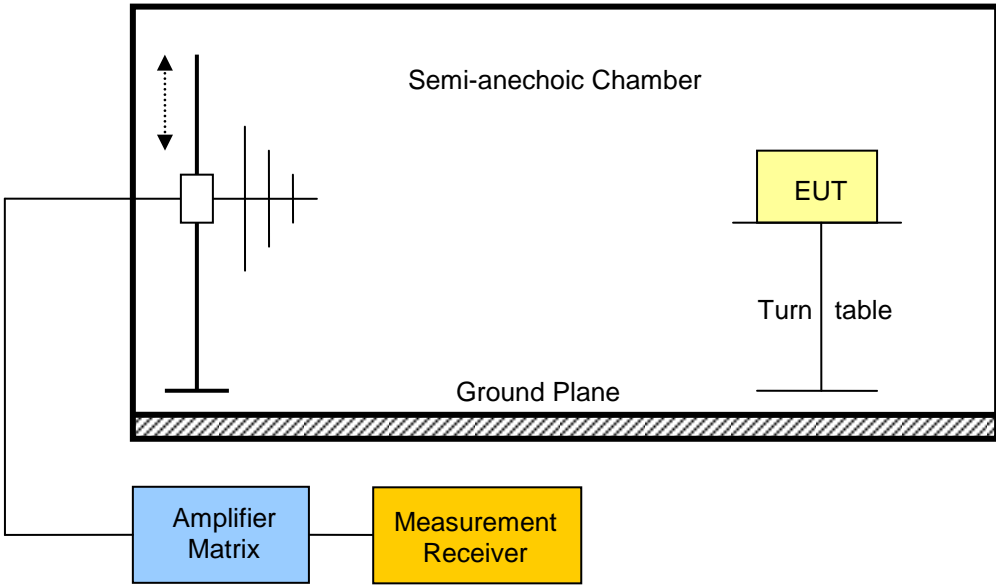


3.2 Test Conditions and Results – Effective radiated power / Equivalent isotropic radiated power

Radiated power acc. FCC 22H / FCC 24E / IC RSS-132 / IC RSS-133		Verdict: PASS
EUT requirement rule parts and clause	Reference	
	FCC § 22.913(a) / FCC § 24.232(c) IC RSS-132 § 4.4 /IC RSS-133 § 6.4	
Test according to measurement reference	Reference Method	
	FCC § 22.913(a) / FCC § 24.232(c) / ANSI/TIA-603-C IC RSS-132 § 4.4 /IC RSS-133 § 6.4	
Test frequency range	Tested frequencies	
	$F_{LOW} / F_{MID} / F_{HIGH}$	
Limits		
Frequency range	Equipment type	Power limit
824-849 MHz	Mobile transmitter	FCC : 7 Watts (38.45 dBm) e.i.r.p. IC : 11.5 Watts (40.6 dBm) e.i.r.p.
1850-1910 MHz	Mobile transmitter	FCC : 2 Watts (33 dBm) e.i.r.p. IC : 2 Watts (33 dBm) e.i.r.p.
Test setup		
		
Test procedure		
<ol style="list-style-type: none"> 1. EUT set to test mode 2. The radiated power is measured with a measurement antenna in vertical polarization 3. To obtain maximum level the EUT is rotated 4. The EUT is replaced with a half-wave dipole and the power to the dipole is adjusted to obtain same radiated power measurement value 		

Test results – GPRS850 E.R.P.							
Channel	Frequency [MHz]	Mode	Pol.	Power [dBm e.i.r.p]	Limit [dBm e.r.p]	Margin [dB]	Result
F _{LOW}	824.2	GSM850	hor	24.4	38.45	-14.05	PASS
F _{MID}	836.2	GSM850	hor	25.7	38.45	-12.75	PASS
F _{HIGH}	848.8	GSM850	hor	28.7	38.45	-09.75	PASS
Test results – GPRS1900 E.I.R.P.							
Channel	Frequency [MHz]	Mode	Pol.	Power [dBm e.i.r.p]	Limit [dBm e.i.r.p]	Margin [dB]	Result
F _{LOW}	1850.2	GSM1900	hor	30.0	33	-03.00	PASS
F _{MID}	1880	GSM1900	hor	30.5	33	-02.50	PASS
F _{HIGH}	1909.8	GSM1900	hor	31.2	33	-01.80	PASS
Comments:							

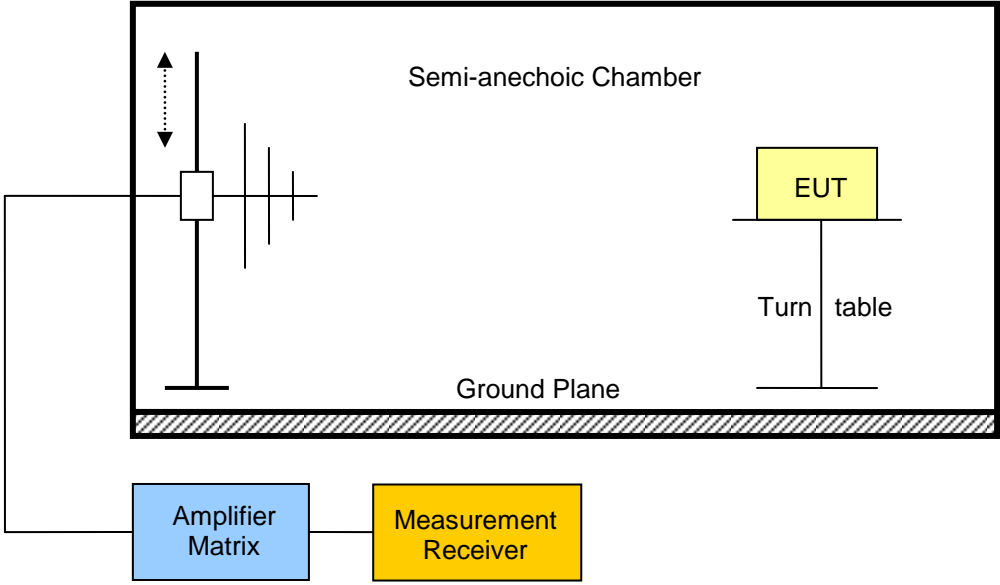
3.3 Test Conditions and Results – Transmitter radiated emissions

Transmitter radiated power acc. FCC 22H / FCC 24E / IC RSS-132 / IC RSS-133		Verdict: PASS
Test according referenced standards	Reference Method	
	FCC § 22.917(a) / FCC § 24.238(a) IC RSS-132 § 4.5 / IC RSS-133 § 6.5	
Test according to measurement reference	Reference Method	
	ANSI/TIA-603-C	
Test frequency range	Tested frequencies	
	30 MHz – 10 th Harmonic	
Limits		
Frequency range	Limit	
824-849 MHz	Attenuation below transmitter power $\geq 43 + 10 \cdot \log_{10}(P)$ [dB] = -13 dBm	
1850-1910 MHz	Attenuation below transmitter power $\geq 43 + 10 \cdot \log_{10}(P)$ [dB] = -13 dBm	
Test setup		
 <p>The diagram illustrates the test setup within a Semi-anechoic Chamber. A Ground Plane is at the bottom. An antenna is positioned on the left, with a vertical double-headed arrow indicating its adjustable height. The EUT (Equipment Under Test) is placed on a Turn table on the right. Outside the chamber, an Amplifier Matrix and a Measurement Receiver are connected to the antenna.</p>		
Test procedure		
<ol style="list-style-type: none"> 1. EUT set to test mode 2. Maximum emission level is measured by rotating the EUT and adjusting the antenna height for vertical polarization 3. The EUT is replaced by a substitution antenna and generator 4. The power level is set to obtain the same power reading 5. Measurement is repeated for horizontal polarization 		

Test results – GPRS850							
Channel	Frequency [MHz]	Mode	Emission [MHz]	Level [dbm]	Pol.	Limit [dBm]	Margin [dB]
F _{LOW}	128	GPRS850	823.99	-30.30	ver	-13.00	-17.27
F _{LOW}	128	GPRS850	823.99	-19.40	hor	-13.00	-06.43
F _{HIGH}	251	GPRS850	849.761	-28.30	ver	-13.00	-15.26
F _{HIGH}	251	GPRS850	849.761	-22.60	hor	-13.00	-09.58
Comments:							

Test results – GPRS1900							
Channel	Frequency [MHz]	Mode	Emission [MHz]	Level [dbm]	Pol.	Limit [dBm]	Margin [dB]
F _{LOW}	512	GPRS1900	1850	-18.20	hor	-13.00	-05.18
F _{LOW}	512	GPRS1900	1854	-20.70	ver	-13.00	-07.69
F _{HIGH}	810	GPRS1900	1910	-24.00	ver	-13.00	-11.02
F _{HIGH}	810	GPRS1900	1910	-17.00	hor	-13.00	-04.02
Comments:							

3.4 Test Conditions and Results – Receiver radiated emissions

Receiver radiated emissions acc. IC RSS-210			Verdict: PASS	
Test according referenced standards	Reference Method			
	IC RSS-210 A8.5			
Test according to measurement reference	Reference Method			
	ANSI C63.4			
Test frequency range	Tested frequencies			
	30 MHz – 3 th Harmonic			
EUT test mode	Receive			
Limits				
Frequency range [MHz]	Detector	Limit [μ V/m]	Limit [dB μ V/m]	Limit Distance [m]
30 – 88	Quasi-Peak	100	40	3
88 – 216	Quasi-Peak	150	43.5	3
216 – 960	Quasi-Peak	200	46	3
960 – 1000	Quasi-Peak	500	54	3
> 1000	Average	500	54	3
Test setup				
 <p>The diagram illustrates the test setup within a Semi-anechoic Chamber. A Ground Plane is located at the bottom. An Amplifier Matrix (blue box) is connected to a Measurement Receiver (yellow box) via a cable. The Amplifier Matrix is also connected to a probe antenna (represented by a vertical line with a horizontal bar) positioned inside the chamber. The probe antenna is connected to the Measurement Receiver. The EUT (Equipment Under Test, yellow box) is placed on a Turn table (black box) inside the chamber. The chamber walls are shown with diagonal hatching, indicating its anechoic properties.</p>				

Test procedure

1. EUT set to receive mode (Communication tester is used if needed)
2. Span it set according to measurement range
3. Resolution bandwidth below 1GHz is set according to CISPR 16 with peak/quasi-peak detector and RBW of 1MHz with peak/average detector is used above 1GHz
4. Markers are set to peak emission levels

Test results – GPRS850

Channel	Frequency [MHz]	Emission [MHz]	Emission Level [db μ V/m]	Emission Level [μ V/m]	Det.	Limit [μ V/m]	Margin [μ V/m]
F _{MID}	188	7992	52.57	425.11	pk	500	-74.89

Test results – GPRS1900

Channel	Frequency [MHz]	Emission [MHz]	Emission Level [db μ V/m]	Emission Level [μ V/m]	Det.	Limit [μ V/m]	Margin [μ V/m]
F _{MID}	661	7872	51.61	380.63	pk	500	-119.37

Comments:

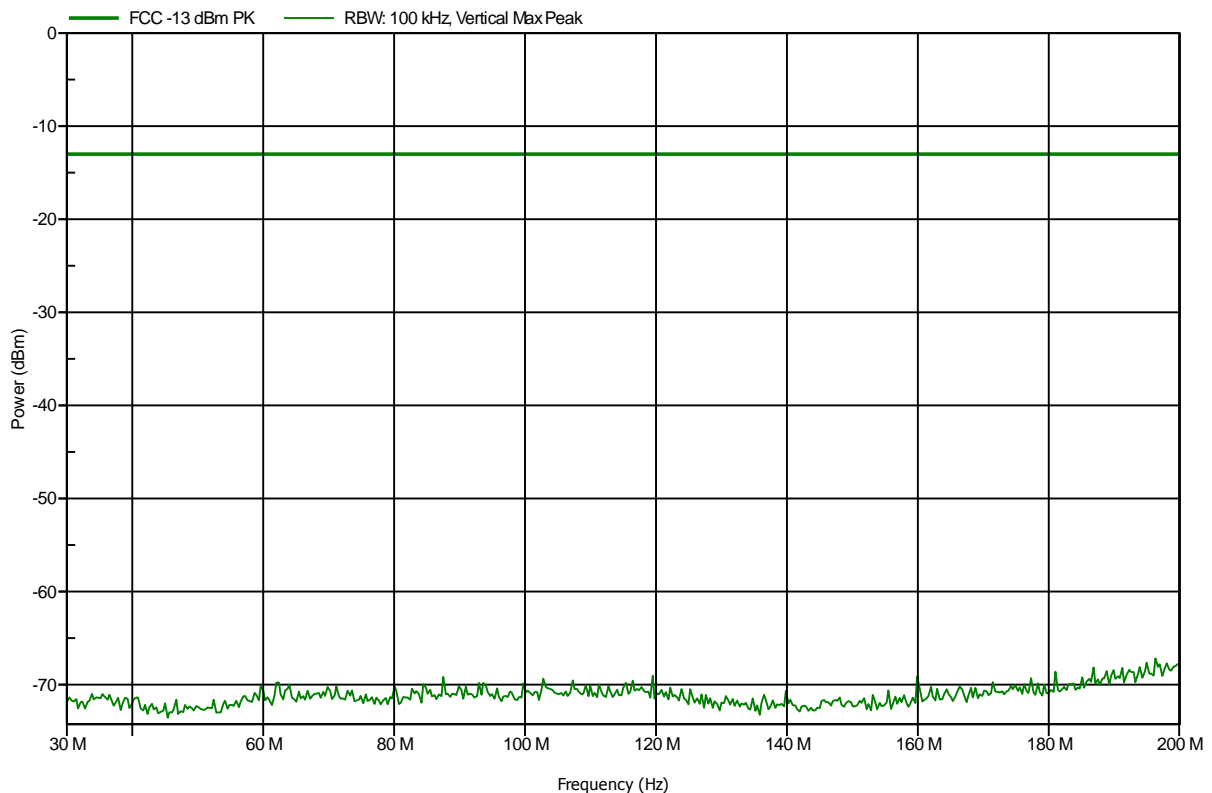
ANNEX A Transmitter radiated spurious emissions

Spurious emissions according to FCC part 22 Subpart H

Project number: G0M-1303-2685

Manufacturer: eResearch Technology GmbH
 EUT Name: Asthma Monitor AM3
 Model: AM3 GSM
 Test Site: Eurofins Product Service GmbH
 Operator: Mr. Pudell
 Test Conditions: Tnom: 24°C, Vnom: 3.7 V DC (Li-Ion Battery)
 Antenna: Rohde & Schwarz HK 116, Vertical
 Measurement distance: 3 m
 Mode: TX; GPRS 850; CH: 188; UL 2xSlot; Pmax; Ant: integral
 Test Date: 2013-08-08
 Note: EUT horizontal; worst case

Index 41

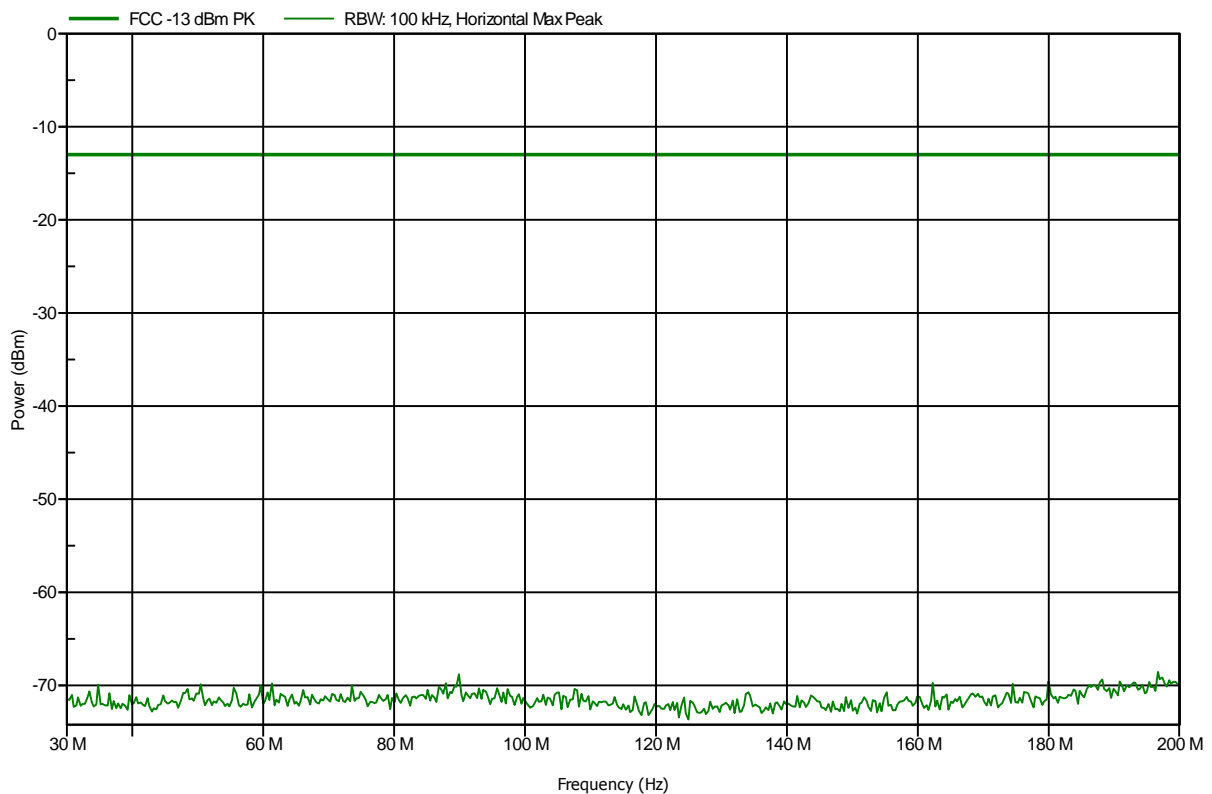


Spurious emissions according to FCC part 22 Subpart H

Project number: G0M-1303-2685

Manufacturer:	eResearch Technology GmbH
EUT Name:	Asthma Monitor AM3
Model:	AM3 GSM
Test Site:	Eurofins Product Service GmbH
Operator:	Mr. Pudell
Test Conditions:	Tnom: 24°C, Vnom: 3.7 V DC (Li-Ion Battery)
Antenna:	Rohde & Schwarz HK 116, Horizontal
Measurement distance:	3 m
Mode:	TX; GPRS 850; CH: 188; UL 2xSlot; Pmax; Ant: integral
Test Date:	2013-08-08
Note:	EUT horizontal; worst case

Index 42

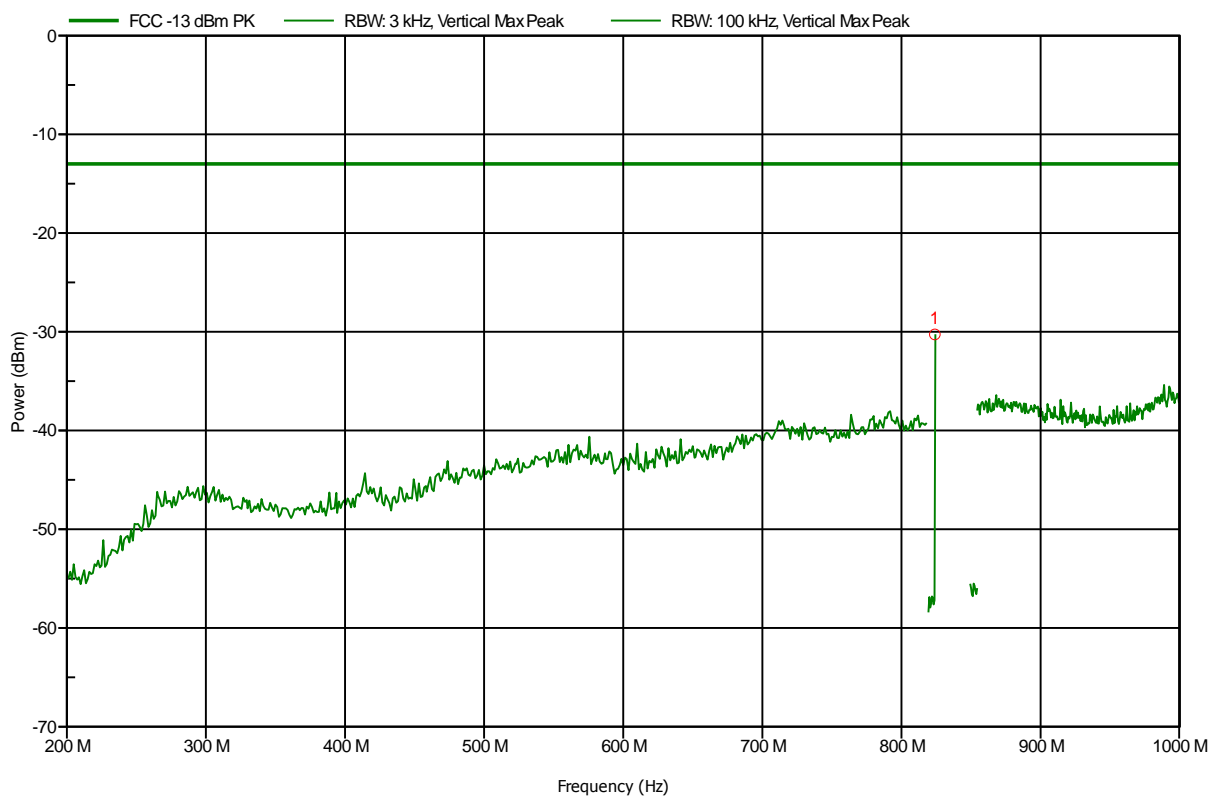


Spurious emissions according to FCC part 22 Subpart H

Project number: G0M-1303-2685

Manufacturer: eResearch Technology GmbH
 EUT Name: Asthma Monitor AM3
 Model: AM3 GSM
 Test Site: Eurofins Product Service GmbH
 Operator: Mr. Pudell
 Test Conditions: Tnom: 24°C, Vnom: 3.7 V DC (Li-Ion Battery)
 Antenna: Rohde & Schwarz HL 223, Vertical
 Measurement distance: 3 m
 Mode: TX; GPRS 850; CH: 128; UL 2xSlot; Pmax; Ant: integral
 Test Date: 2013-08-08
 Note: EUT horizontal

Index 40



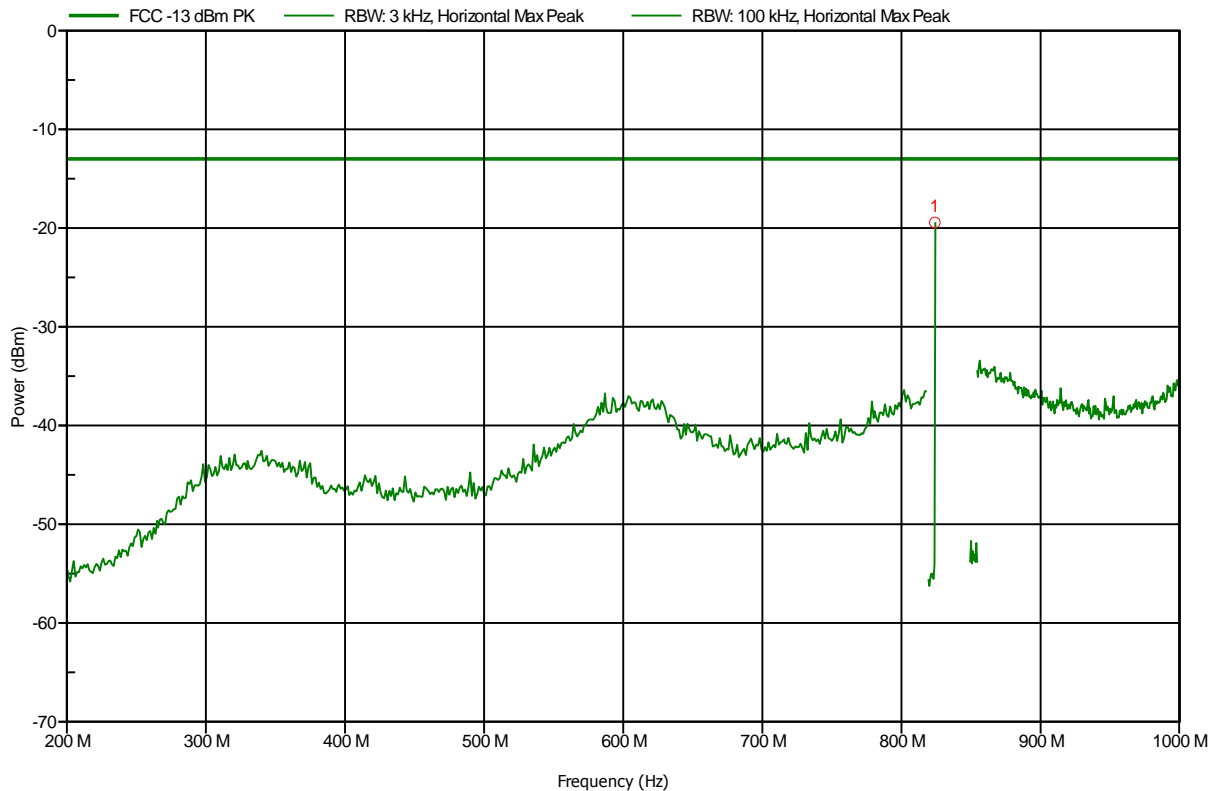
Frequency	Peak	Peak Limit	Peak Difference	Peak Status
823.99 MHz	-30.3 dBm	-13 dBm	-17.27 dB	Pass

Spurious emissions according to FCC part 22 Subpart H

Project number: G0M-1303-2685

Manufacturer: eResearch Technology GmbH
 EUT Name: Asthma Monitor AM3
 Model: AM3 GSM
 Test Site: Eurofins Product Service GmbH
 Operator: Mr. Pudell
 Test Conditions: Tnom: 24°C, Vnom: 3.7 V DC (Li-Ion Battery)
 Antenna: Rohde & Schwarz HL 223, Horizontal
 Measurement distance: 3 m
 Mode: TX; GPRS 850; CH: 128; UL 2xSlot; Pmax; Ant: integral
 Test Date: 2013-08-08
 Note: EUT horizontal

Index 35



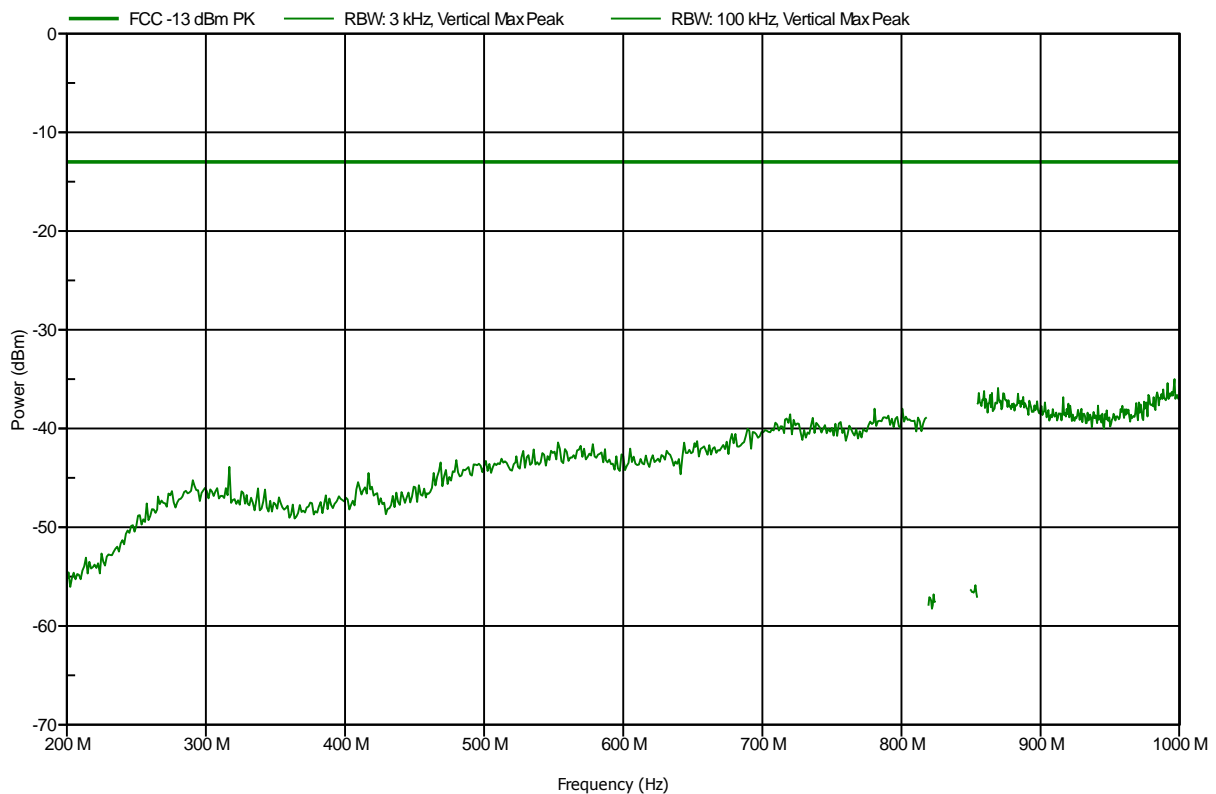
Frequency	Peak	Peak Limit	Peak Difference	Peak Status
823.99 MHz	-19.4 dBm	-13 dBm	-6.43 dB	Pass

Spurious emissions according to FCC part 22 Subpart H

Project number: G0M-1303-2685

Manufacturer:	eResearch Technology GmbH
EUT Name:	Asthma Monitor AM3
Model:	AM3 GSM
Test Site:	Eurofins Product Service GmbH
Operator:	Mr. Pudell
Test Conditions:	Tnom: 24°C, Vnom: 3.7 V DC (Li-Ion Battery)
Antenna:	Rohde & Schwarz HL 223, Vertical
Measurement distance:	3 m
Mode:	TX; GPRS 850; CH: 188; UL 2xSlot; Pmax; Ant: integral
Test Date:	2013-08-08
Note:	EUT horizontal

Index 39

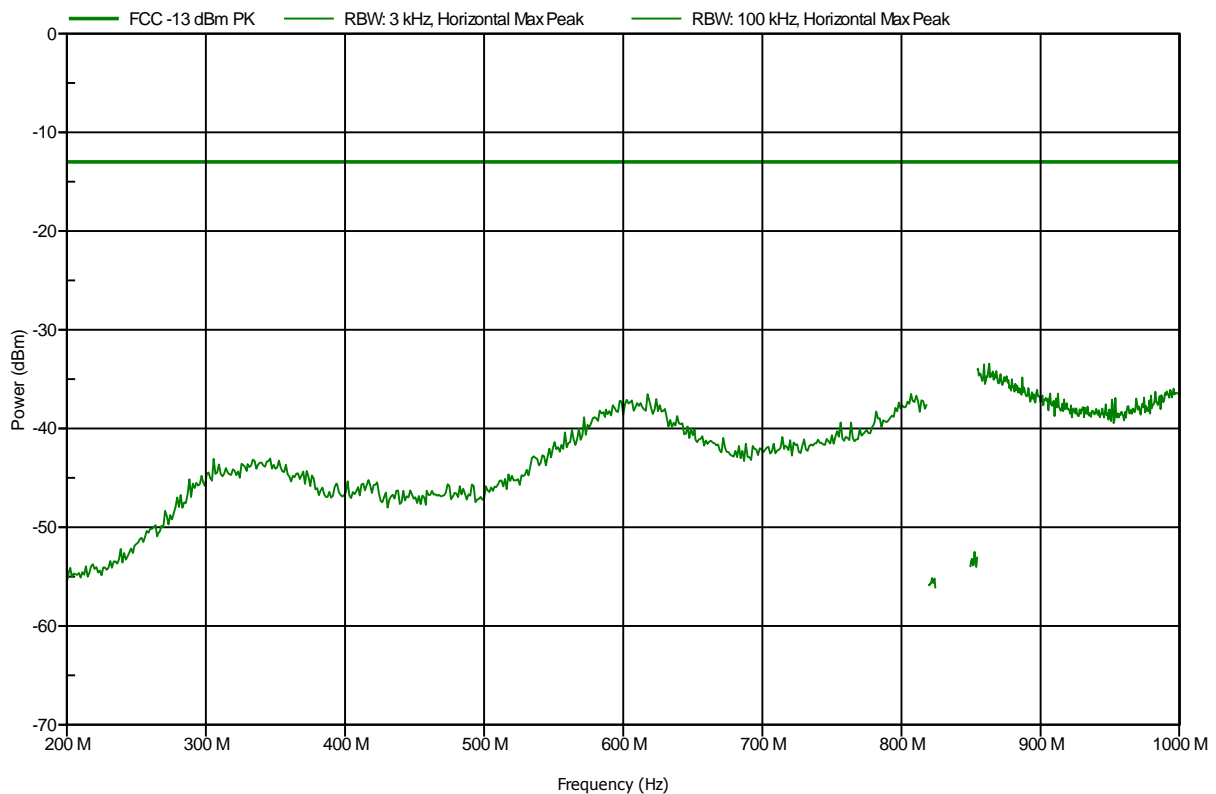


Spurious emissions according to FCC part 22 Subpart H

Project number: G0M-1303-2685

Manufacturer:	eResearch Technology GmbH
EUT Name:	Asthma Monitor AM3
Model:	AM3 GSM
Test Site:	Eurofins Product Service GmbH
Operator:	Mr. Pudell
Test Conditions:	Tnom: 24°C, Vnom: 3.7 V DC (Li-Ion Battery)
Antenna:	Rohde & Schwarz HL 223, Horizontal
Measurement distance:	3 m
Mode:	TX; GPRS 850; CH: 188; UL 2xSlot; Pmax; Ant: integral
Test Date:	2013-08-08
Note:	EUT horizontal

Index 36

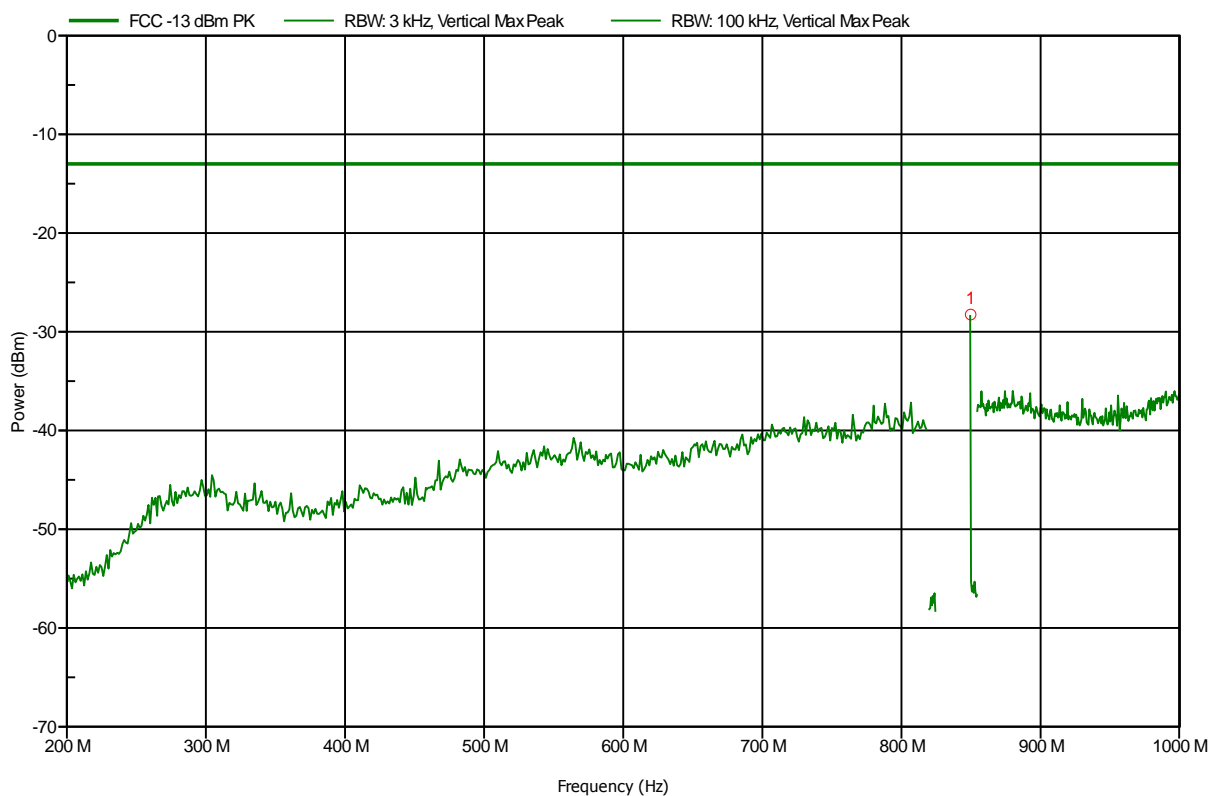


Spurious emissions according to FCC part 22 Subpart H

Project number: G0M-1303-2685

Manufacturer: eResearch Technology GmbH
 EUT Name: Asthma Monitor AM3
 Model: AM3 GSM
 Test Site: Eurofins Product Service GmbH
 Operator: Mr. Pudell
 Test Conditions: Tnom: 24°C, Vnom: 3.7 V DC (Li-Ion Battery)
 Antenna: Rohde & Schwarz HL 223, Vertical
 Measurement distance: 3 m
 Mode: TX; GPRS 850; CH: 251; UL 2xSlot; Pmax; Ant: integral
 Test Date: 2013-08-08
 Note: EUT horizontal

Index 38



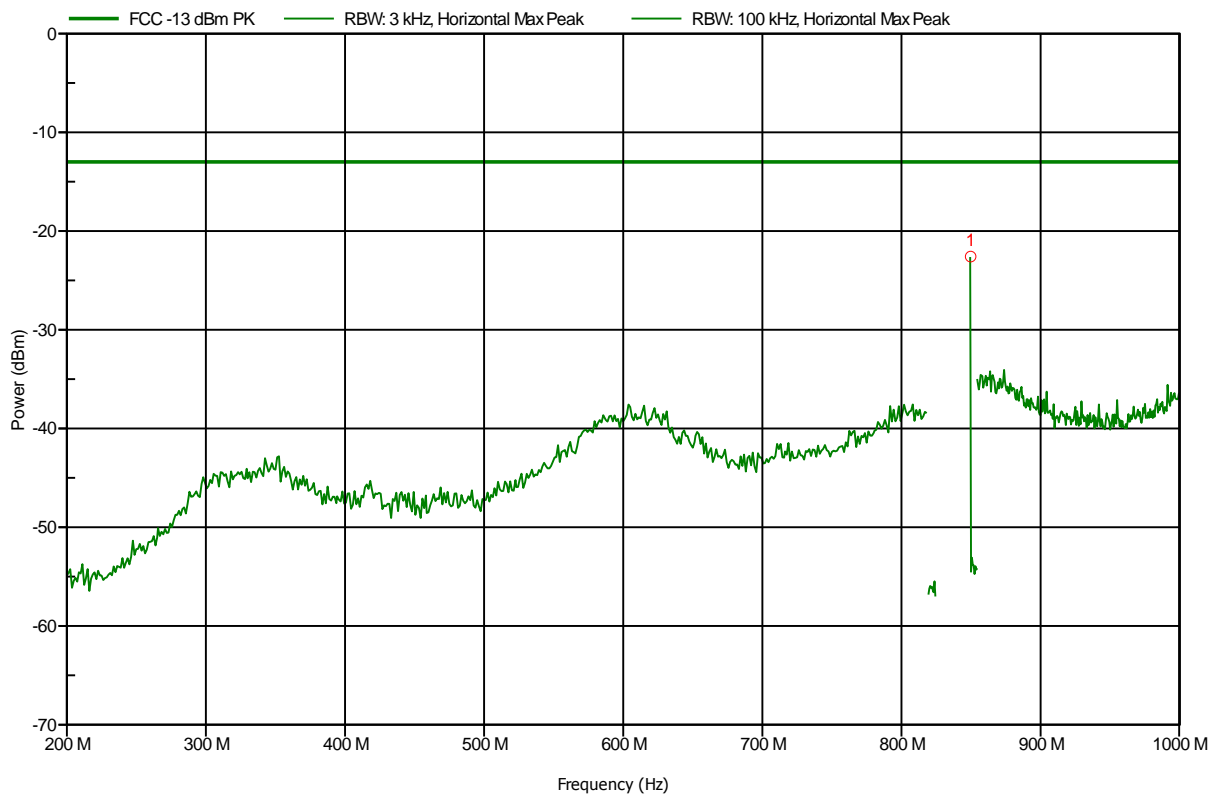
Frequency	Peak	Peak Limit	Peak Difference	Peak Status
849.761 MHz	-28.3 dBm	-13 dBm	-15.26 dB	Pass

Spurious emissions according to FCC part 22 Subpart H

Project number: G0M-1303-2685

Manufacturer: eResearch Technology GmbH
 EUT Name: Asthma Monitor AM3
 Model: AM3 GSM
 Test Site: Eurofins Product Service GmbH
 Operator: Mr. Pudell
 Test Conditions: Tnom: 24°C, Vnom: 3.7 V DC (Li-Ion Battery)
 Antenna: Rohde & Schwarz HL 223, Horizontal
 Measurement distance: 3 m
 Mode: TX; GPRS 850; CH: 251; UL 2xSlot; Pmax; Ant: integral
 Test Date: 2013-08-08
 Note: EUT horizontal

Index 37



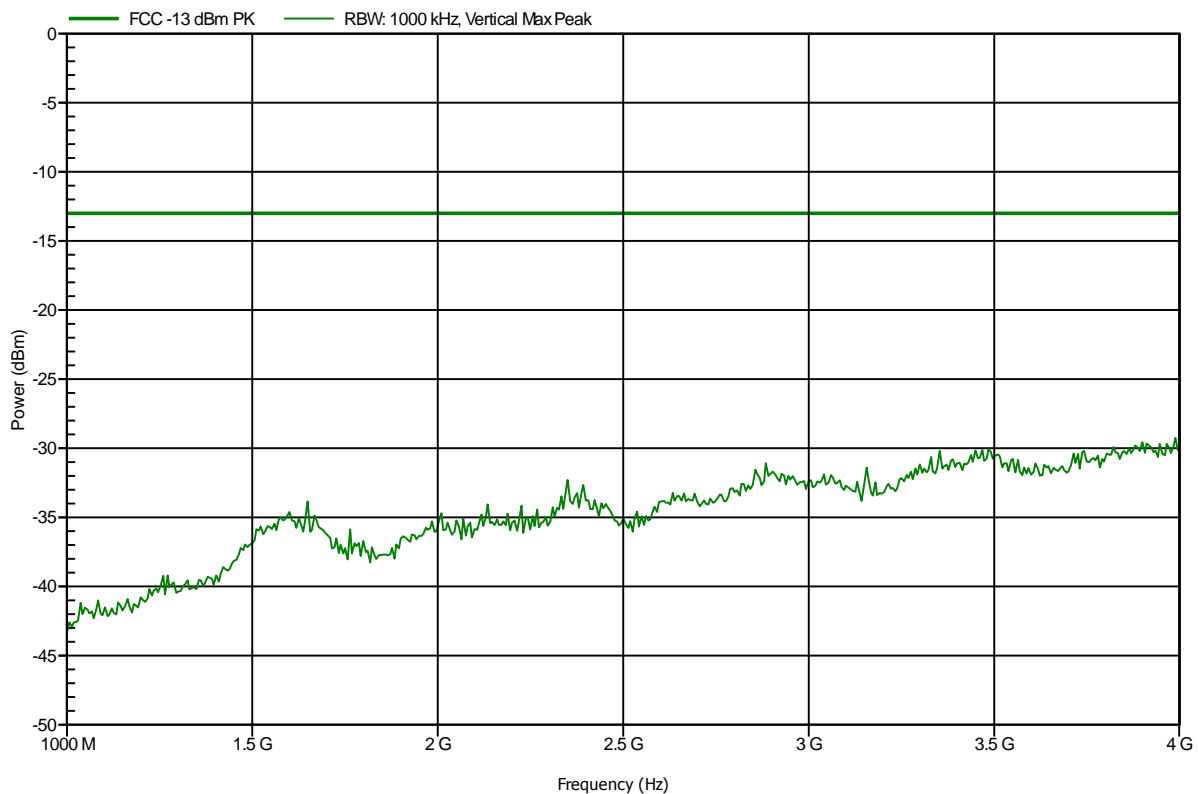
Frequency	Peak	Peak Limit	Peak Difference	Peak Status
849.761 MHz	-22.6 dBm	-13 dBm	-9.58 dB	Pass

Spurious emissions according to FCC part 22 Subpart H

Project number: G0M-1303-2685

Manufacturer:	eResearch Technology GmbH
EUT Name:	Asthma Monitor AM3
Model:	AM3 GSM
Test Site:	Eurofins Product Service GmbH
Operator:	Mr. Pudell
Test Conditions:	Tnom: 24°C, Vnom: 3.7 V DC (Li-Ion Battery)
Antenna:	Rohde & Schwarz HL 025, Vertical
Measurement distance:	3 m
Mode:	TX; GPRS 850; CH: 128; UL 2xSlot; Pmax; Ant: integral
Test Date:	2013-08-06
Note:	EUT horizontal

Index 17

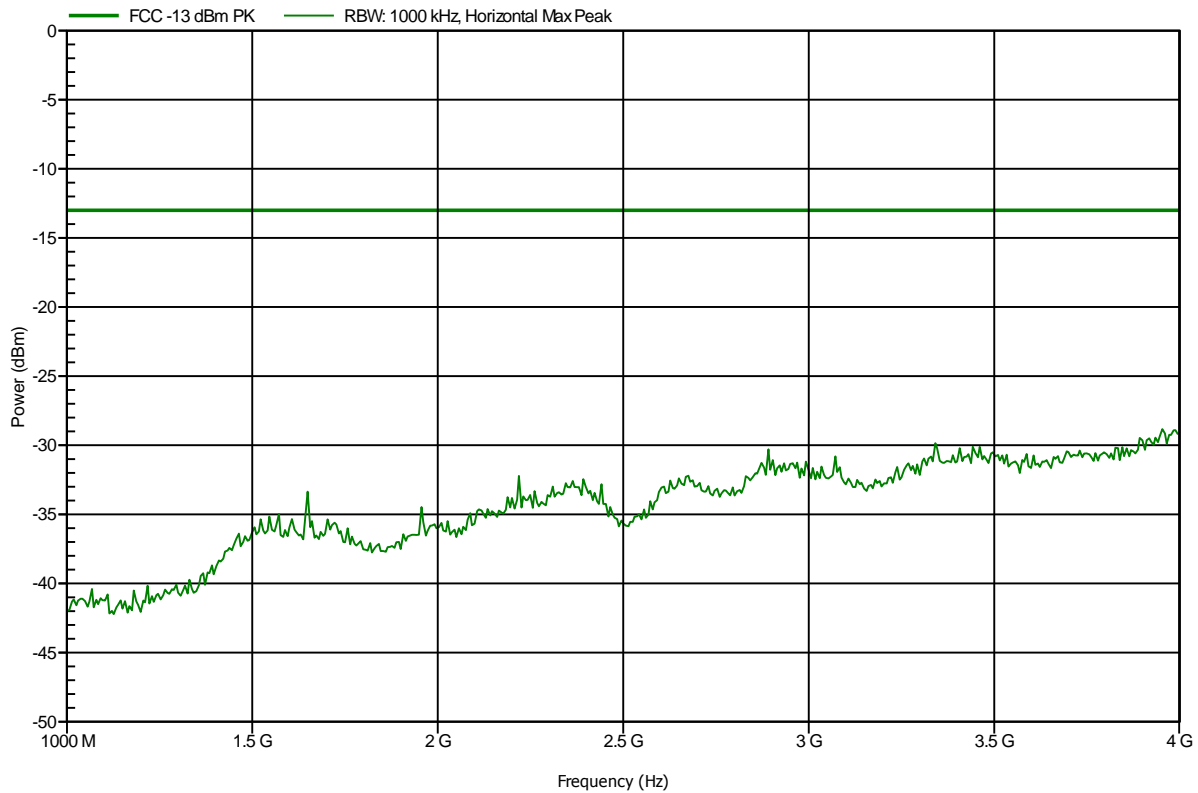


Spurious emissions according to FCC part 22 Subpart H

Project number: G0M-1303-2685

Manufacturer:	eResearch Technology GmbH
EUT Name:	Asthma Monitor AM3
Model:	AM3 GSM
Test Site:	Eurofins Product Service GmbH
Operator:	Mr. Pudell
Test Conditions:	Tnom: 24°C, Vnom: 3.7 V DC (Li-Ion Battery)
Antenna:	Rohde & Schwarz HL 025, Horizontal
Measurement distance:	3 m
Mode:	TX; GPRS 850; CH: 128; UL 2xSlot; Pmax; Ant: integral
Test Date:	2013-08-06
Note:	EUT horizontal

Index 28

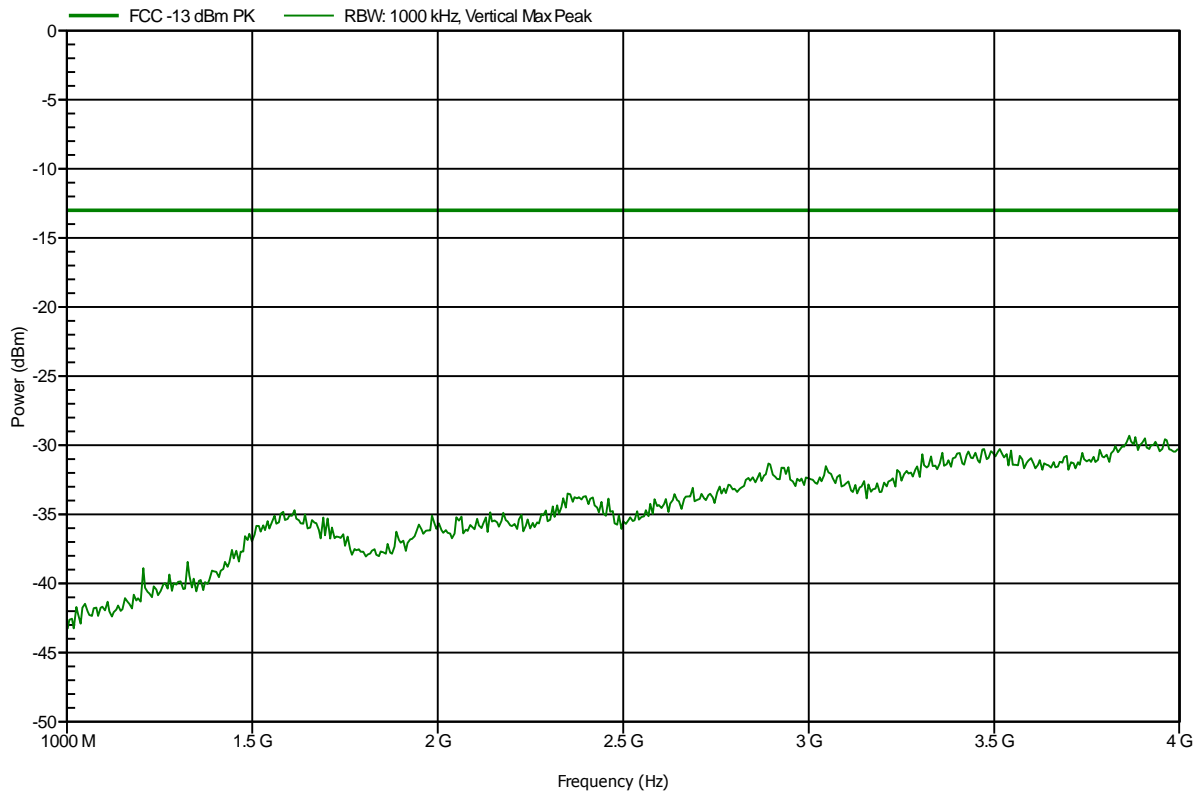


Spurious emissions according to FCC part 22 Subpart H

Project number: G0M-1303-2685

Manufacturer:	eResearch Technology GmbH
EUT Name:	Asthma Monitor AM3
Model:	AM3 GSM
Test Site:	Eurofins Product Service GmbH
Operator:	Mr. Pudell
Test Conditions:	Tnom: 24°C, Vnom: 3.7 V DC (Li-Ion Battery)
Antenna:	Rohde & Schwarz HL 025, Vertical
Measurement distance:	3 m
Mode:	TX; GPRS 850; CH: 188; UL 2xSlot; Pmax; Ant: integral
Test Date:	2013-08-05
Note:	EUT horizontal

Index 10

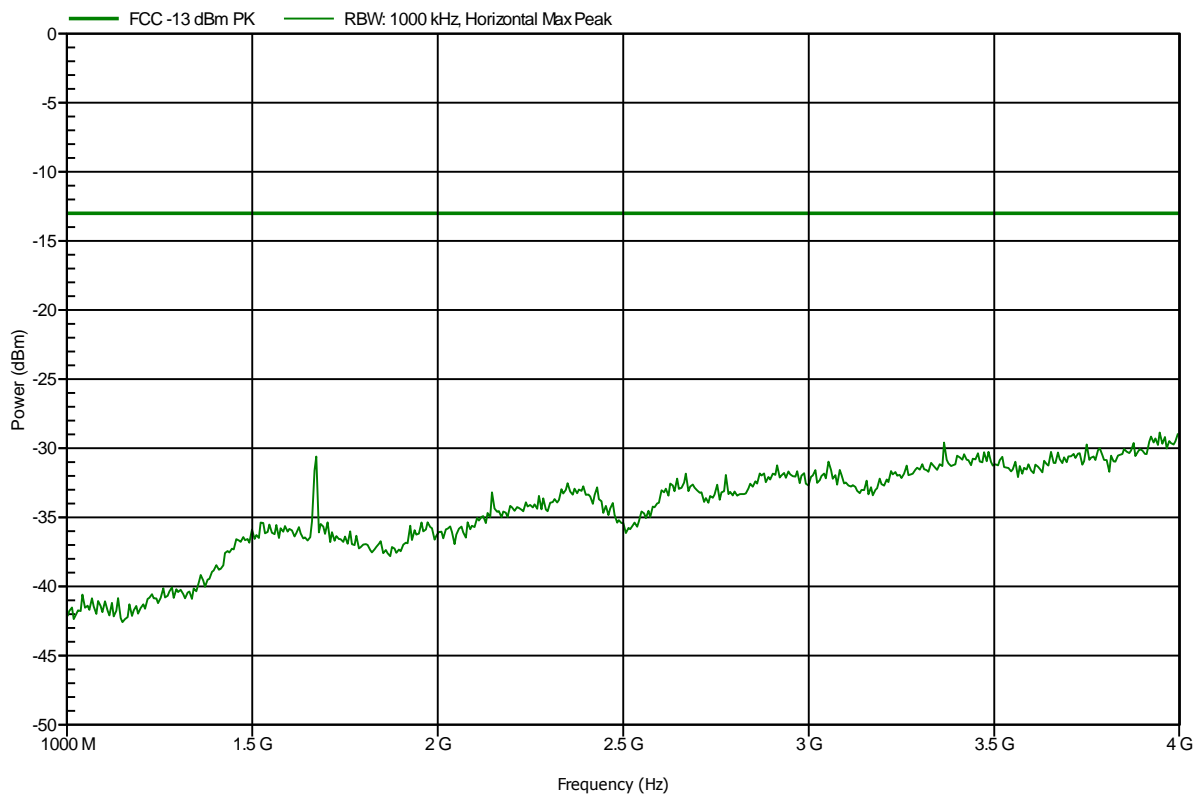


Spurious emissions according to FCC part 22 Subpart H

Project number: G0M-1303-2685

Manufacturer:	eResearch Technology GmbH
EUT Name:	Asthma Monitor AM3
Model:	AM3 GSM
Test Site:	Eurofins Product Service GmbH
Operator:	Mr. Pudell
Test Conditions:	Tnom: 24°C, Vnom: 3.7 V DC (Li-Ion Battery)
Antenna:	Rohde & Schwarz HL 025, Horizontal
Measurement distance:	3 m
Mode:	TX; GPRS 850; CH: 188; UL 2xSlot; Pmax; Ant: integral
Test Date:	2013-08-05
Note:	EUT horizontal

Index 11

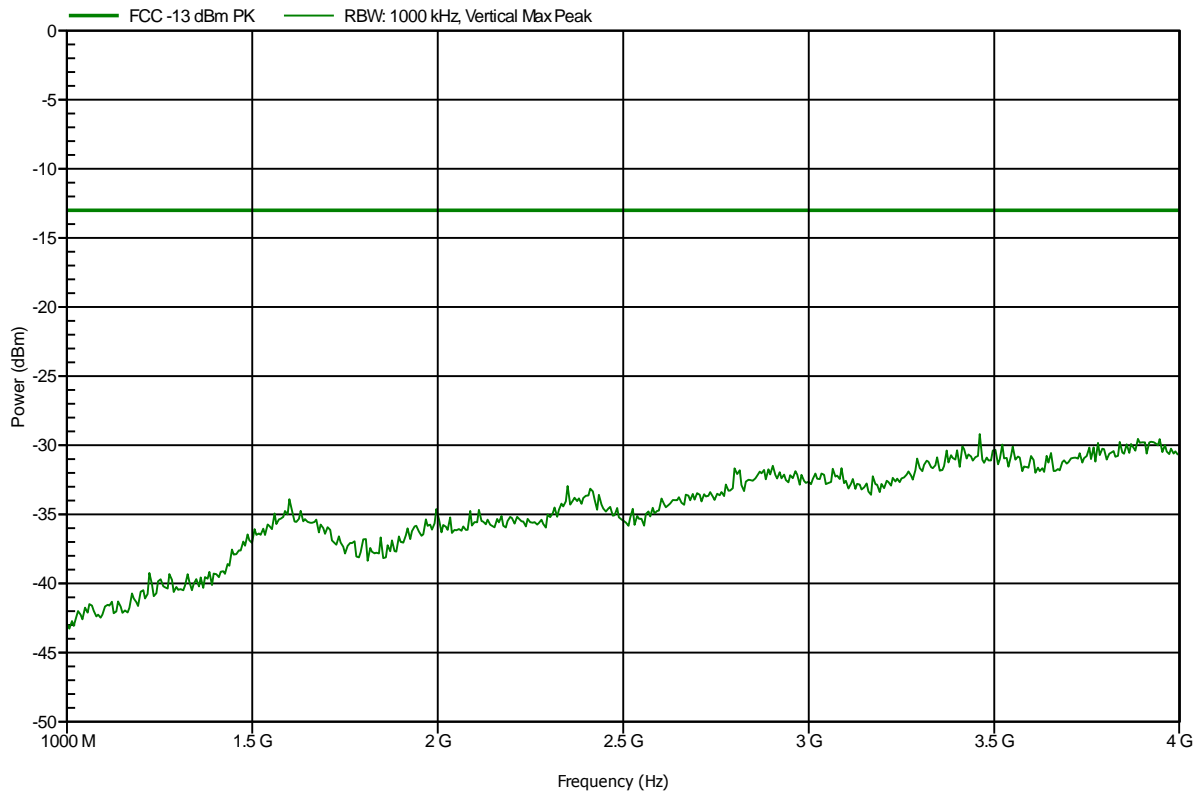


Spurious emissions according to FCC part 22 Subpart H

Project number: G0M-1303-2685

Manufacturer:	eResearch Technology GmbH
EUT Name:	Asthma Monitor AM3
Model:	AM3 GSM
Test Site:	Eurofins Product Service GmbH
Operator:	Mr. Pudell
Test Conditions:	Tnom: 24°C, Vnom: 3.7 V DC (Li-Ion Battery)
Antenna:	Rohde & Schwarz HL 025, Vertical
Measurement distance:	3 m
Mode:	TX; GPRS 850; CH: 251; UL 2xSlot; Pmax; Ant: integral
Test Date:	2013-08-06
Note:	EUT horizontal

Index 22

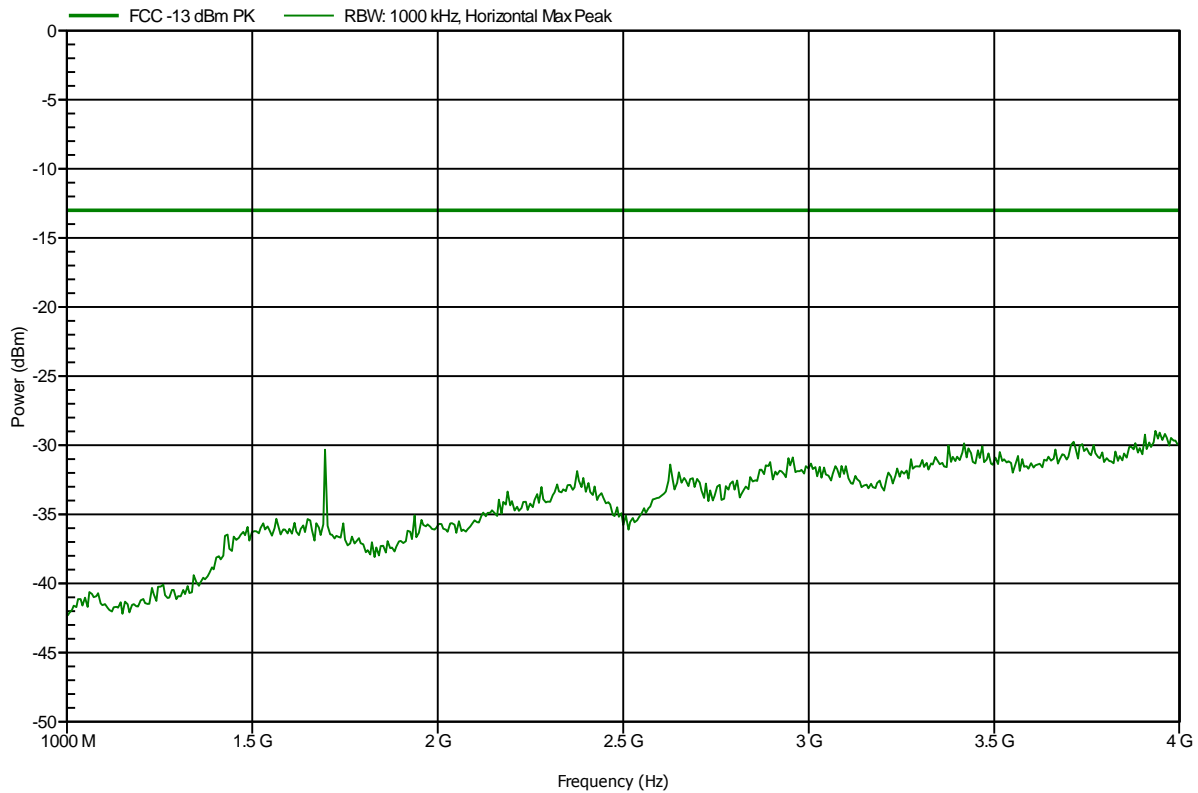


Spurious emissions according to FCC part 22 Subpart H

Project number: G0M-1303-2685

Manufacturer:	eResearch Technology GmbH
EUT Name:	Asthma Monitor AM3
Model:	AM3 GSM
Test Site:	Eurofins Product Service GmbH
Operator:	Mr. Pudell
Test Conditions:	Tnom: 24°C, Vnom: 3.7 V DC (Li-Ion Battery)
Antenna:	Rohde & Schwarz HL 025, Horizontal
Measurement distance:	3 m
Mode:	TX; GPRS 850; CH: 251; UL 2xSlot; Pmax; Ant: integral
Test Date:	2013-08-06
Note:	EUT horizontal

Index 23

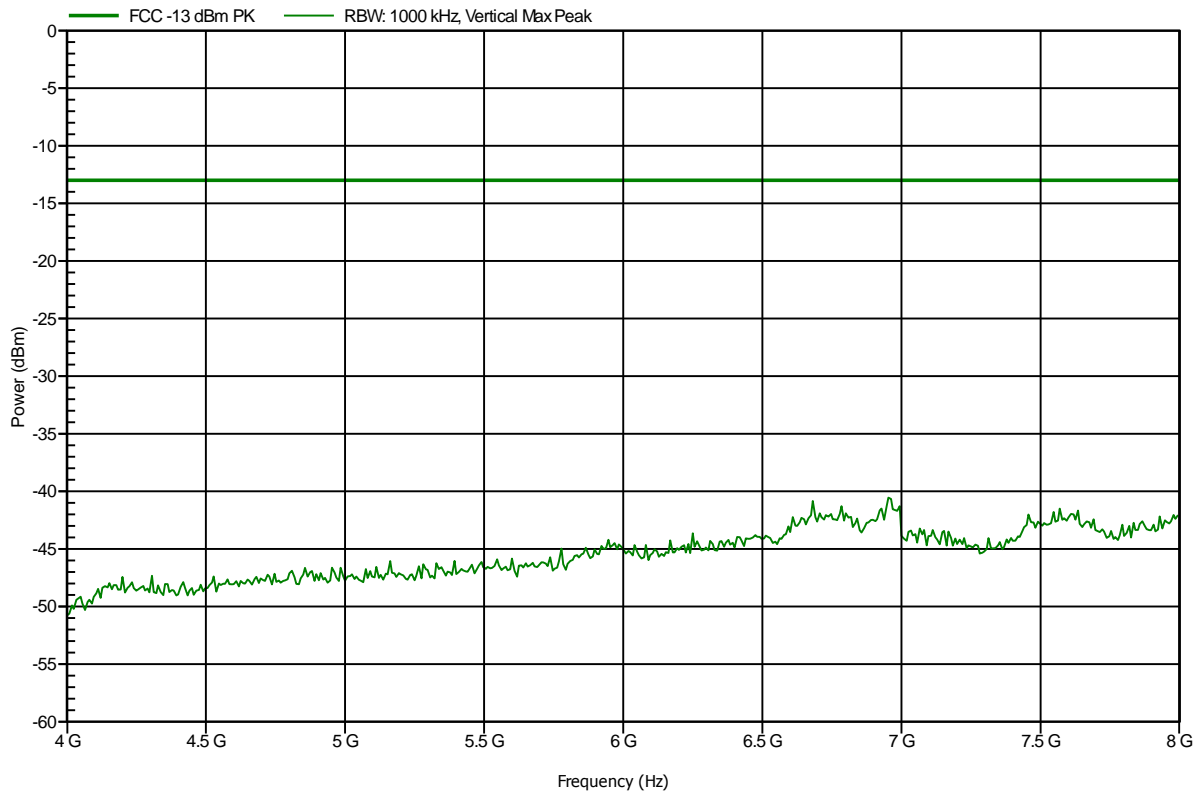


Spurious emissions according to FCC part 22 Subpart H

Project number: G0M-1303-2685

Manufacturer:	eResearch Technology GmbH
EUT Name:	Asthma Monitor AM3
Model:	AM3 GSM
Test Site:	Eurofins Product Service GmbH
Operator:	Mr. Pudell
Test Conditions:	Tnom: 24°C, Vnom: 3.7 V DC (Li-Ion Battery)
Antenna:	Rohde & Schwarz HL 025, Vertical
Measurement distance:	3 m
Mode:	TX; GPRS 850; CH: 128; UL 2xSlot; Pmax; Ant: integral
Test Date:	2013-08-06
Note:	EUT horizontal

Index 18

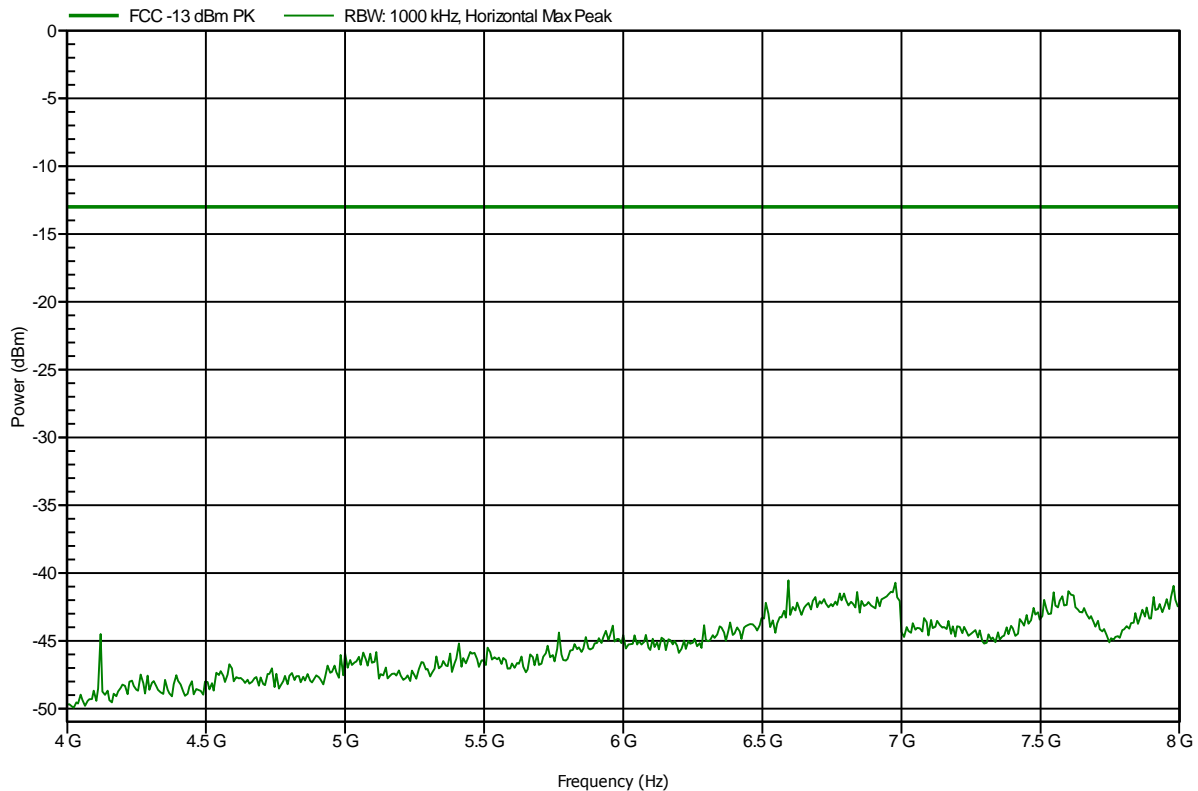


Spurious emissions according to FCC part 22 Subpart H

Project number: G0M-1303-2685

Manufacturer:	eResearch Technology GmbH
EUT Name:	Asthma Monitor AM3
Model:	AM3 GSM
Test Site:	Eurofins Product Service GmbH
Operator:	Mr. Pudell
Test Conditions:	Tnom: 24°C, Vnom: 3.7 V DC (Li-Ion Battery)
Antenna:	Rohde & Schwarz HL 025, Horizontal
Measurement distance:	3 m
Mode:	TX; GPRS 850; CH: 128; UL 2xSlot; Pmax; Ant: integral
Test Date:	2013-08-06
Note:	EUT horizontal

Index 27

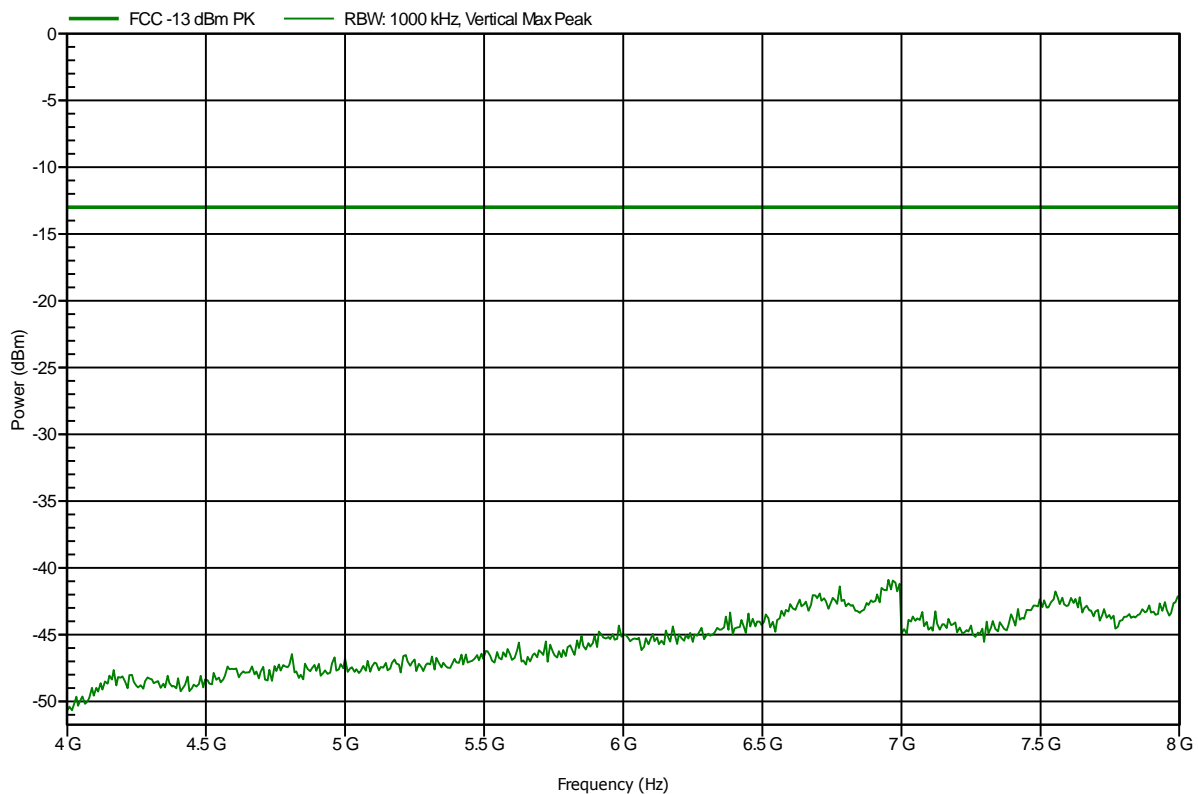


Spurious emissions according to FCC part 22 Subpart H

Project number: G0M-1303-2685

Manufacturer:	eResearch Technology GmbH
EUT Name:	Asthma Monitor AM3
Model:	AM3 GSM
Test Site:	Eurofins Product Service GmbH
Operator:	Mr. Pudell
Test Conditions:	Tnom: 24°C, Vnom: 3.7 V DC (Li-Ion Battery)
Antenna:	Rohde & Schwarz HL 025, Vertical
Measurement distance:	3 m
Mode:	TX; GPRS 850; CH: 188; UL 2xSlot; Pmax; Ant: integral
Test Date:	2013-08-05
Note:	EUT horizontal

Index 14

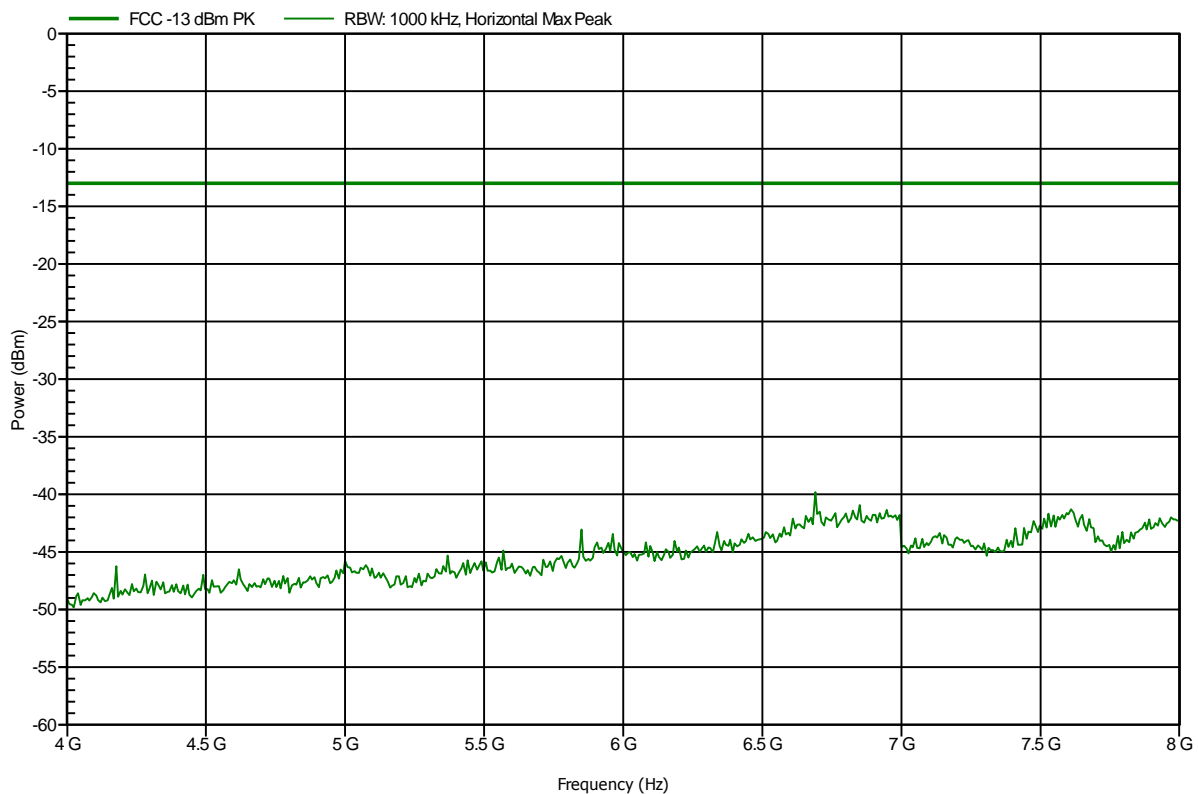


Spurious emissions according to FCC part 22 Subpart H

Project number: G0M-1303-2685

Manufacturer:	eResearch Technology GmbH
EUT Name:	Asthma Monitor AM3
Model:	AM3 GSM
Test Site:	Eurofins Product Service GmbH
Operator:	Mr. Pudell
Test Conditions:	Tnom: 24°C, Vnom: 3.7 V DC (Li-Ion Battery)
Antenna:	Rohde & Schwarz HL 025, Horizontal
Measurement distance:	3 m
Mode:	TX; GPRS 850; CH: 188; UL 2xSlot; Pmax; Ant: integral
Test Date:	2013-08-05
Note:	EUT horizontal

Index 12

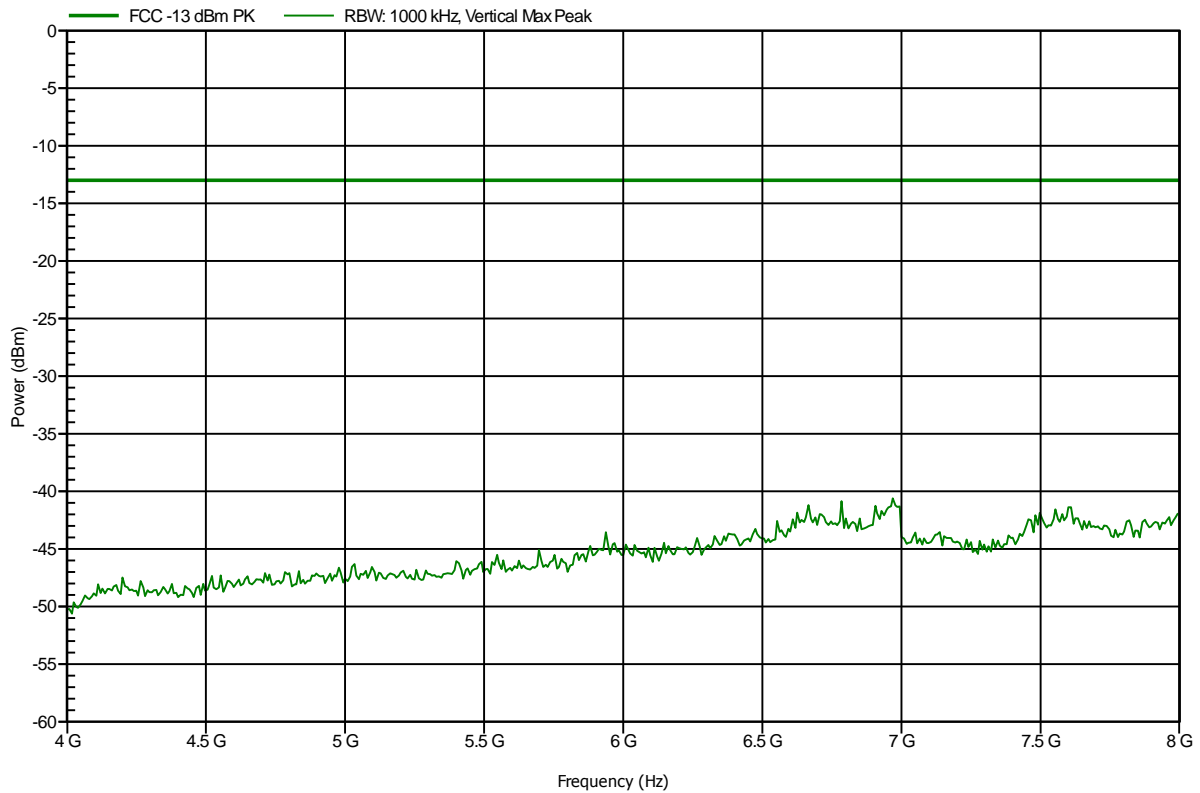


Spurious emissions according to FCC part 22 Subpart H

Project number: G0M-1303-2685

Manufacturer:	eResearch Technology GmbH
EUT Name:	Asthma Monitor AM3
Model:	AM3 GSM
Test Site:	Eurofins Product Service GmbH
Operator:	Mr. Pudell
Test Conditions:	Tnom: 24°C, Vnom: 3.7 V DC (Li-Ion Battery)
Antenna:	Rohde & Schwarz HL 025, Vertical
Measurement distance:	3 m
Mode:	TX; GPRS 850; CH: 251; UL 2xSlot; Pmax; Ant: integral
Test Date:	2013-08-06
Note:	EUT horizontal

Index 21

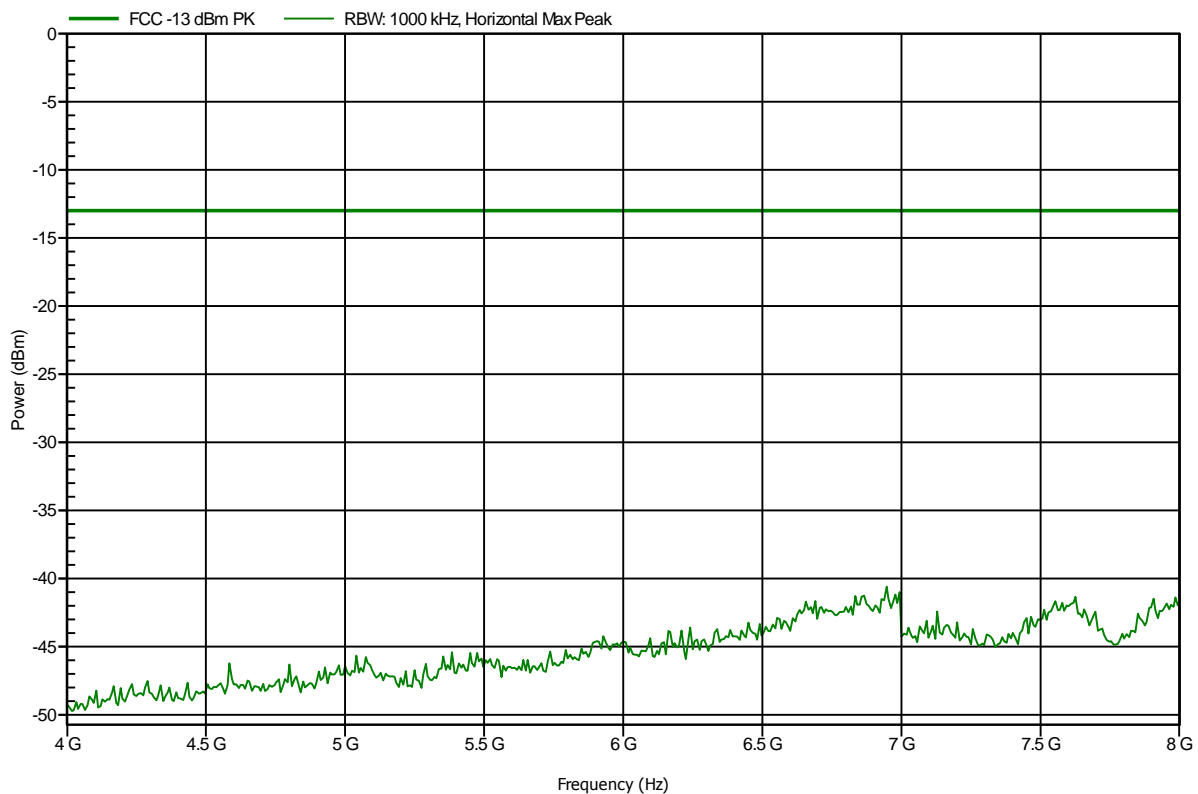


Spurious emissions according to FCC part 22 Subpart H

Project number: G0M-1303-2685

Manufacturer:	eResearch Technology GmbH
EUT Name:	Asthma Monitor AM3
Model:	AM3 GSM
Test Site:	Eurofins Product Service GmbH
Operator:	Mr. Pudell
Test Conditions:	Tnom: 24°C, Vnom: 3.7 V DC (Li-Ion Battery)
Antenna:	Rohde & Schwarz HL 025, Horizontal
Measurement distance:	3 m
Mode:	TX; GPRS 850; CH: 251; UL 2xSlot; Pmax; Ant: integral
Test Date:	2013-08-06
Note:	EUT horizontal

Index 24

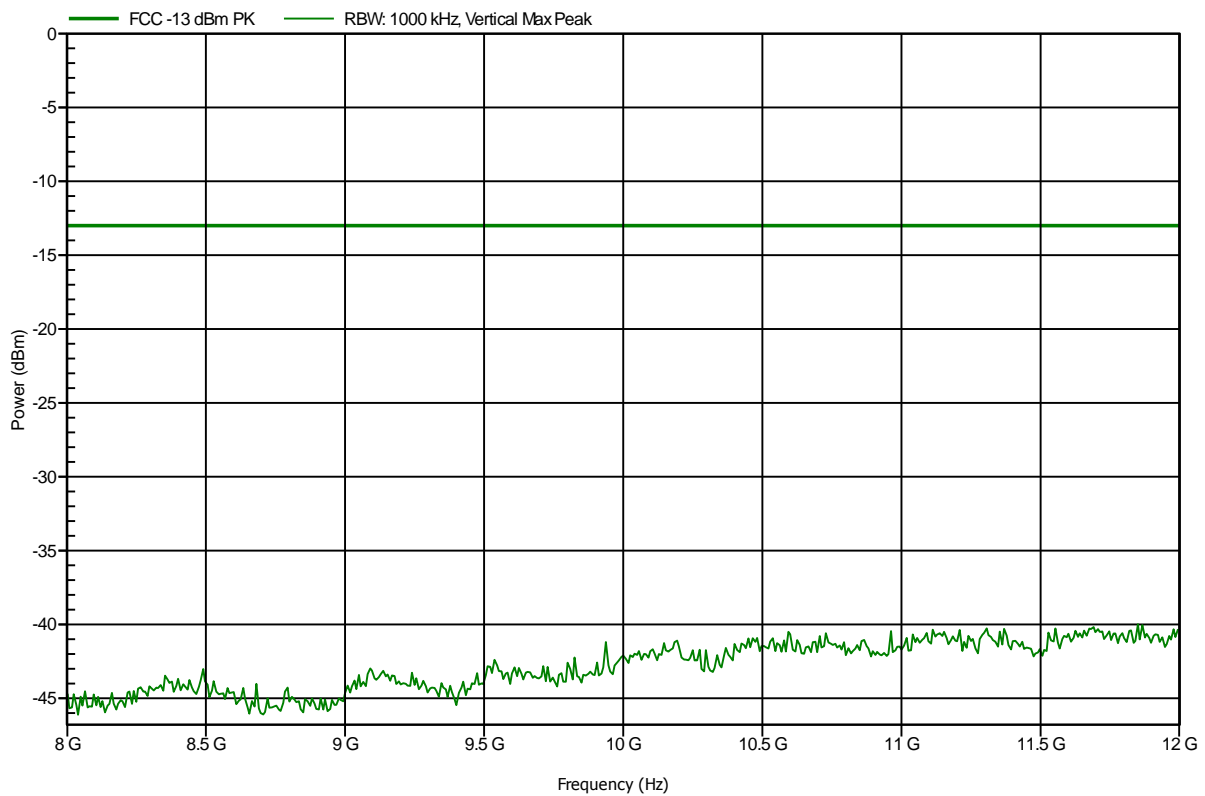


Spurious emissions according to FCC part 22 Subpart H

Project number: G0M-1303-2685

Manufacturer: eResearch Technology GmbH
 EUT Name: Asthma Monitor AM3
 Model: AM3 GSM
 Test Site: Eurofins Product Service GmbH
 Operator: Mr. Pudell
 Test Conditions: Tnom: 24°C, Vnom: 3.7 V DC (Li-Ion Battery)
 Antenna: Rohde & Schwarz HL 025, Vertical
 Measurement distance: 3 m
 Mode: TX; GPRS 850; CH: 128; UL 2xSlot; Pmax; Ant: integral
 Test Date: 2013-08-06
 Note: EUT horizontal

Index 19

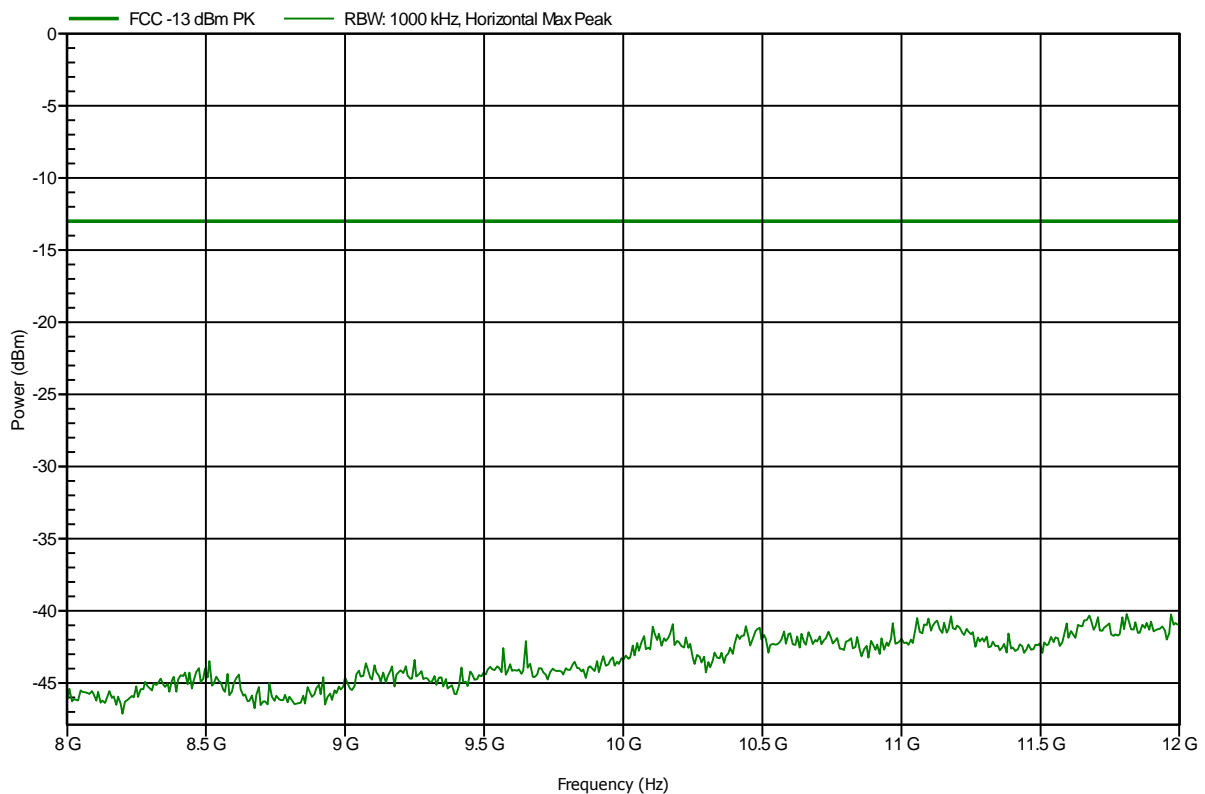


Spurious emissions according to FCC part 22 Subpart H

Project number: G0M-1303-2685

Manufacturer:	eResearch Technology GmbH
EUT Name:	Asthma Monitor AM3
Model:	AM3 GSM
Test Site:	Eurofins Product Service GmbH
Operator:	Mr. Pudell
Test Conditions:	Tnom: 24°C, Vnom: 3.7 V DC (Li-Ion Battery)
Antenna:	Rohde & Schwarz HL 025, Horizontal
Measurement distance:	3 m
Mode:	TX; GPRS 850; CH: 128; UL 2xSlot; Pmax; Ant: integral
Test Date:	2013-08-06
Note:	EUT horizontal

Index 26

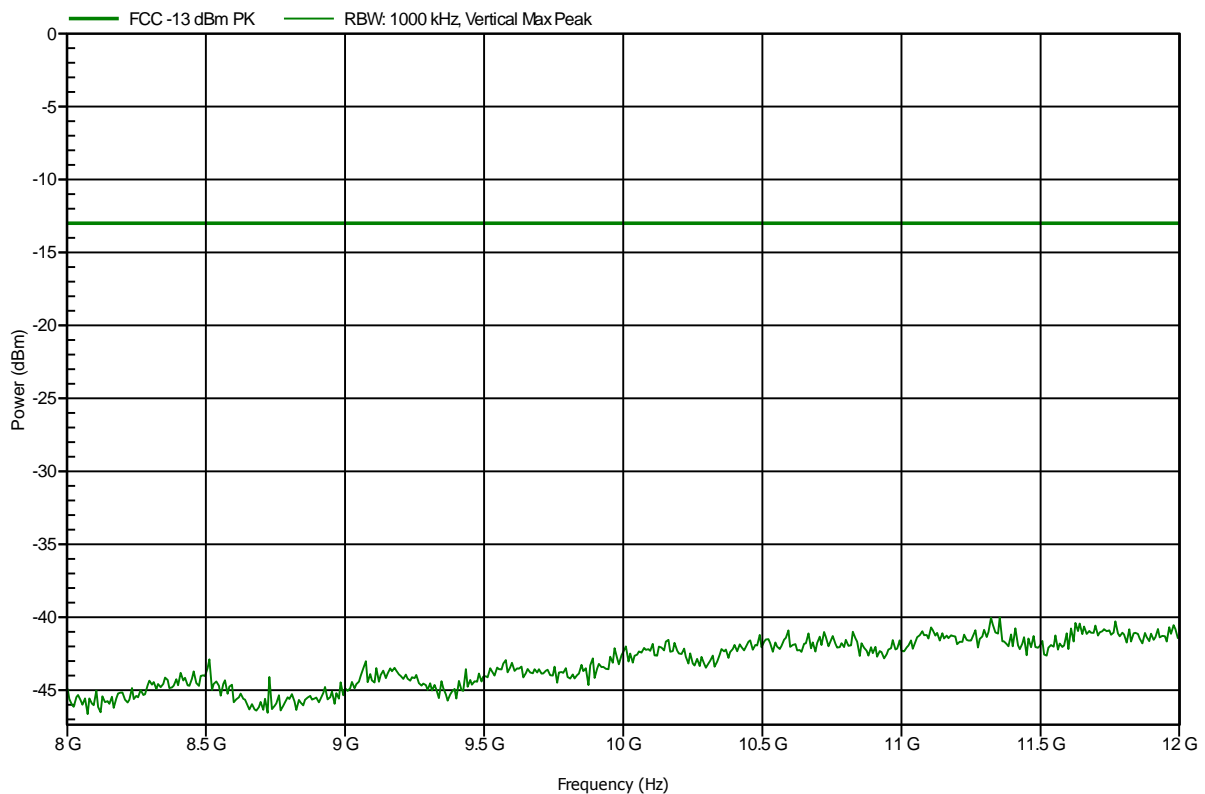


Spurious emissions according to FCC part 22 Subpart H

Project number: G0M-1303-2685

Manufacturer:	eResearch Technology GmbH
EUT Name:	Asthma Monitor AM3
Model:	AM3 GSM
Test Site:	Eurofins Product Service GmbH
Operator:	Mr. Pudell
Test Conditions:	Tnom: 24°C, Vnom: 3.7 V DC (Li-Ion Battery)
Antenna:	Rohde & Schwarz HL 025, Vertical
Measurement distance:	3 m
Mode:	TX; GPRS 850; CH: 188; UL 2xSlot; Pmax; Ant: integral
Test Date:	2013-08-05
Note:	EUT horizontal

Index 15

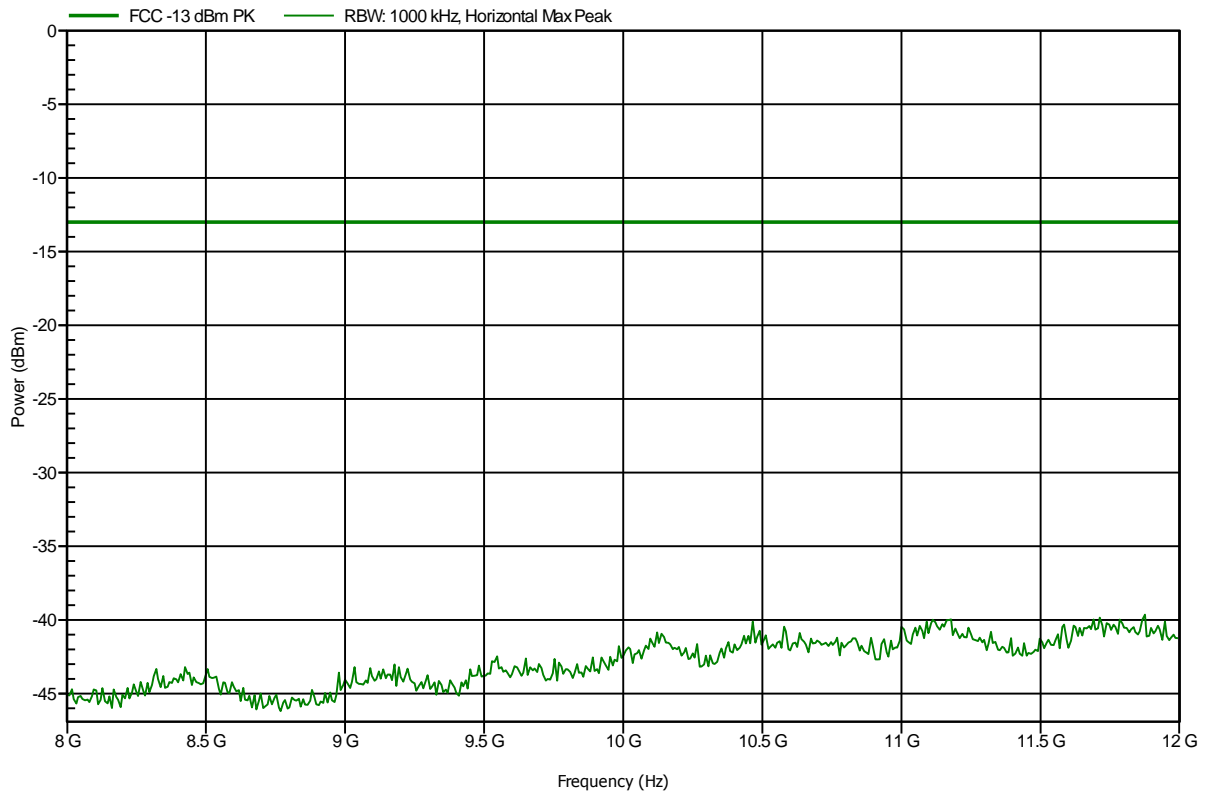


Spurious emissions according to FCC part 22 Subpart H

Project number: G0M-1303-2685

Manufacturer:	eResearch Technology GmbH
EUT Name:	Asthma Monitor AM3
Model:	AM3 GSM
Test Site:	Eurofins Product Service GmbH
Operator:	Mr. Pudell
Test Conditions:	Tnom: 24°C, Vnom: 3.7 V DC (Li-Ion Battery)
Antenna:	Rohde & Schwarz HL 025, Horizontal
Measurement distance:	3 m
Mode:	TX; GPRS 850; CH: 188; UL 2xSlot; Pmax; Ant: integral
Test Date:	2013-08-05
Note:	EUT horizontal

Index 13

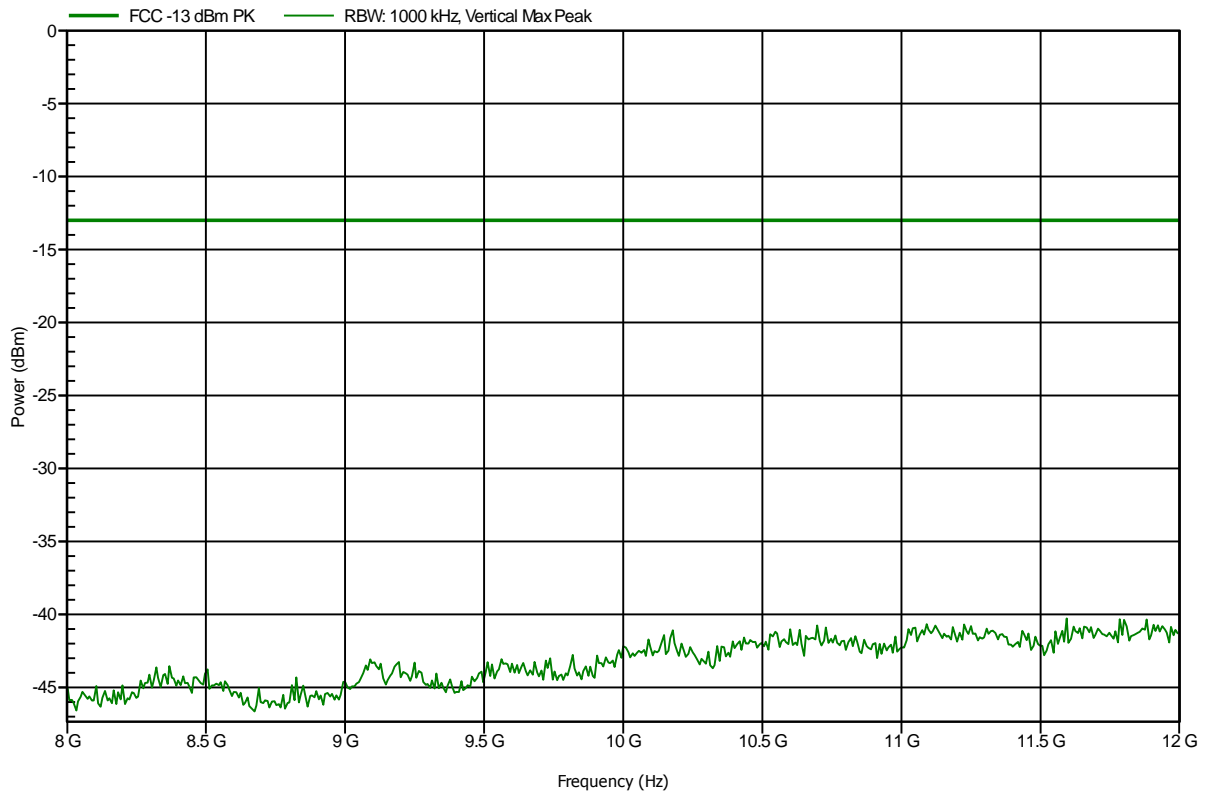


Spurious emissions according to FCC part 22 Subpart H

Project number: G0M-1303-2685

Manufacturer:	eResearch Technology GmbH
EUT Name:	Asthma Monitor AM3
Model:	AM3 GSM
Test Site:	Eurofins Product Service GmbH
Operator:	Mr. Pudell
Test Conditions:	Tnom: 24°C, Vnom: 3.7 V DC (Li-Ion Battery)
Antenna:	Rohde & Schwarz HL 025, Vertical
Measurement distance:	3 m
Mode:	TX; GPRS 850; CH: 251; UL 2xSlot; Pmax; Ant: integral
Test Date:	2013-08-06
Note:	EUT horizontal

Index 20

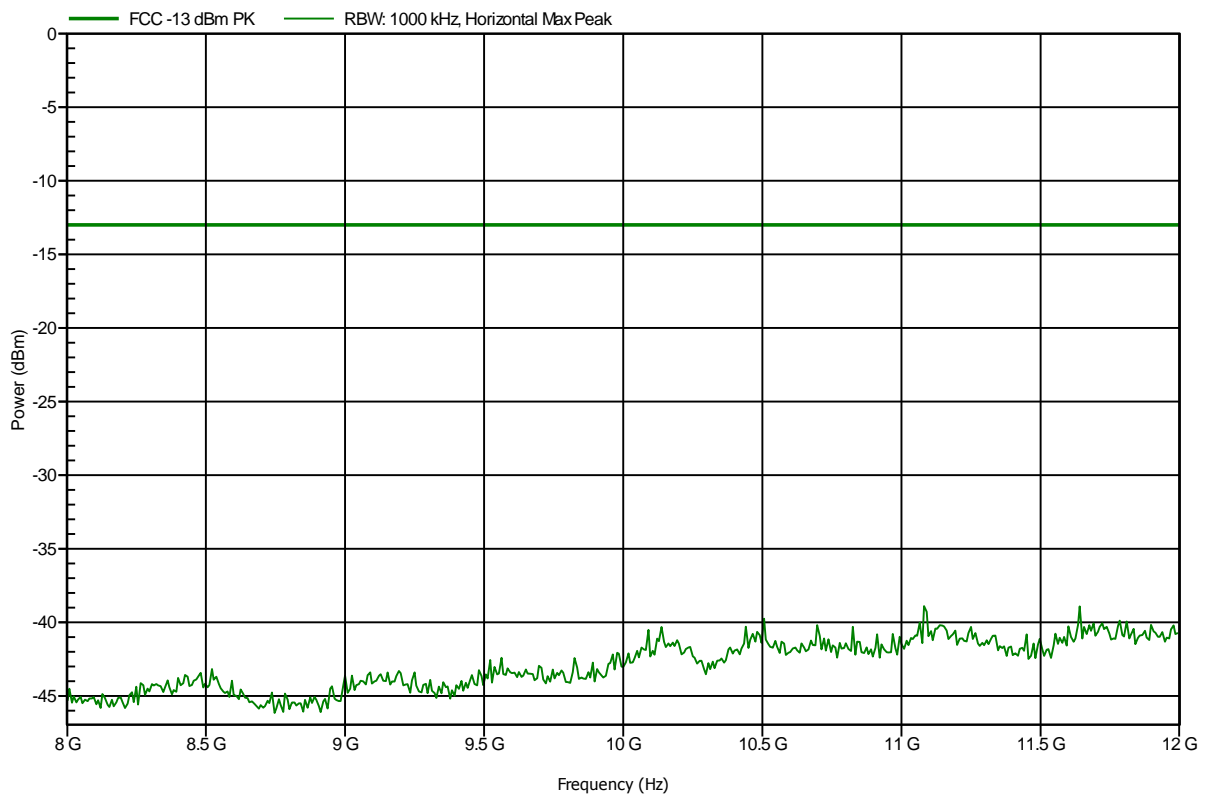


Spurious emissions according to FCC part 22 Subpart H

Project number: G0M-1303-2685

Manufacturer:	eResearch Technology GmbH
EUT Name:	Asthma Monitor AM3
Model:	AM3 GSM
Test Site:	Eurofins Product Service GmbH
Operator:	Mr. Pudell
Test Conditions:	Tnom: 24°C, Vnom: 3.7 V DC (Li-Ion Battery)
Antenna:	Rohde & Schwarz HL 025, Horizontal
Measurement distance:	3 m
Mode:	TX; GPRS 850; CH: 251; UL 2xSlot; Pmax; Ant: integral
Test Date:	2013-08-06
Note:	EUT horizontal

Index 25

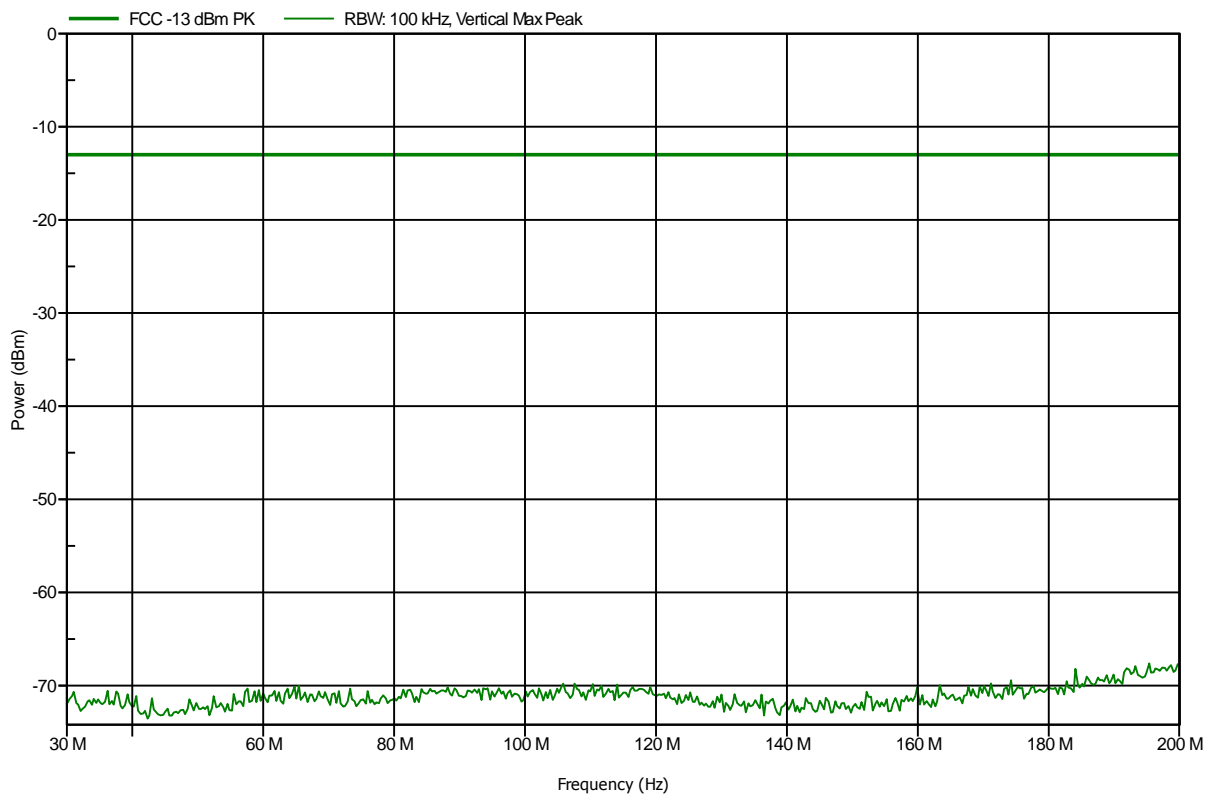


Spurious emissions according to FCC part 24 Subpart E

Project number: G0M-1303-2685

Manufacturer: eResearch Technology GmbH
 EUT Name: Asthma Monitor AM3
 Model: AM3 GSM
 Test Site: Eurofins Product Service GmbH
 Operator: Mr. Pudell
 Test Conditions: Tnom: 24°C, Vnom: 3.7 V DC (Li-Ion Battery)
 Antenna: Rohde & Schwarz HK 116, Vertical
 Measurement distance: 3 m
 Mode: TX; GPRS 1900; CH: 661; UL 2xSlot; Pmax; Ant: integral
 Test Date: 2013-08-08
 Note: EUT horizontal; worst case

Index 45

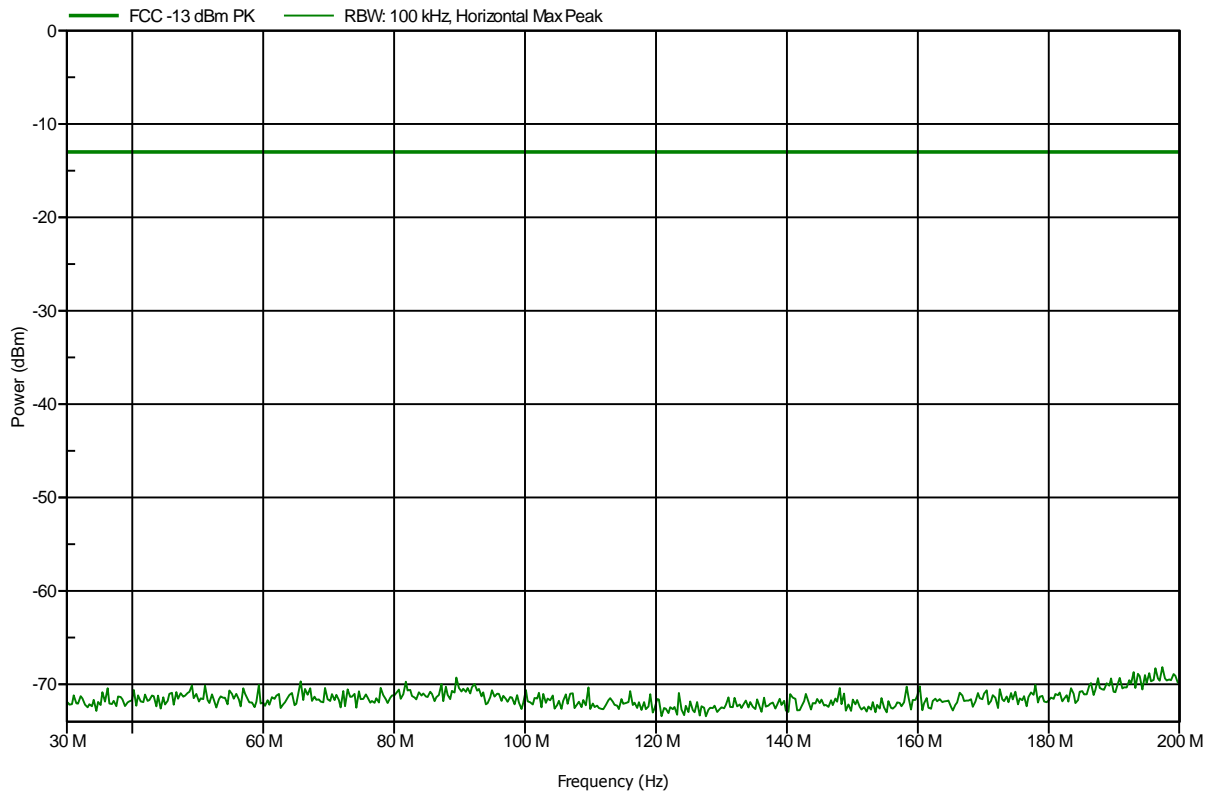


Spurious emissions according to FCC part 24 Subpart E

Project number: G0M-1303-2685

Manufacturer:	eResearch Technology GmbH
EUT Name:	Asthma Monitor AM3
Model:	AM3 GSM
Test Site:	Eurofins Product Service GmbH
Operator:	Mr. Pudell
Test Conditions:	Tnom: 24°C, Vnom: 3.7 V DC (Li-Ion Battery)
Antenna:	Rohde & Schwarz HK 116, Horizontal
Measurement distance:	3 m
Mode:	TX; GPRS 1900; CH: 661; UL 2xSlot; Pmax; Ant: integral
Test Date:	2013-08-08
Note:	EUT horizontal; worst case

Index 46

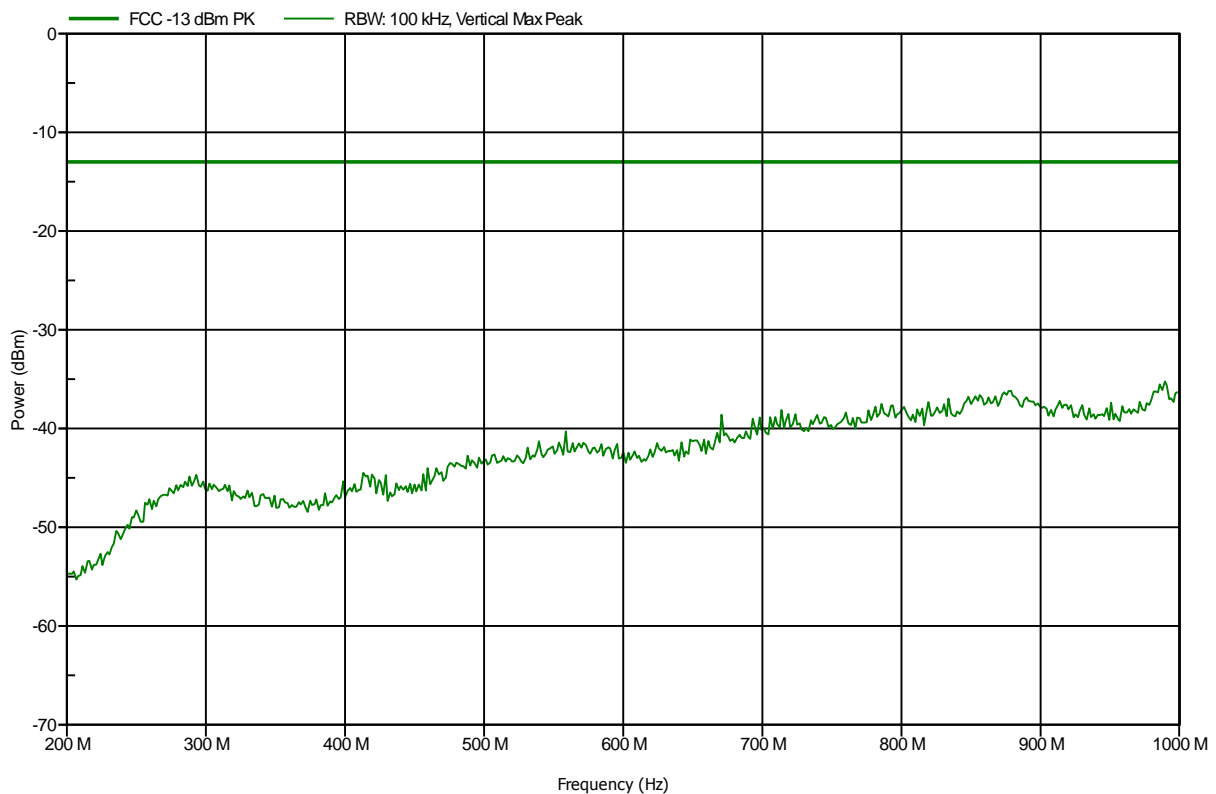


Spurious emissions according to FCC part 24 Subpart E

Project number: G0M-1303-2685

Manufacturer:	eResearch Technology GmbH
EUT Name:	Asthma Monitor AM3
Model:	AM3 GSM
Test Site:	Eurofins Product Service GmbH
Operator:	Mr. Pudell
Test Conditions:	Tnom: 24°C, Vnom: 3.7 V DC (Li-Ion Battery)
Antenna:	Rohde & Schwarz HL 223, Vertical
Measurement distance:	3 m
Mode:	TX; GPRS 1900; CH: 661; UL 2xSlot; Pmax; Ant: integral
Test Date:	2013-08-08
Note:	EUT horizontal; worst case

Index 43

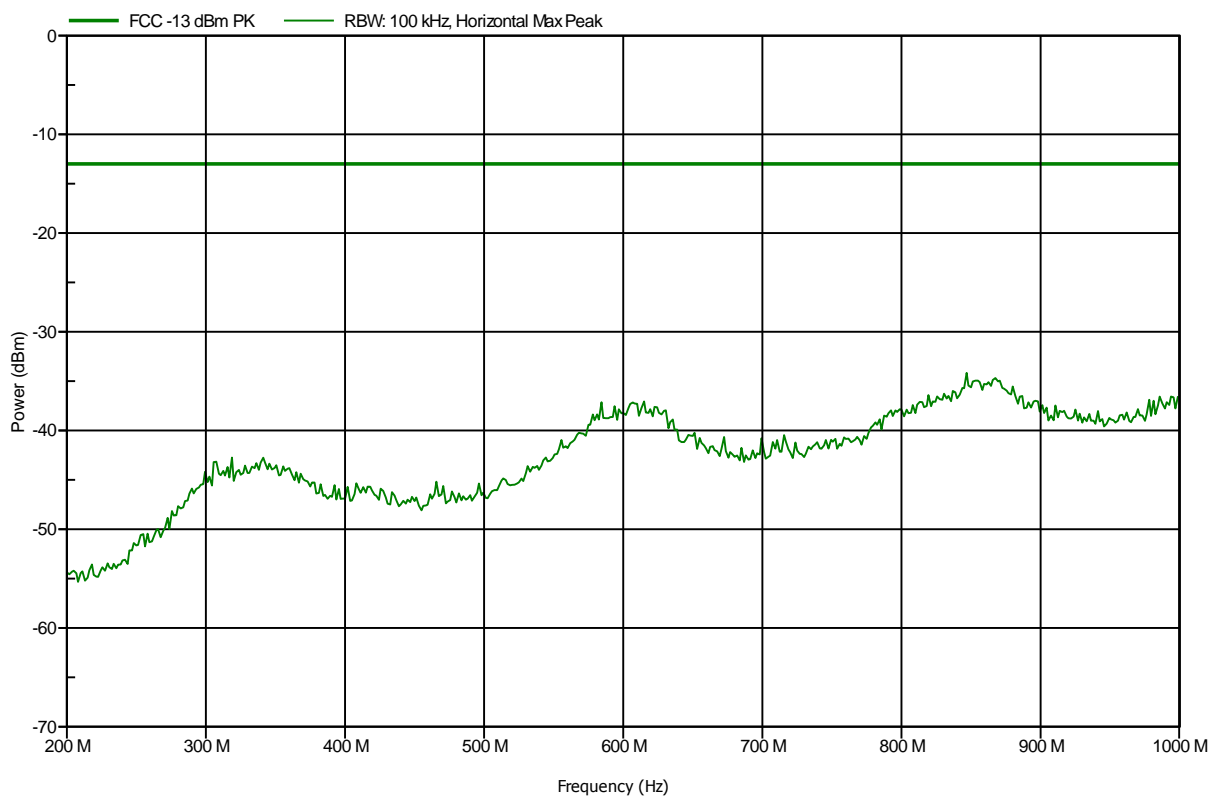


Spurious emissions according to FCC part 24 Subpart E

Project number: G0M-1303-2685

Manufacturer:	eResearch Technology GmbH
EUT Name:	Asthma Monitor AM3
Model:	AM3 GSM
Test Site:	Eurofins Product Service GmbH
Operator:	Mr. Pudell
Test Conditions:	Tnom: 24°C, Vnom: 3.7 V DC (Li-Ion Battery)
Antenna:	Rohde & Schwarz HL 223, Horizontal
Measurement distance:	3 m
Mode:	TX; GPRS 1900; CH: 661; UL 2xSlot; Pmax; Ant: integral
Test Date:	2013-08-08
Note:	EUT horizontal; worst case

Index 44

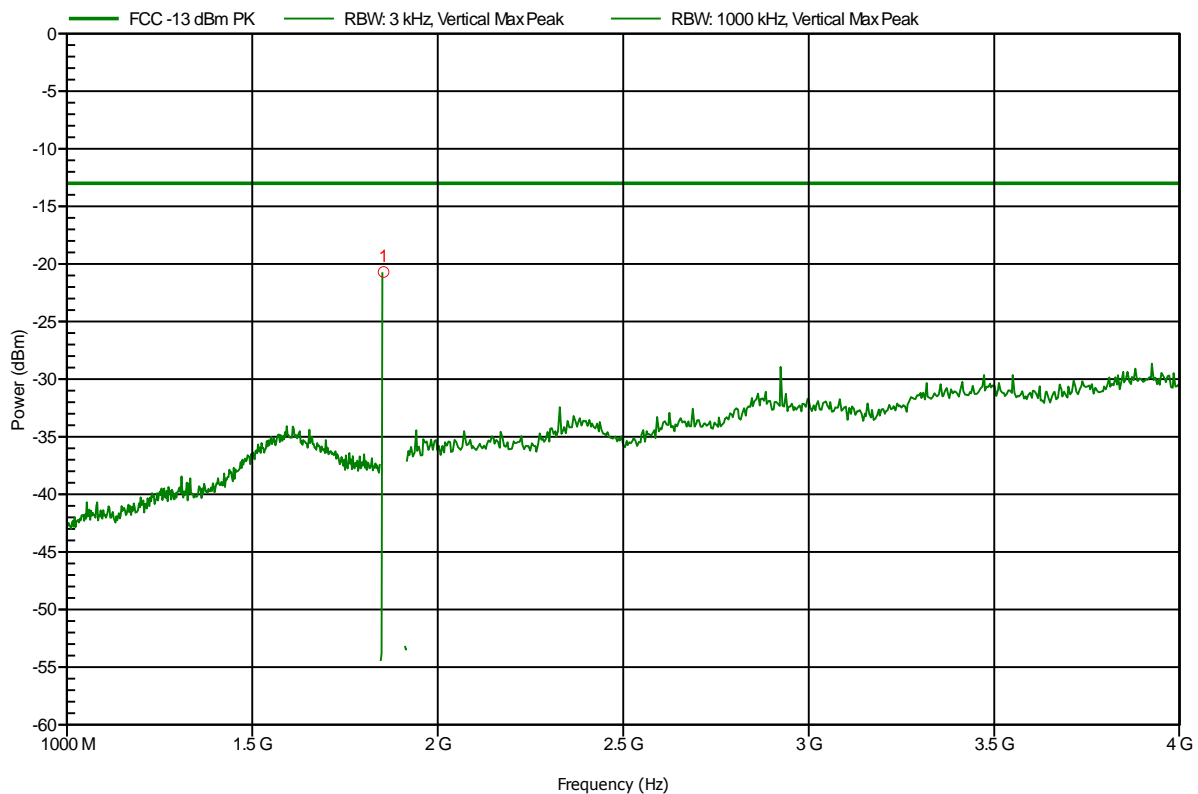


Spurious emissions according to FCC part 24 Subpart E

Project number: G0M-1303-2685

Manufacturer: eResearch Technology GmbH
 EUT Name: Asthma Monitor AM3
 Model: AM3 GSM
 Test Site: Eurofins Product Service GmbH
 Operator: Mr. Pudell
 Test Conditions: Tnom: 24°C, Vnom: 3.7 V DC (Li-Ion Battery)
 Antenna: Rohde & Schwarz HL 025, Vertical
 Measurement distance: 3 m
 Mode: TX; GPRS 1900; CH: 512; UL 2xSlot; Pmax; Ant: integral
 Test Date: 2013-08-05
 Note: EUT horizontal

Index 28



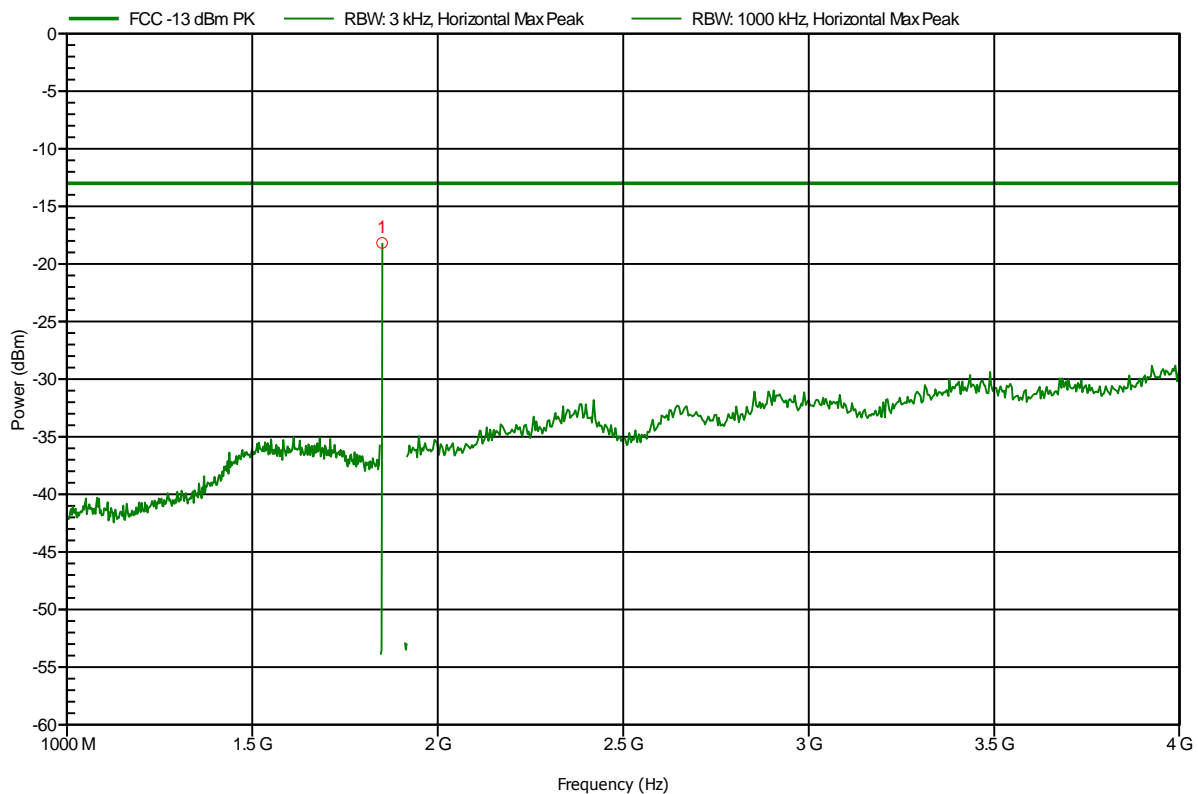
Frequency	Peak	Peak Limit	Peak Difference	Peak Status
1.854 GHz	-20.7 dBm	-13 dBm	-7.69 dB	Pass

Spurious emissions according to FCC part 24 Subpart E

Project number: G0M-1303-2685

Manufacturer: eResearch Technology GmbH
 EUT Name: Asthma Monitor AM3
 Model: AM3 GSM
 Test Site: Eurofins Product Service GmbH
 Operator: Mr. Pudell
 Test Conditions: Tnom: 24°C, Vnom: 3.7 V DC (Li-Ion Battery)
 Antenna: Rohde & Schwarz HL 025, Horizontal
 Measurement distance: 3 m
 Mode: TX; GPRS 1900; CH: 512; UL 2xSlot; Pmax; Ant: integral
 Test Date: 2013-08-05
 Note: EUT horizontal

Index 22



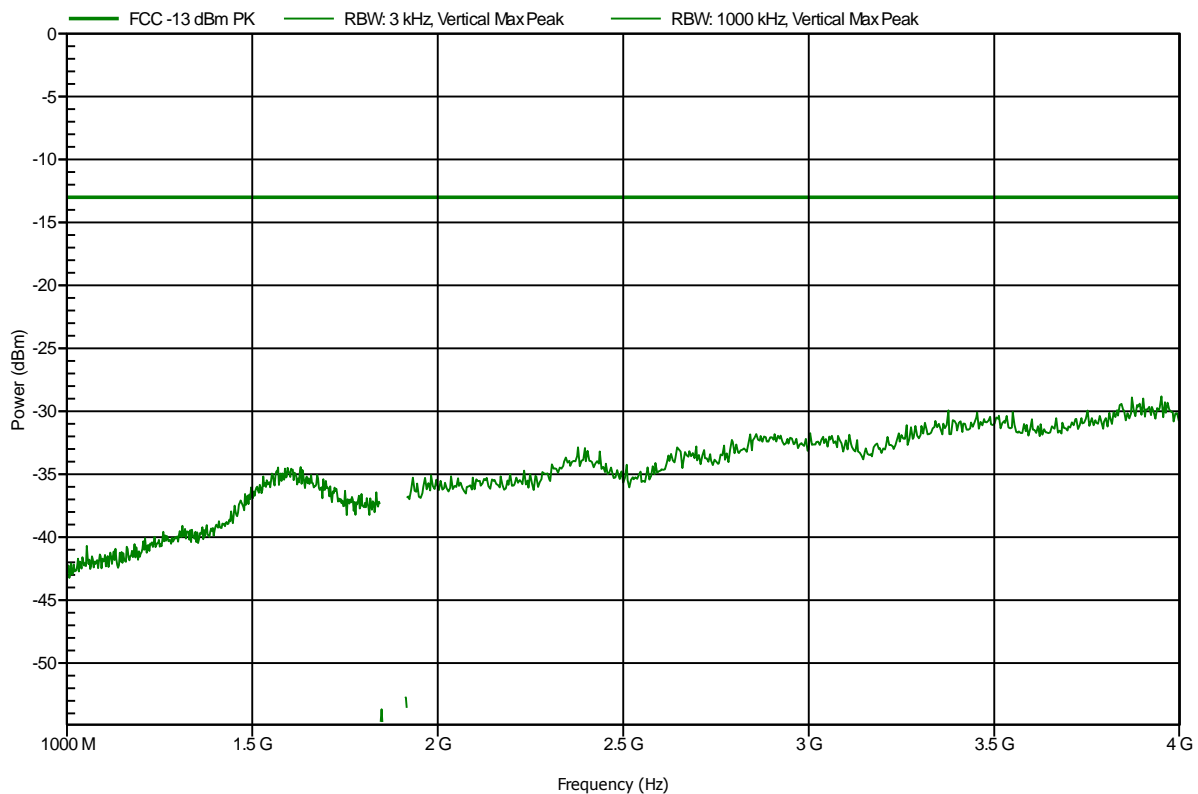
Frequency	Peak	Peak Limit	Peak Difference	Peak Status
1.85 GHz	-18.2 dBm	-13 dBm	-5.18 dB	Pass

Spurious emissions according to FCC part 24 Subpart E

Project number: G0M-1303-2685

Manufacturer:	eResearch Technology GmbH
EUT Name:	Asthma Monitor AM3
Model:	AM3 GSM
Test Site:	Eurofins Product Service GmbH
Operator:	Mr. Pudell
Test Conditions:	Tnom: 24°C, Vnom: 3.7 V DC (Li-Ion Battery)
Antenna:	Rohde & Schwarz HL 025, Vertical
Measurement distance:	3 m
Mode:	TX; GPRS 1900; CH: 661; UL 2xSlot; Pmax; Ant: integral
Test Date:	2013-08-05
Note:	EUT horizontal

Index 27

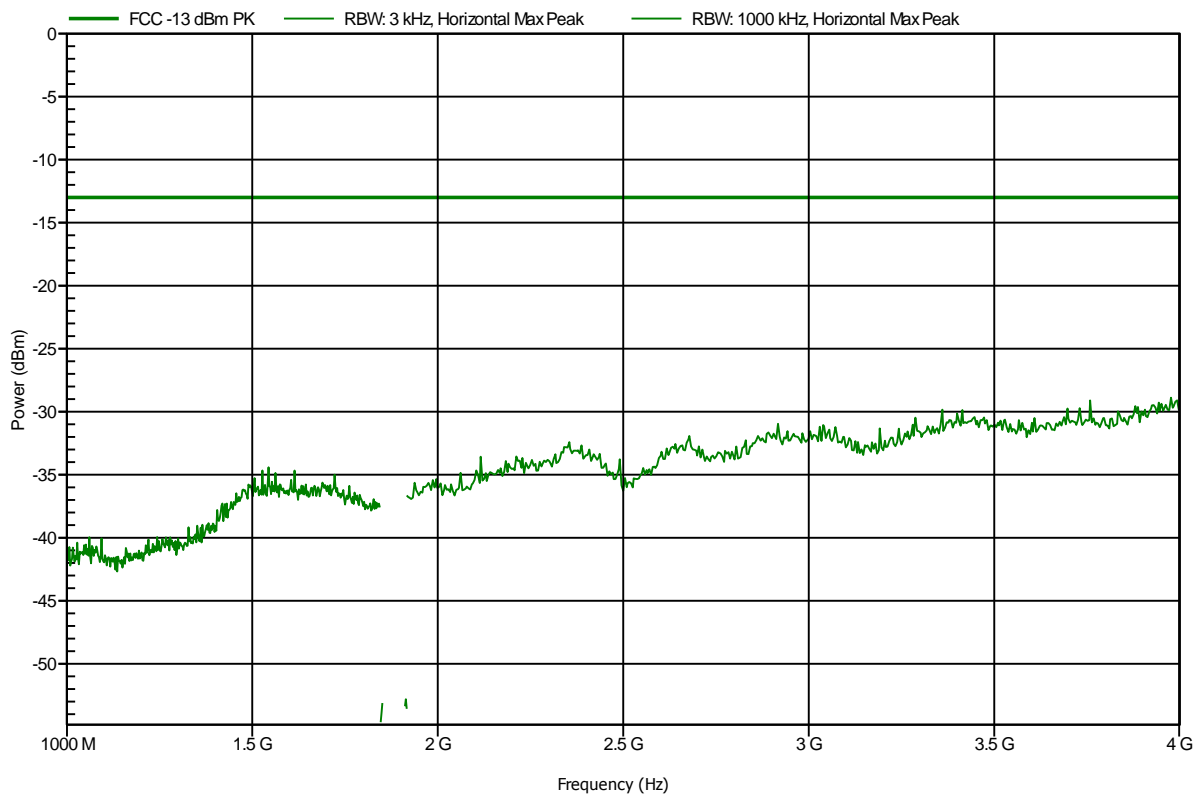


Spurious emissions according to FCC part 24 Subpart E

Project number: G0M-1303-2685

Manufacturer:	eResearch Technology GmbH
EUT Name:	Asthma Monitor AM3
Model:	AM3 GSM
Test Site:	Eurofins Product Service GmbH
Operator:	Mr. Pudell
Test Conditions:	Tnom: 24°C, Vnom: 3.7 V DC (Li-Ion Battery)
Antenna:	Rohde & Schwarz HL 025, Horizontal
Measurement distance:	3 m
Mode:	TX; GPRS 1900; CH: 661; UL 2xSlot; Pmax; Ant: integral
Test Date:	2013-08-05
Note:	EUT horizontal

Index 23

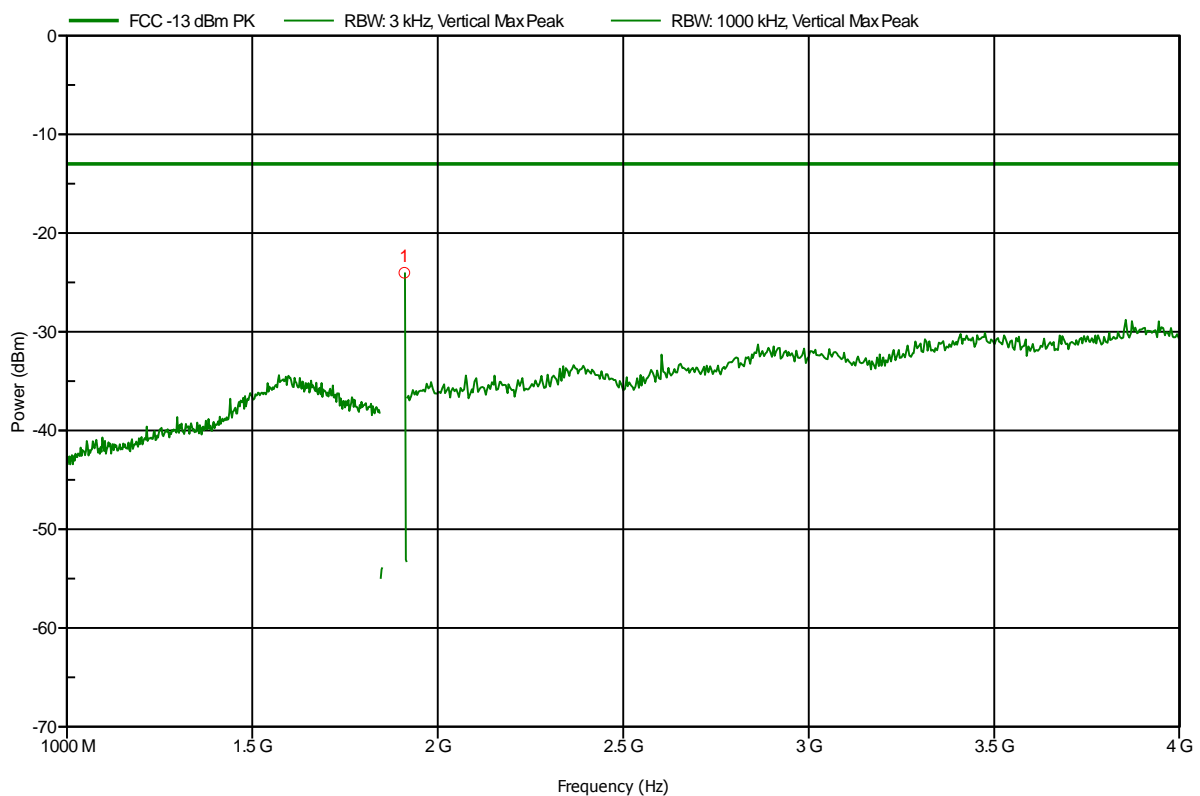


Spurious emissions according to FCC part 24 Subpart E

Project number: G0M-1303-2685

Manufacturer: eResearch Technology GmbH
 EUT Name: Asthma Monitor AM3
 Model: AM3 GSM
 Test Site: Eurofins Product Service GmbH
 Operator: Mr. Pudell
 Test Conditions: Tnom: 24°C, Vnom: 3.7 V DC (Li-Ion Battery)
 Antenna: Rohde & Schwarz HL 025, Vertical
 Measurement distance: 3 m
 Mode: TX; GPRS 1900; CH: 810; UL 2xSlot; Pmax; Ant: integral
 Test Date: 2013-08-05
 Note: EUT horizontal

Index 26



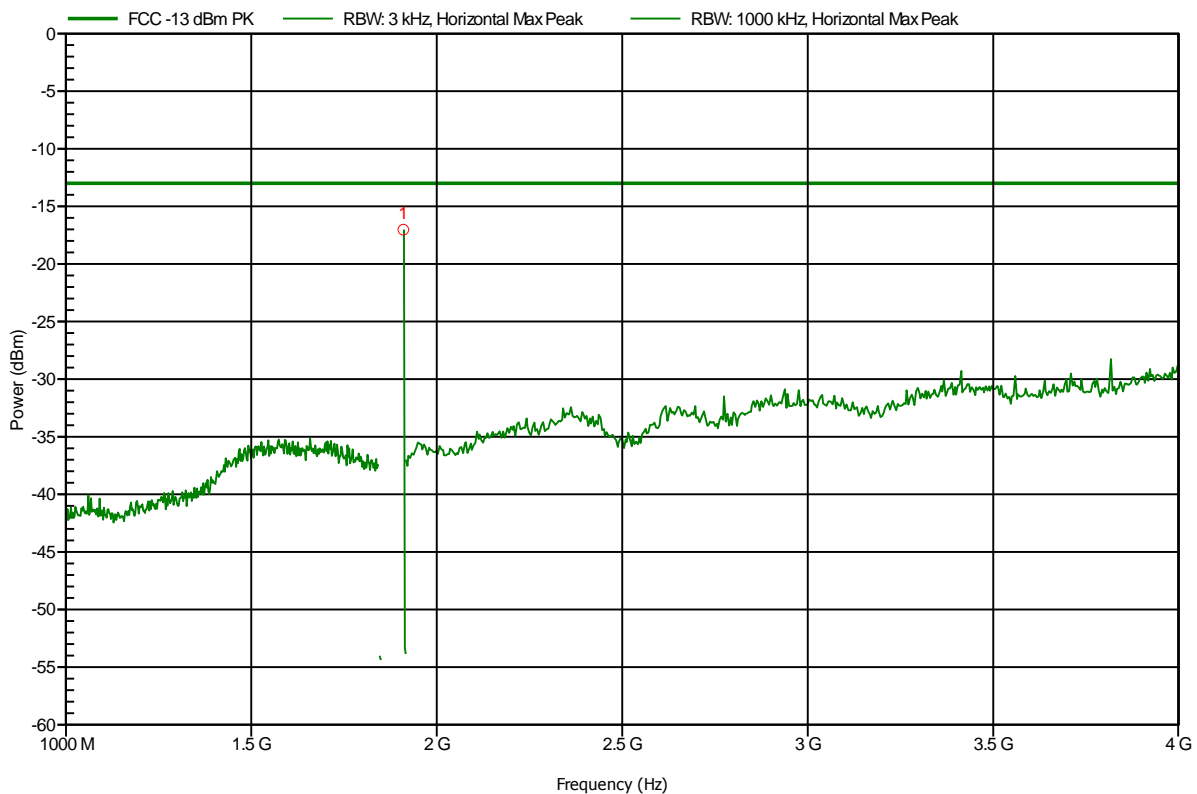
Frequency	Peak	Peak Limit	Peak Difference	Peak Status
1.91 GHz	-24 dBm	-13 dBm	-11.02 dB	Pass

Spurious emissions according to FCC part 24 Subpart E

Project number: G0M-1303-2685

Manufacturer: eResearch Technology GmbH
 EUT Name: Asthma Monitor AM3
 Model: AM3 GSM
 Test Site: Eurofins Product Service GmbH
 Operator: Mr. Pudell
 Test Conditions: Tnom: 24°C, Vnom: 3.7 V DC (Li-Ion Battery)
 Antenna: Rohde & Schwarz HL 025, Horizontal
 Measurement distance: 3 m
 Mode: TX; GPRS 1900; CH: 810; UL 2xSlot; Pmax; Ant: integral
 Test Date: 2013-08-05
 Note: EUT horizontal

Index 24



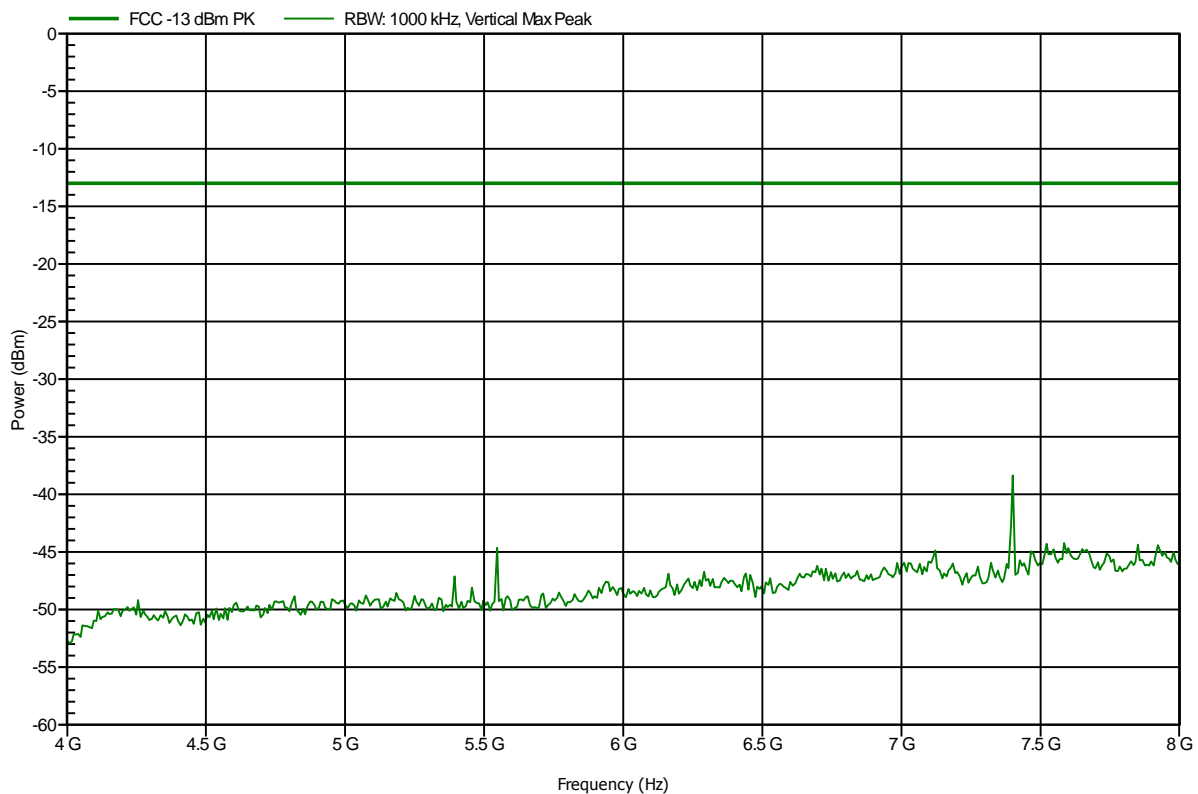
Frequency	Peak	Peak Limit	Peak Difference	Peak Status
1.91 GHz	-17 dBm	-13 dBm	-4.02 dB	Pass

Spurious emissions according to FCC part 24 Subpart E

Project number: G0M-1303-2685

Manufacturer:	eResearch Technology GmbH
EUT Name:	Asthma Monitor AM3
Model:	AM3 GSM
Test Site:	Eurofins Product Service GmbH
Operator:	Mr. Pudell
Test Conditions:	Tnom: 24°C, Vnom: 3.7 V DC (Li-Ion Battery)
Antenna:	Rohde & Schwarz HL 025, Vertical
Measurement distance:	3 m
Mode:	TX; GPRS 1900; CH: 512; UL 2xSlot; Pmax; Ant: integral
Test Date:	2013-08-05
Note:	EUT horizontal

Index 29

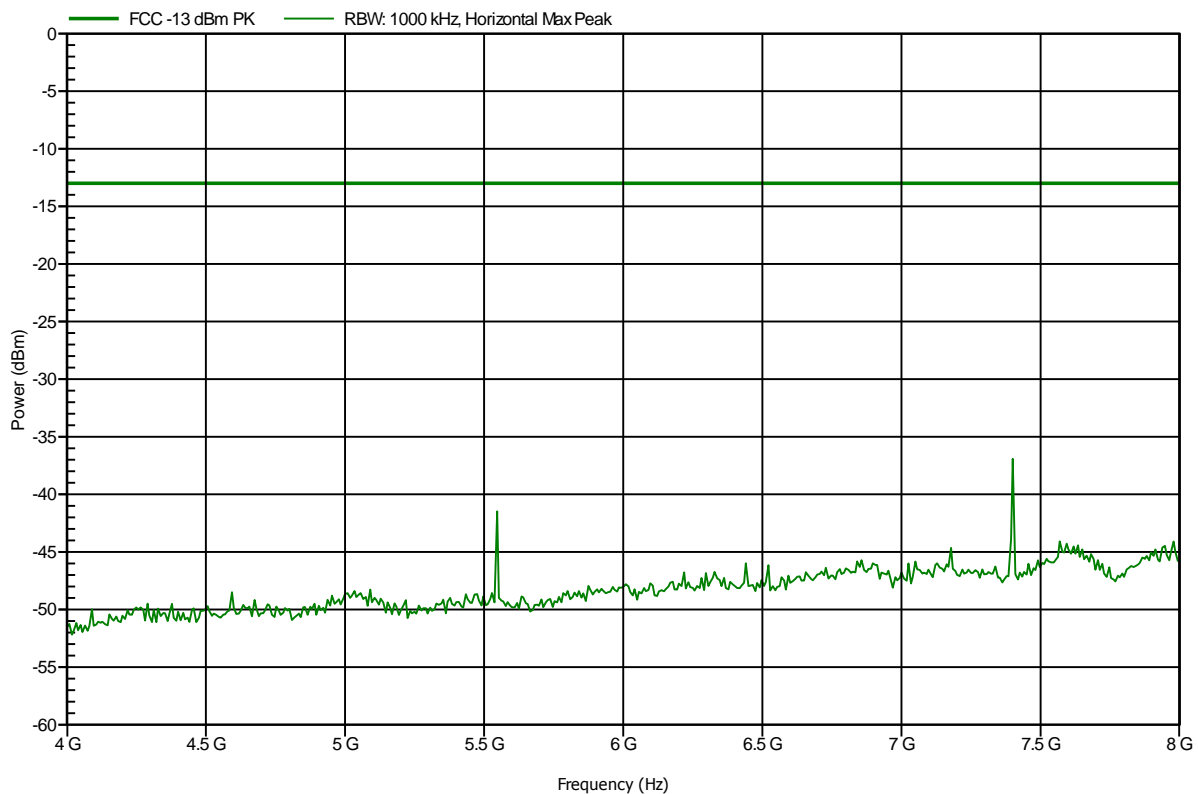


Spurious emissions according to FCC part 24 Subpart E

Project number: G0M-1303-2685

Manufacturer:	eResearch Technology GmbH
EUT Name:	Asthma Monitor AM3
Model:	AM3 GSM
Test Site:	Eurofins Product Service GmbH
Operator:	Mr. Pudell
Test Conditions:	Tnom: 24°C, Vnom: 3.7 V DC (Li-Ion Battery)
Antenna:	Rohde & Schwarz HL 025, Horizontal
Measurement distance:	3 m
Mode:	TX; GPRS 1900; CH: 512; UL 2xSlot; Pmax; Ant: integral
Test Date:	2013-08-05
Note:	EUT horizontal

Index 39

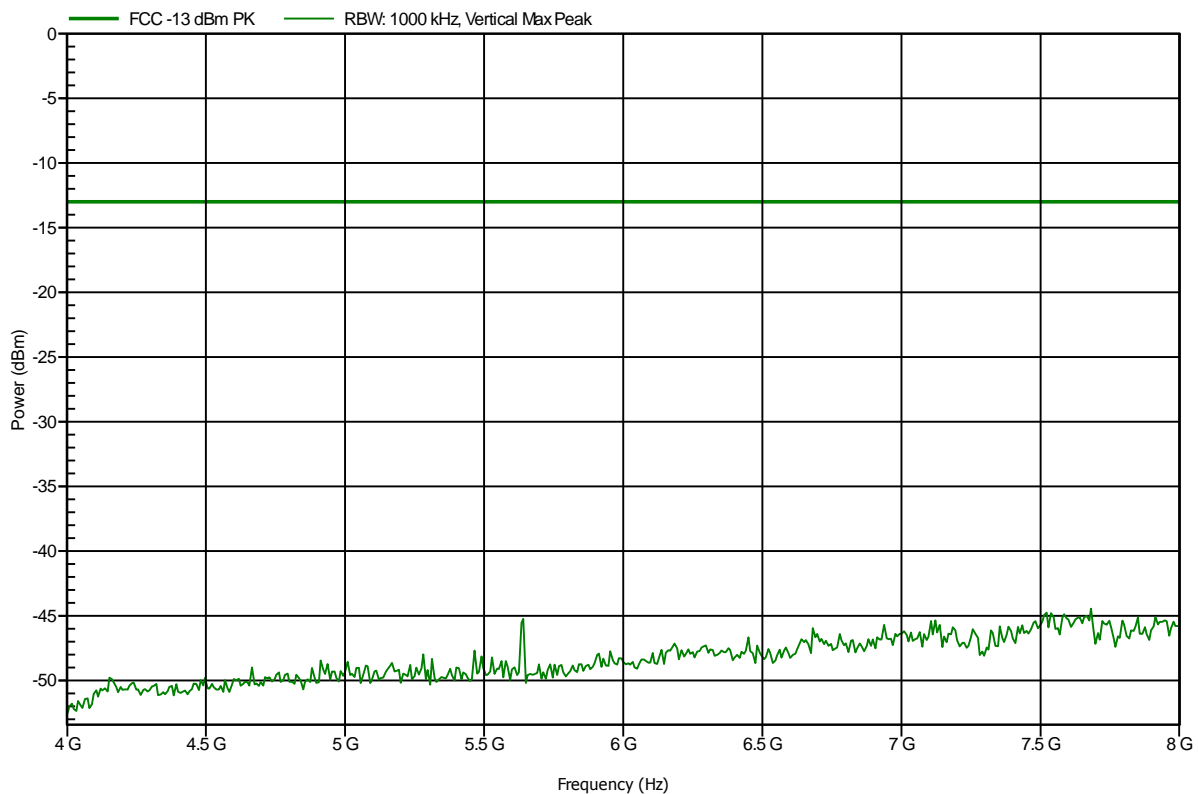


Spurious emissions according to FCC part 24 Subpart E

Project number: G0M-1303-2685

Manufacturer:	eResearch Technology GmbH
EUT Name:	Asthma Monitor AM3
Model:	AM3 GSM
Test Site:	Eurofins Product Service GmbH
Operator:	Mr. Pudell
Test Conditions:	Tnom: 24°C, Vnom: 3.7 V DC (Li-Ion Battery)
Antenna:	Rohde & Schwarz HL 025, Vertical
Measurement distance:	3 m
Mode:	TX; GPRS 1900; CH: 661; UL 2xSlot; Pmax; Ant: integral
Test Date:	2013-08-05
Note:	EUT horizontal

Index 31

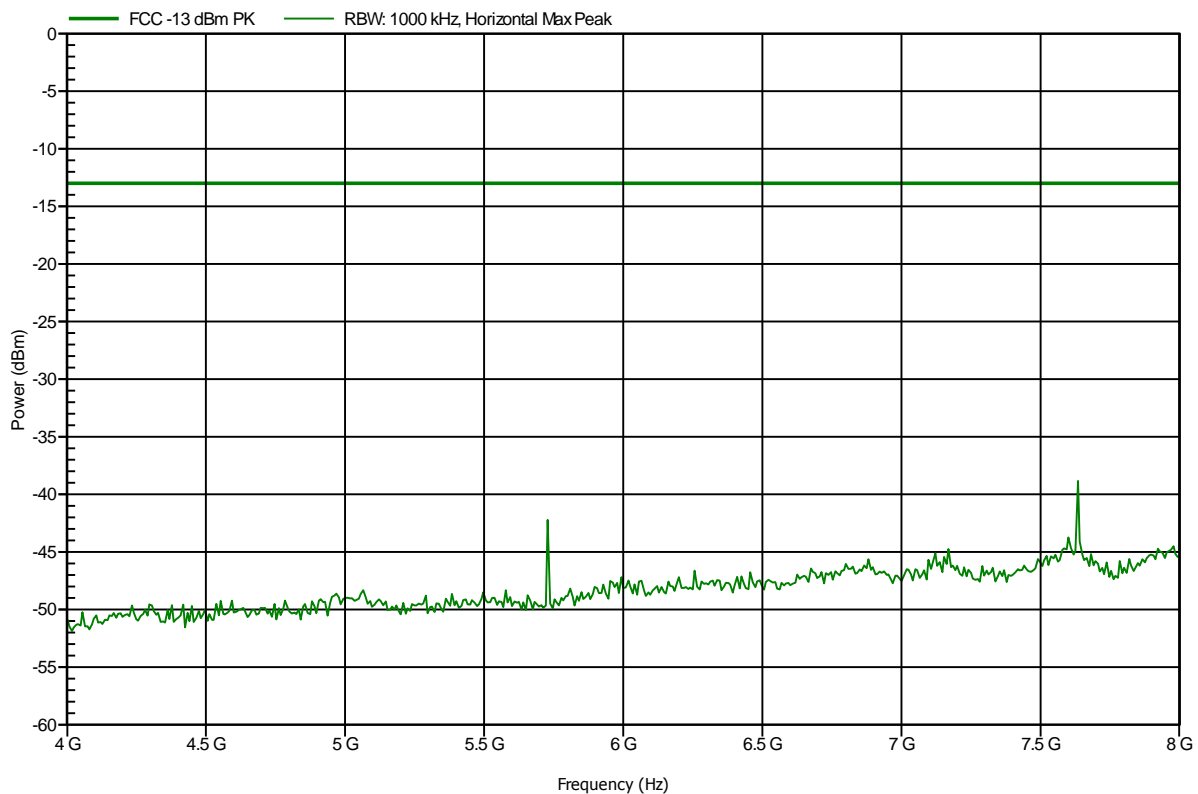


Spurious emissions according to FCC part 24 Subpart E

Project number: G0M-1303-2685

Manufacturer:	eResearch Technology GmbH
EUT Name:	Asthma Monitor AM3
Model:	AM3 GSM
Test Site:	Eurofins Product Service GmbH
Operator:	Mr. Pudell
Test Conditions:	Tnom: 24°C, Vnom: 3.7 V DC (Li-Ion Battery)
Antenna:	Rohde & Schwarz HL 025, Horizontal
Measurement distance:	3 m
Mode:	TX; GPRS 1900; CH: 661; UL 2xSlot; Pmax; Ant: integral
Test Date:	2013-08-05
Note:	EUT horizontal

Index 37

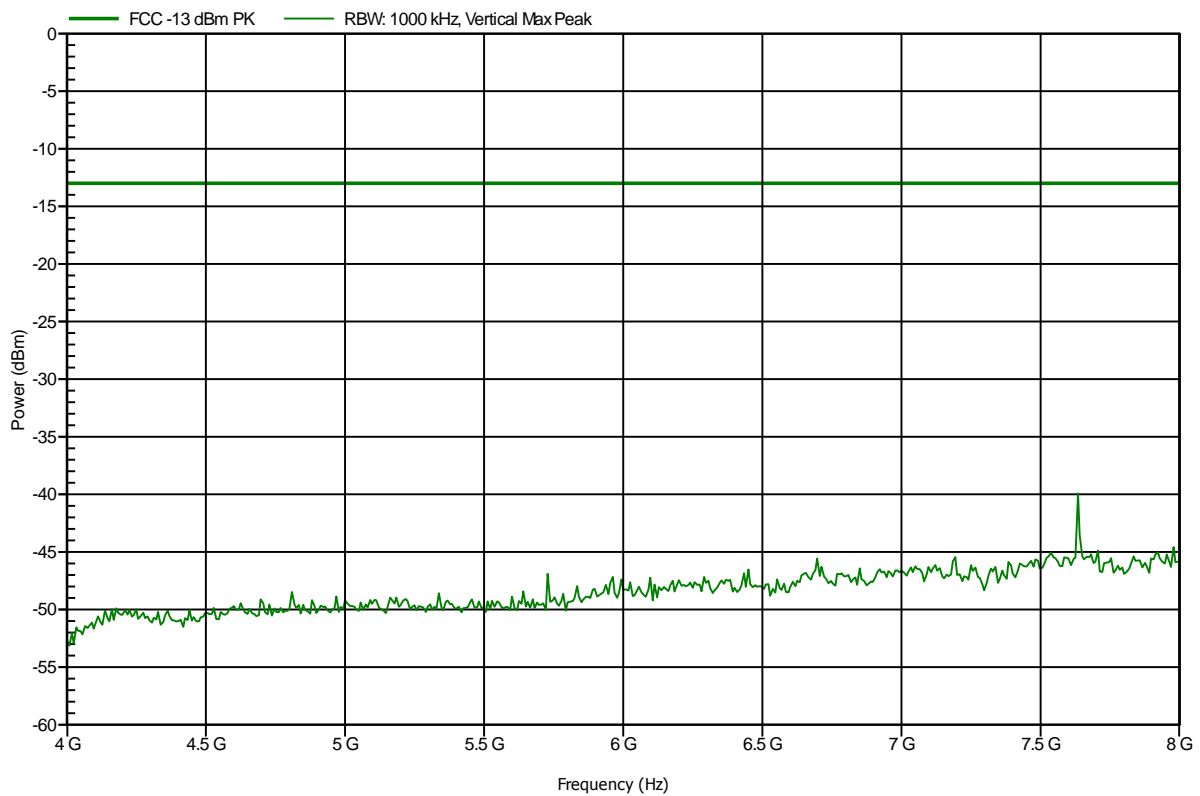


Spurious emissions according to FCC part 24 Subpart E

Project number: G0M-1303-2685

Manufacturer:	eResearch Technology GmbH
EUT Name:	Asthma Monitor AM3
Model:	AM3 GSM
Test Site:	Eurofins Product Service GmbH
Operator:	Mr. Pudell
Test Conditions:	Tnom: 24°C, Vnom: 3.7 V DC (Li-Ion Battery)
Antenna:	Rohde & Schwarz HL 025, Vertical
Measurement distance:	3 m
Mode:	TX; GPRS 1900; CH: 810; UL 2xSlot; Pmax; Ant: integral
Test Date:	2013-08-05
Note:	EUT horizontal

Index 33

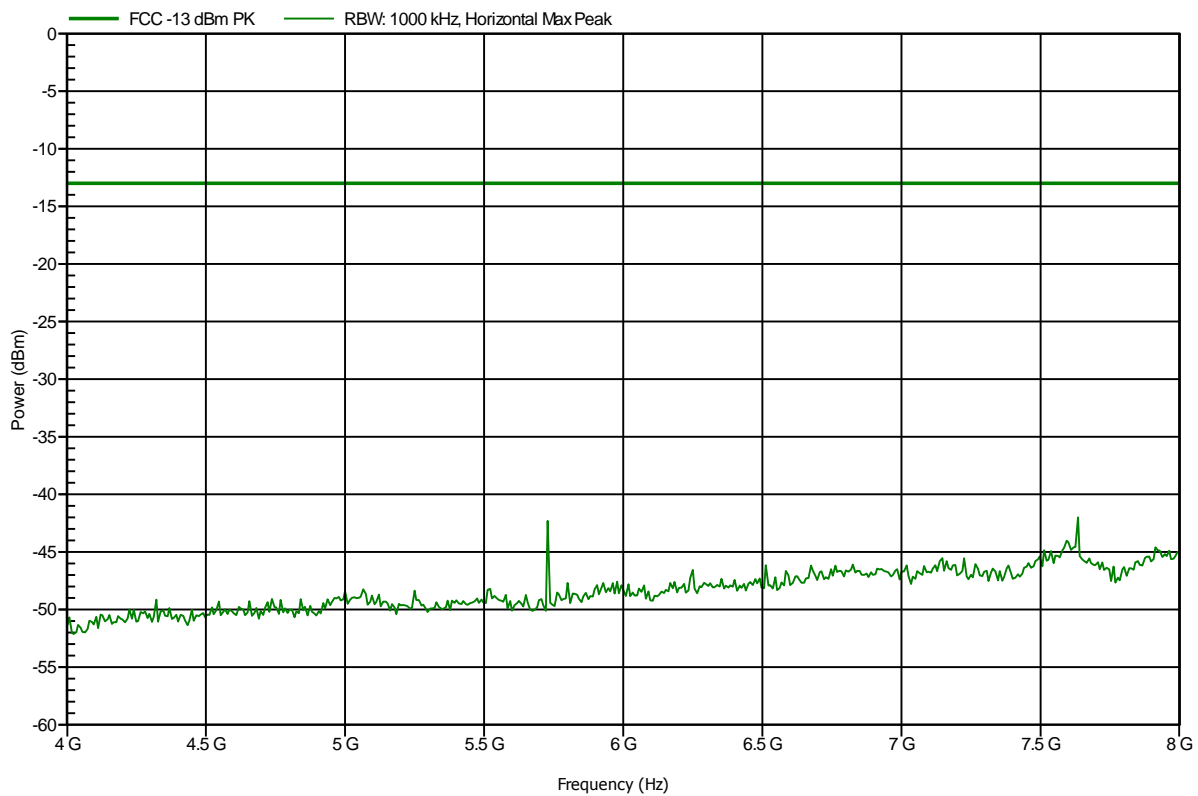


Spurious emissions according to FCC part 24 Subpart E

Project number: G0M-1303-2685

Manufacturer:	eResearch Technology GmbH
EUT Name:	Asthma Monitor AM3
Model:	AM3 GSM
Test Site:	Eurofins Product Service GmbH
Operator:	Mr. Pudell
Test Conditions:	Tnom: 24°C, Vnom: 3.7 V DC (Li-Ion Battery)
Antenna:	Rohde & Schwarz HL 025, Horizontal
Measurement distance:	3 m
Mode:	TX; GPRS 1900; CH: 810; UL 2xSlot; Pmax; Ant: integral
Test Date:	2013-08-05
Note:	EUT horizontal

Index 35

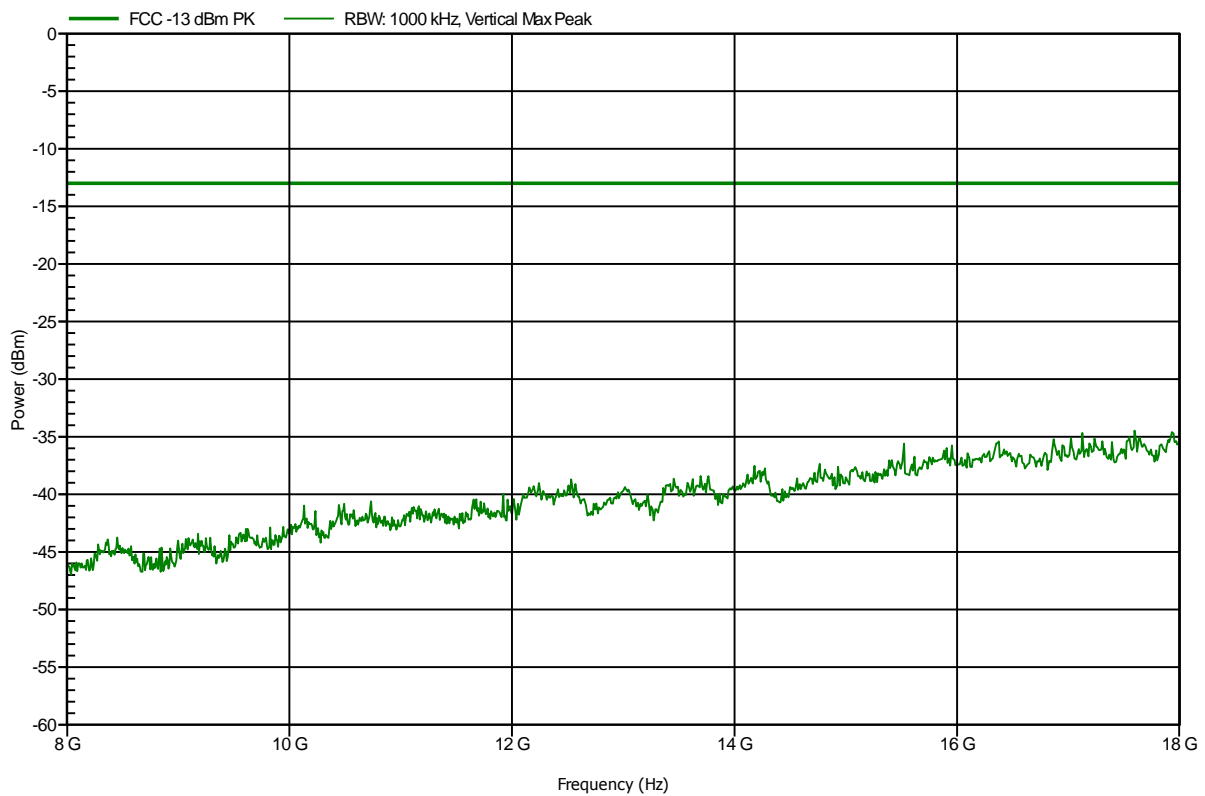


Spurious emissions according to FCC part 24 Subpart E

Project number: G0M-1303-2685

Manufacturer:	eResearch Technology GmbH
EUT Name:	Asthma Monitor AM3
Model:	AM3 GSM
Test Site:	Eurofins Product Service GmbH
Operator:	Mr. Pudell
Test Conditions:	Tnom: 24°C, Vnom: 3.7 V DC (Li-Ion Battery)
Antenna:	Rohde & Schwarz HL 025, Vertical
Measurement distance:	3 m
Mode:	TX; GPRS 1900; CH: 512; UL 2xSlot; Pmax; Ant: integral
Test Date:	2013-08-05
Note:	EUT horizontal

Index 30

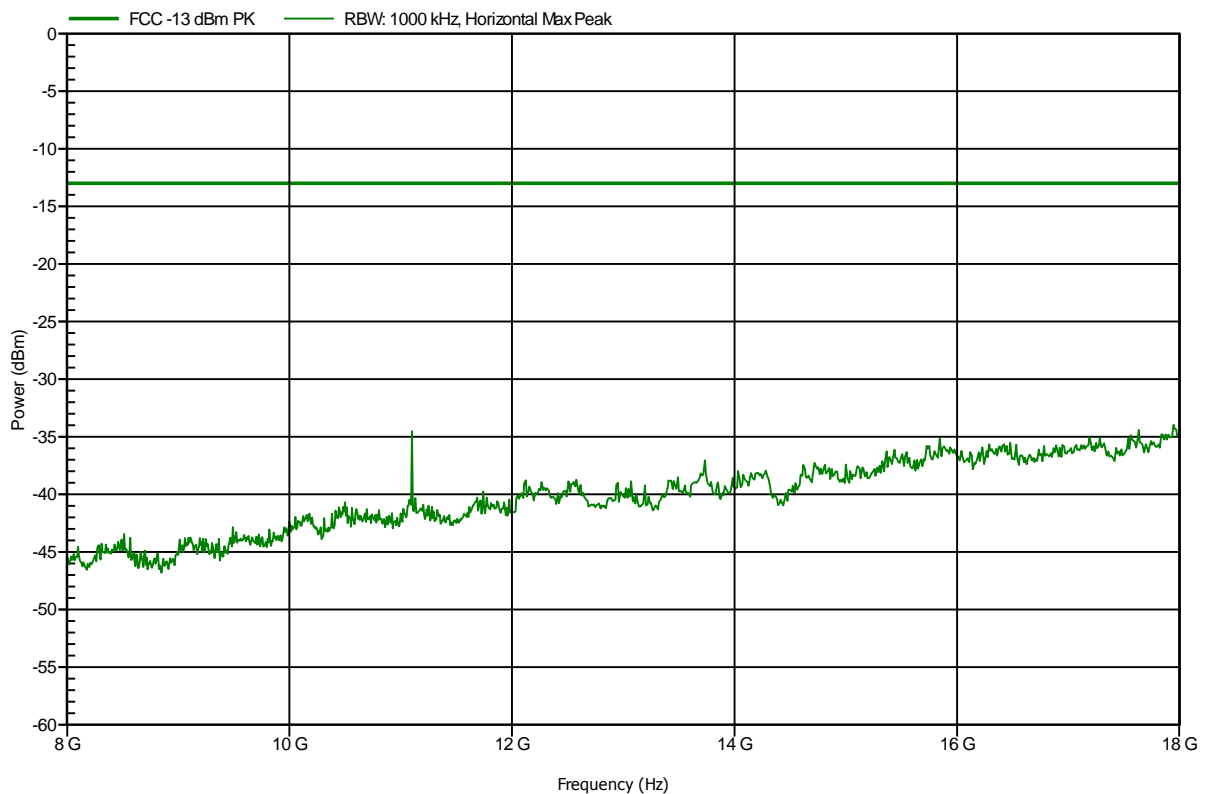


Spurious emissions according to FCC part 24 Subpart E

Project number: G0M-1303-2685

Manufacturer:	eResearch Technology GmbH
EUT Name:	Asthma Monitor AM3
Model:	AM3 GSM
Test Site:	Eurofins Product Service GmbH
Operator:	Mr. Pudell
Test Conditions:	Tnom: 24°C, Vnom: 3.7 V DC (Li-Ion Battery)
Antenna:	Rohde & Schwarz HL 025, Horizontal
Measurement distance:	3 m
Mode:	TX; GPRS 1900; CH: 512; UL 2xSlot; Pmax; Ant: integral
Test Date:	2013-08-05
Note:	EUT horizontal

Index 40

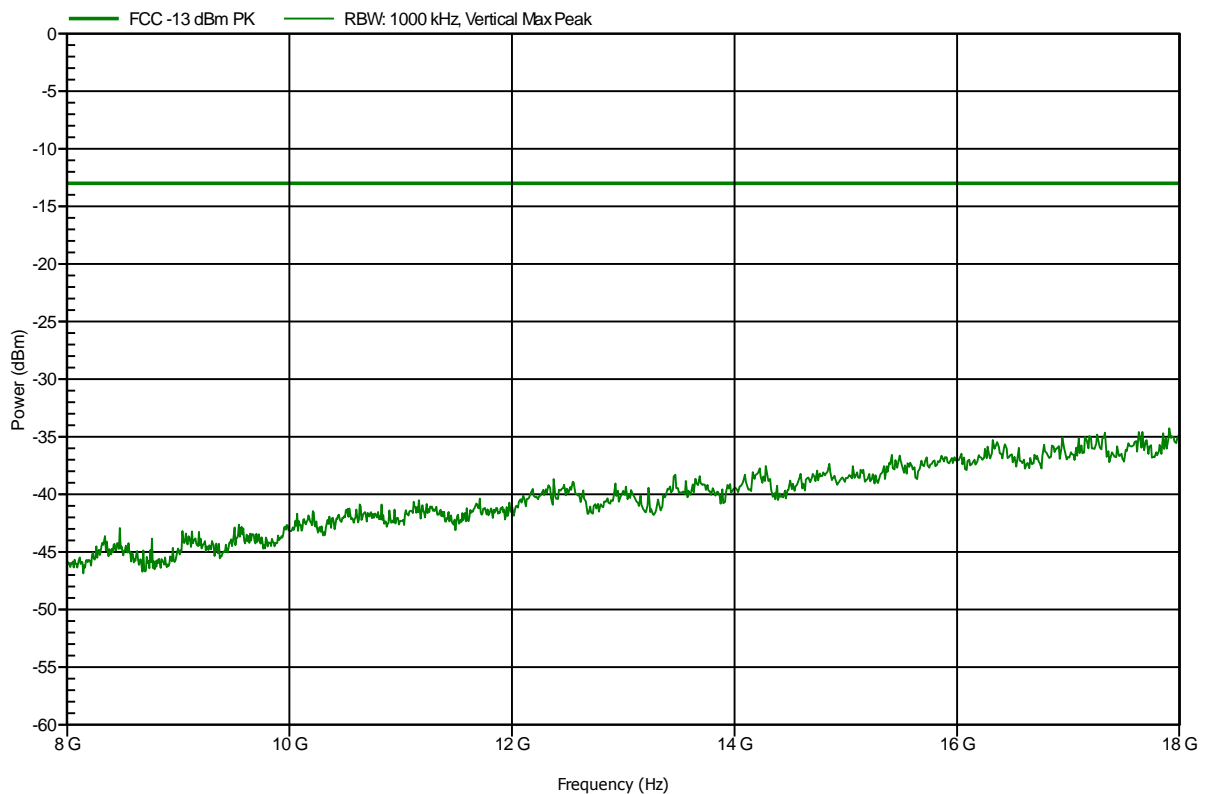


Spurious emissions according to FCC part 24 Subpart E

Project number: G0M-1303-2685

Manufacturer:	eResearch Technology GmbH
EUT Name:	Asthma Monitor AM3
Model:	AM3 GSM
Test Site:	Eurofins Product Service GmbH
Operator:	Mr. Pudell
Test Conditions:	Tnom: 24°C, Vnom: 3.7 V DC (Li-Ion Battery)
Antenna:	Rohde & Schwarz HL 025, Vertical
Measurement distance:	3 m
Mode:	TX; GPRS 1900; CH: 661; UL 2xSlot; Pmax; Ant: integral
Test Date:	2013-08-05
Note:	EUT horizontal

Index 32

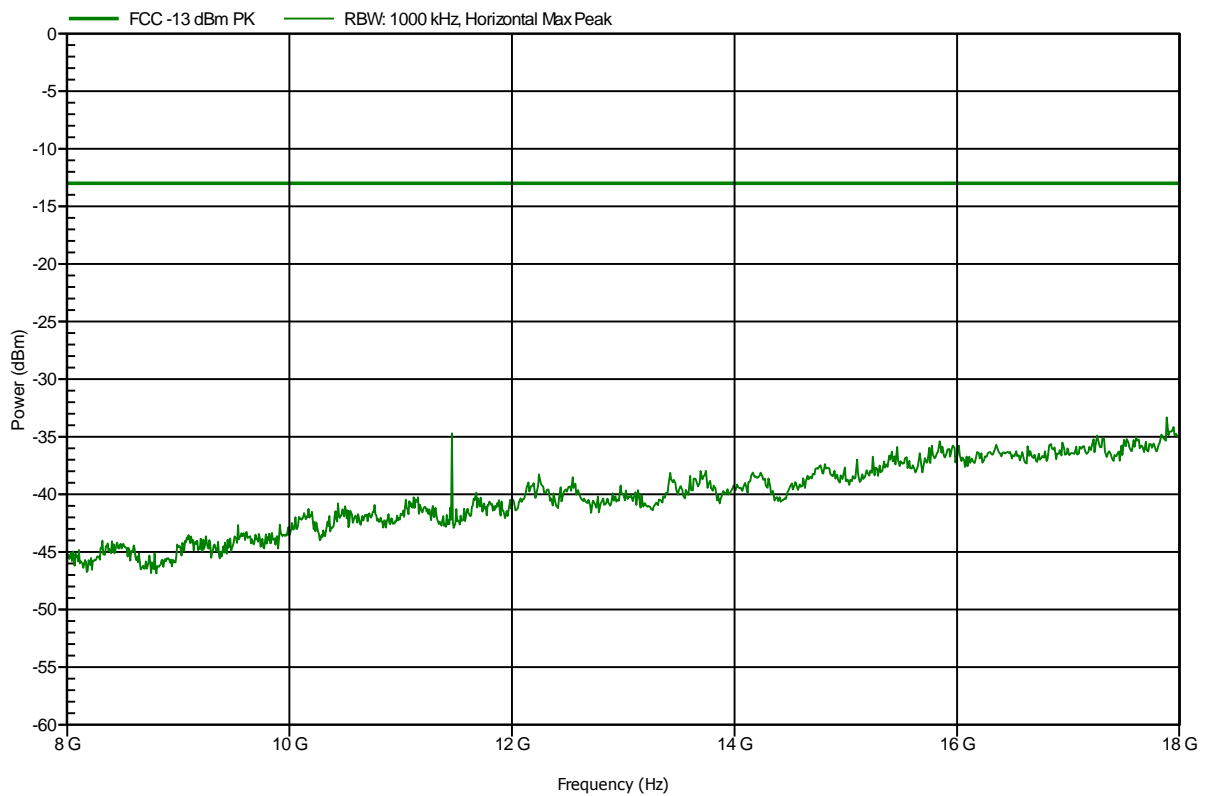


Spurious emissions according to FCC part 24 Subpart E

Project number: G0M-1303-2685

Manufacturer:	eResearch Technology GmbH
EUT Name:	Asthma Monitor AM3
Model:	AM3 GSM
Test Site:	Eurofins Product Service GmbH
Operator:	Mr. Pudell
Test Conditions:	Tnom: 24°C, Vnom: 3.7 V DC (Li-Ion Battery)
Antenna:	Rohde & Schwarz HL 025, Horizontal
Measurement distance:	3 m
Mode:	TX; GPRS 1900; CH: 661; UL 2xSlot; Pmax; Ant: integral
Test Date:	2013-08-05
Note:	EUT horizontal

Index 38

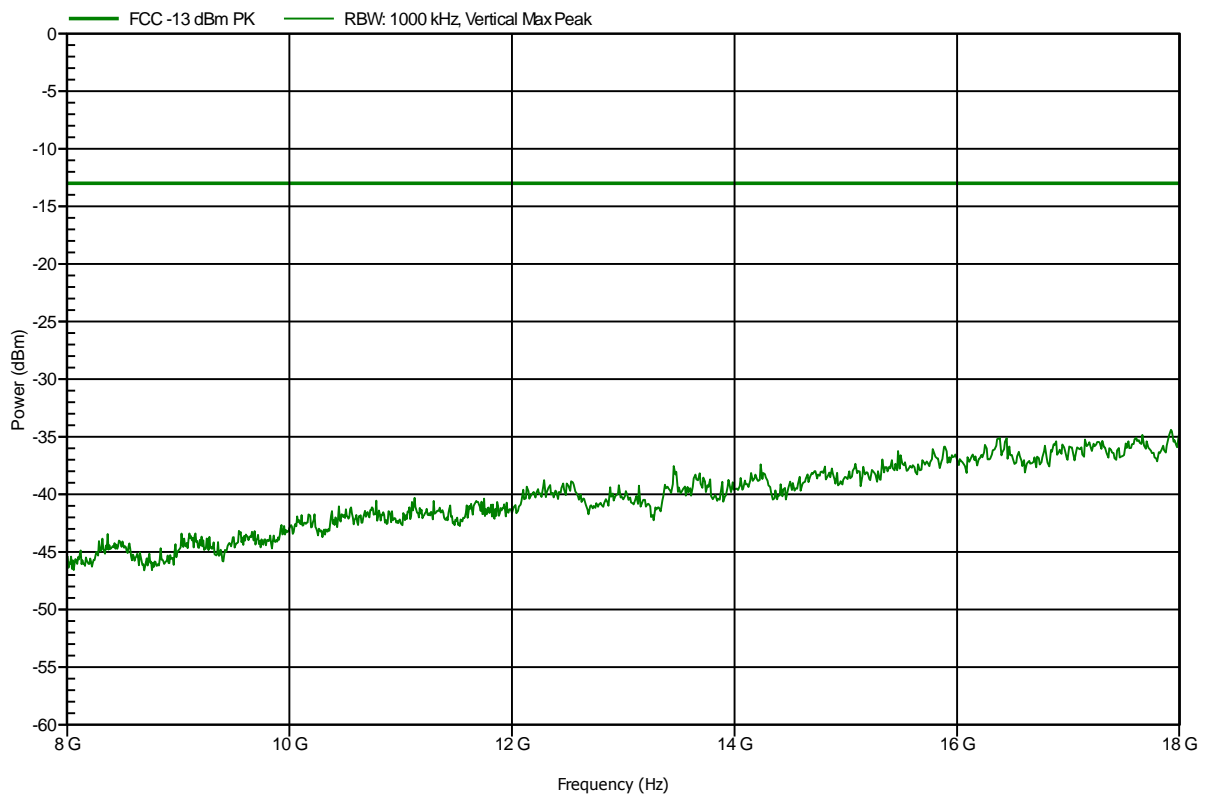


Spurious emissions according to FCC part 24 Subpart E

Project number: G0M-1303-2685

Manufacturer:	eResearch Technology GmbH
EUT Name:	Asthma Monitor AM3
Model:	AM3 GSM
Test Site:	Eurofins Product Service GmbH
Operator:	Mr. Pudell
Test Conditions:	Tnom: 24°C, Vnom: 3.7 V DC (Li-Ion Battery)
Antenna:	Rohde & Schwarz HL 025, Vertical
Measurement distance:	3 m
Mode:	TX; GPRS 1900; CH: 810; UL 2xSlot; Pmax; Ant: integral
Test Date:	2013-08-05
Note:	EUT horizontal

Index 34

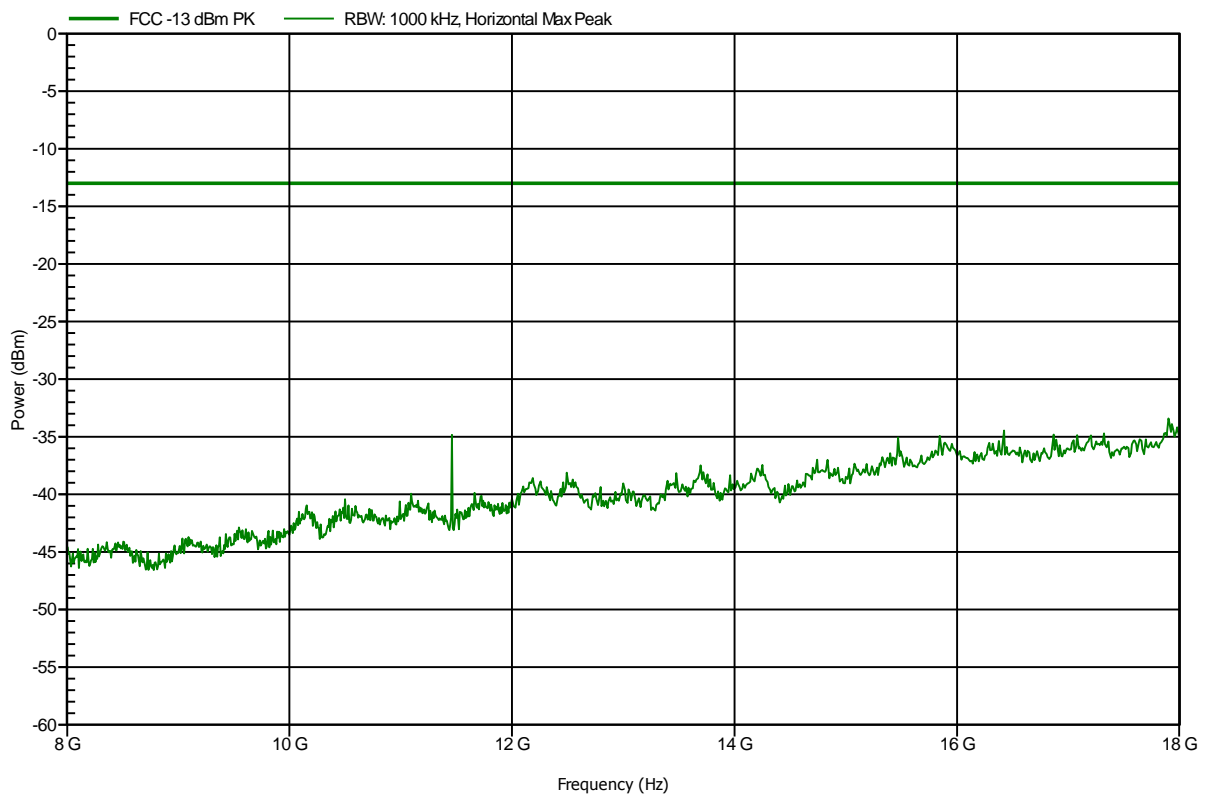


Spurious emissions according to FCC part 24 Subpart E

Project number: G0M-1303-2685

Manufacturer:	eResearch Technology GmbH
EUT Name:	Asthma Monitor AM3
Model:	AM3 GSM
Test Site:	Eurofins Product Service GmbH
Operator:	Mr. Pudell
Test Conditions:	Tnom: 24°C, Vnom: 3.7 V DC (Li-Ion Battery)
Antenna:	Rohde & Schwarz HL 025, Horizontal
Measurement distance:	3 m
Mode:	TX; GPRS 1900; CH: 810; UL 2xSlot; Pmax; Ant: integral
Test Date:	2013-08-05
Note:	EUT horizontal

Index 36

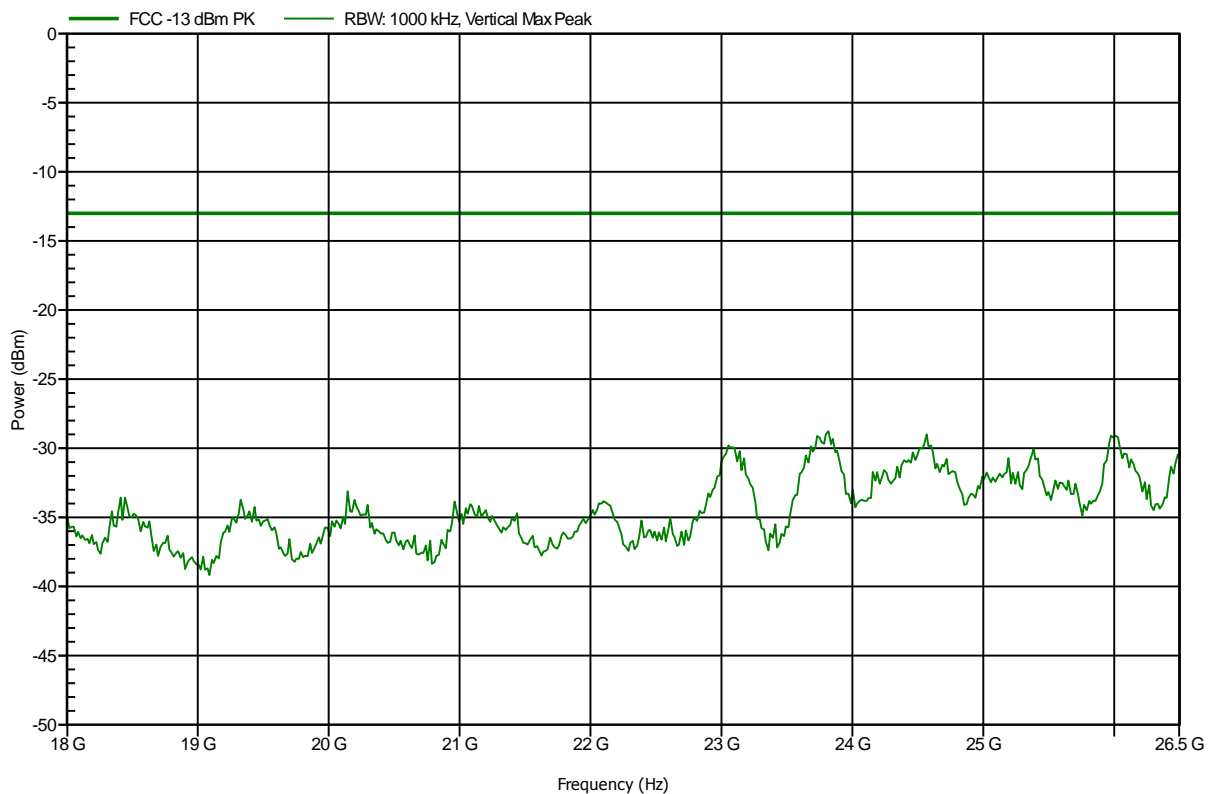


Spurious emissions according to FCC part 24 Subpart E

Project number: G0M-1303-2685

Manufacturer:	eResearch Technology GmbH
EUT Name:	Asthma Monitor AM3
Model:	AM3 GSM
Test Site:	Eurofins Product Service GmbH
Operator:	Mr. Pudell
Test Conditions:	Tnom: 24°C, Vnom: 3.7 V DC (Li-Ion Battery)
Antenna:	Rohde & Schwarz HL 025, Vertical
Measurement distance:	3 m
Mode:	TX; GPRS 1900; CH: 661; UL 2xSlot; Pmax; Ant: integral
Test Date:	2013-08-06
Note:	EUT horizontal; worst case

Index 41

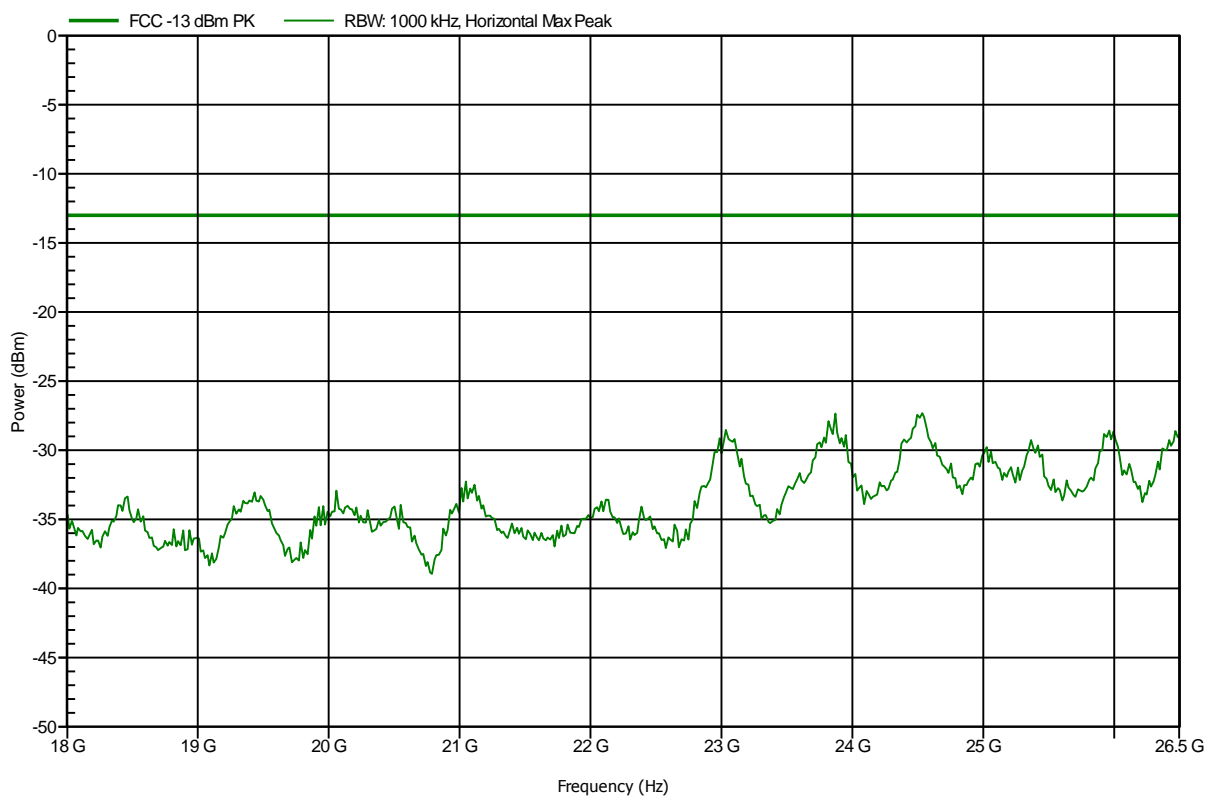


Spurious emissions according to FCC part 24 Subpart E

Project number: G0M-1303-2685

Manufacturer:	eResearch Technology GmbH
EUT Name:	Asthma Monitor AM3
Model:	AM3 GSM
Test Site:	Eurofins Product Service GmbH
Operator:	Mr. Pudell
Test Conditions:	Tnom: 24°C, Vnom: 3.7 V DC (Li-Ion Battery)
Antenna:	Rohde & Schwarz HL 025, Horizontal
Measurement distance:	3 m
Mode:	TX; GPRS 1900; CH: 661; UL 2xSlot; Pmax; Ant: integral
Test Date:	2013-08-06
Note:	EUT horizontal; worst case

Index 42



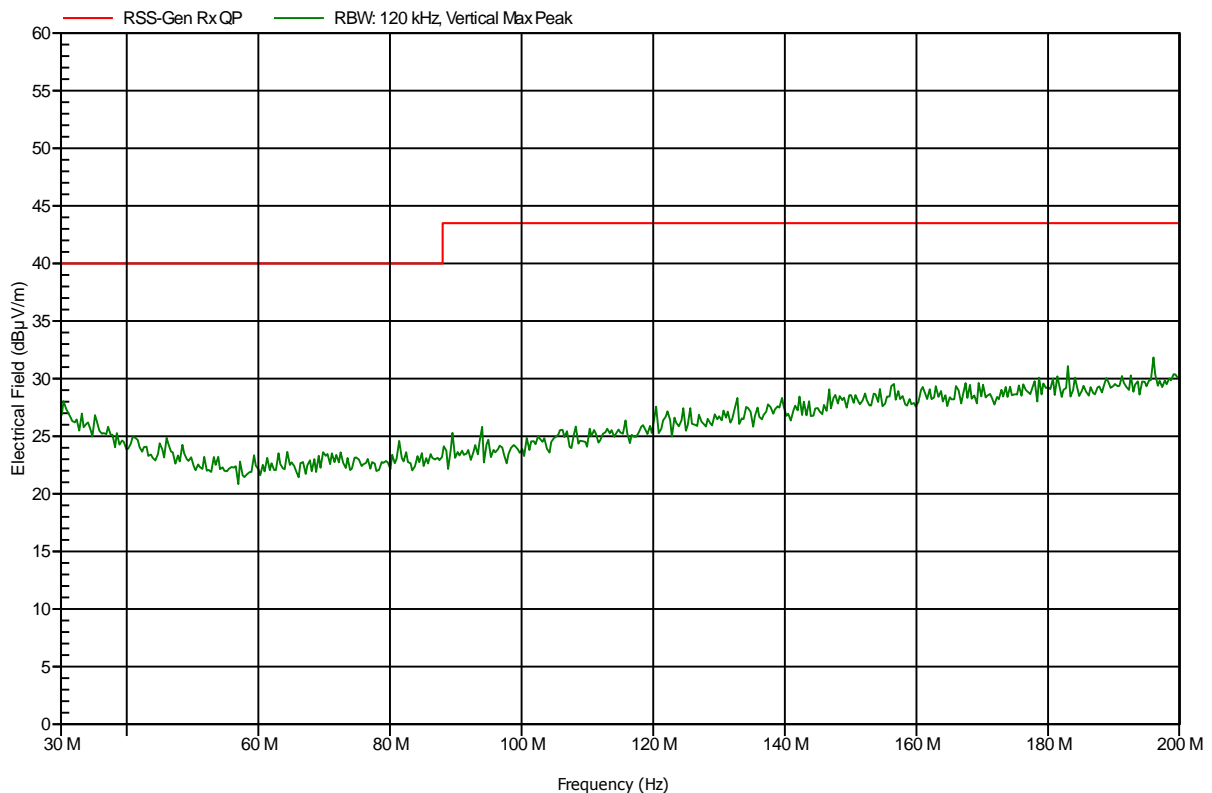
ANNEX B Receiver radiated spurious emissions

Spurious emissions according to IC RSS-132

Project number: G0M-1303-2685

Manufacturer: eResearch Technology GmbH
 EUT Name: Asthma Monitor AM3
 Model: AM3 GSM
 Test Site: Eurofins Product Service GmbH
 Operator: Mr. Pudell
 Test Conditions: Tnom: 24°C, Vnom: 3.7 V DC (Li-Ion Battery)
 Antenna: Rohde & Schwarz HK 116, Vertical
 Measurement distance: 3 m
 Mode: RX; GPRS 850; CH: 188; RX_Idle; Ant: integral
 Test Date: 2013-08-08
 Note: EUT horizontal

Index 18

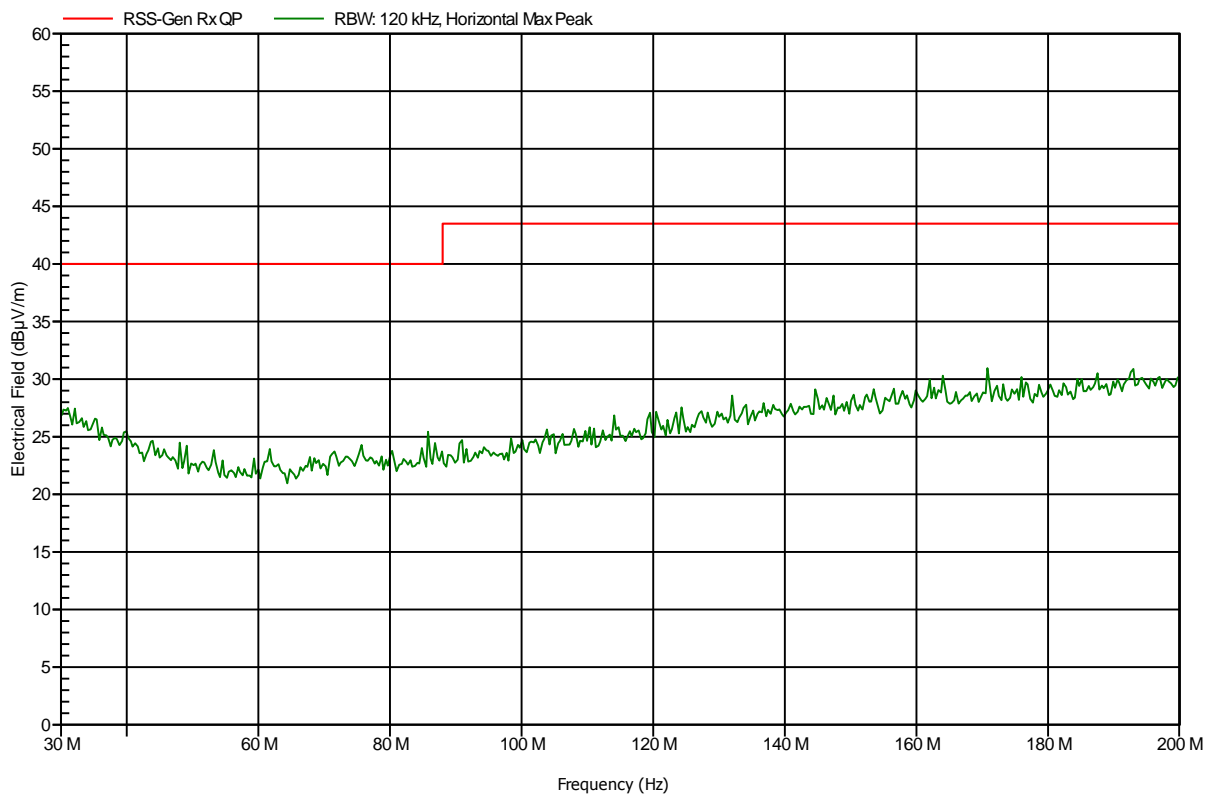


Spurious emissions according to IC RSS-132

Project number: G0M-1303-2685

Manufacturer:	eResearch Technology GmbH
EUT Name:	Asthma Monitor AM3
Model:	AM3 GSM
Test Site:	Eurofins Product Service GmbH
Operator:	Mr. Pudell
Test Conditions:	Tnom: 24°C, Vnom: 3.7 V DC (Li-Ion Battery)
Antenna:	Rohde & Schwarz HK 116, Horizontal
Measurement distance:	3 m
Mode:	RX; GPRS 850; CH: 188; RX_Idle; Ant: integral
Test Date:	2013-08-08
Note:	EUT horizontal

Index 19

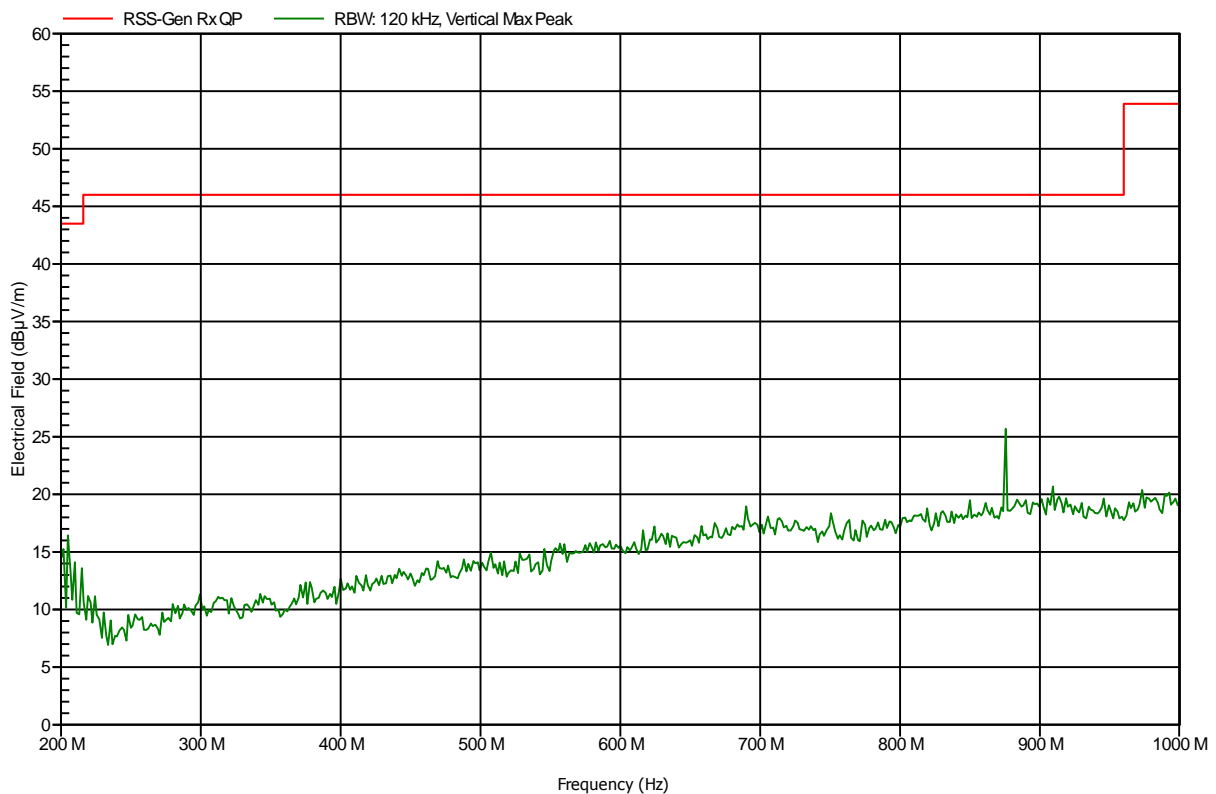


Spurious emissions according to IC RSS-132

Project number: G0M-1303-2685

Manufacturer:	eResearch Technology GmbH
EUT Name:	Asthma Monitor AM3
Model:	AM3 GSM
Test Site:	Eurofins Product Service GmbH
Operator:	Mr. Pudell
Test Conditions:	Tnom: 24°C, Vnom: 3.7 V DC (Li-Ion Battery)
Antenna:	Rohde & Schwarz HL 223, Vertical
Measurement distance:	3 m
Mode:	RX; GPRS 850; CH: 188; RX_Idle; Ant: integral
Test Date:	2013-08-08
Note:	EUT horizontal

Index 15

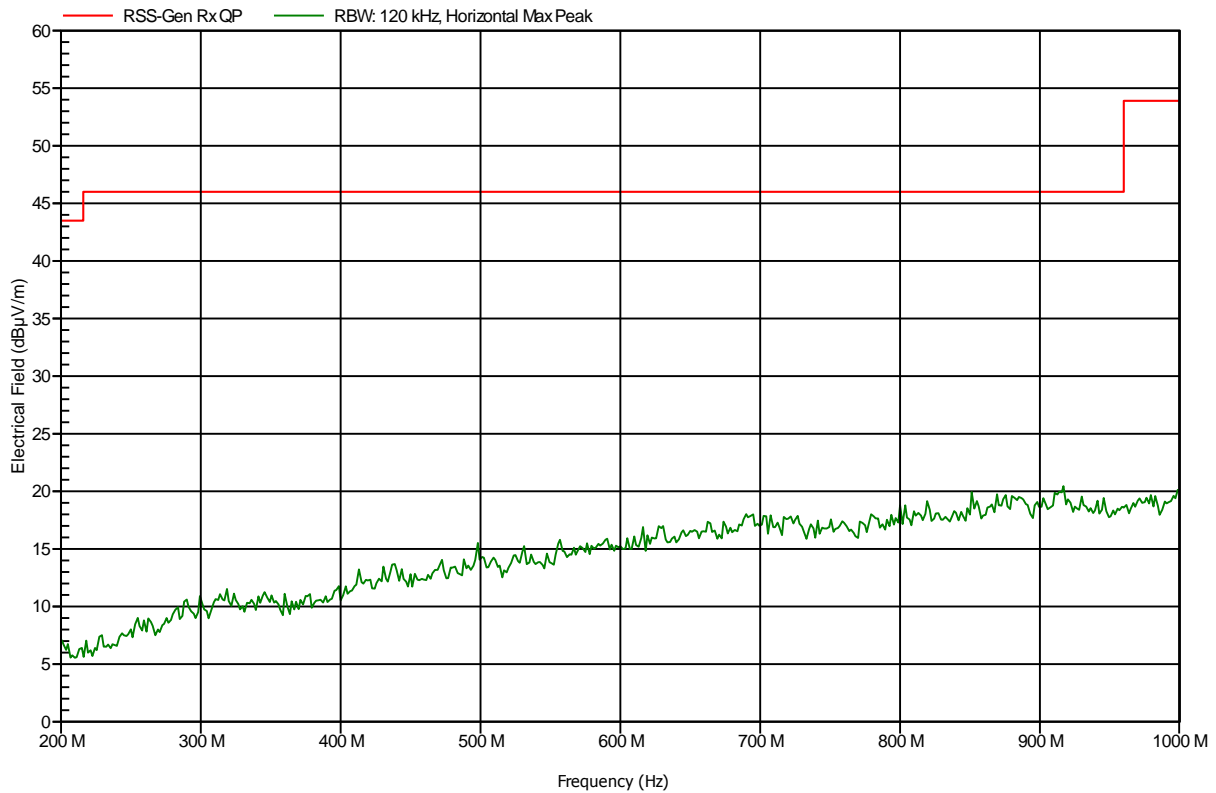


Spurious emissions according to IC RSS-132

Project number: G0M-1303-2685

Manufacturer:	eResearch Technology GmbH
EUT Name:	Asthma Monitor AM3
Model:	AM3 GSM
Test Site:	Eurofins Product Service GmbH
Operator:	Mr. Pudell
Test Conditions:	Tnom: 24°C, Vnom: 3.7 V DC (Li-Ion Battery)
Antenna:	Rohde & Schwarz HL 223, Horizontal
Measurement distance:	3 m
Mode:	RX; GPRS 850; CH: 188; RX_Idle; Ant: integral
Test Date:	2013-08-08
Note:	EUT horizontal

Index 16

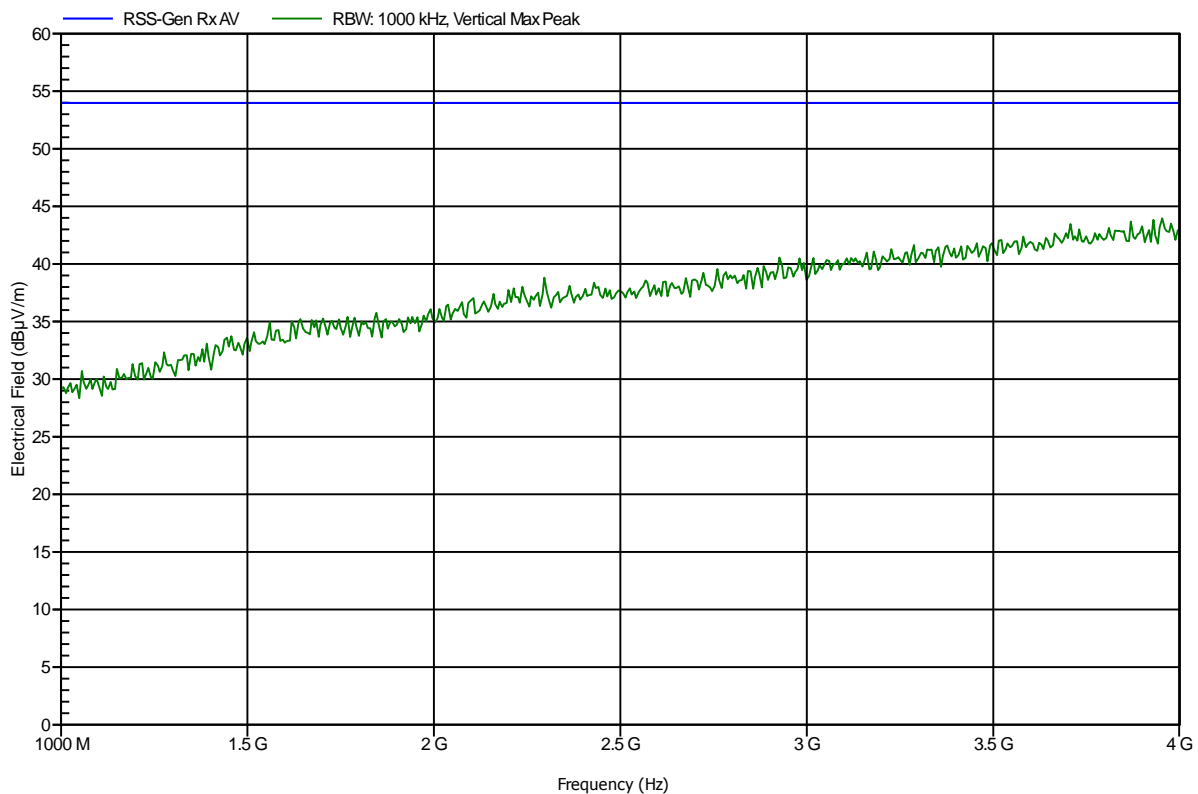


Spurious emissions according to IC RSS-132

Project number: G0M-1303-2685

Manufacturer:	eResearch Technology GmbH
EUT Name:	Asthma Monitor AM3
Model:	AM3 GSM
Test Site:	Eurofins Product Service GmbH
Operator:	Mr. Pudell
Test Conditions:	Tnom: 24°C, Vnom: 3.7 V DC (Li-Ion Battery)
Antenna:	Rohde & Schwarz HL 025, Vertical
Measurement distance:	3 m
Mode:	RX; GPRS 850; CH: 188; RX_Idle; Ant: integral
Test Date:	2013-08-05
Note:	EUT horizontal

Index 9

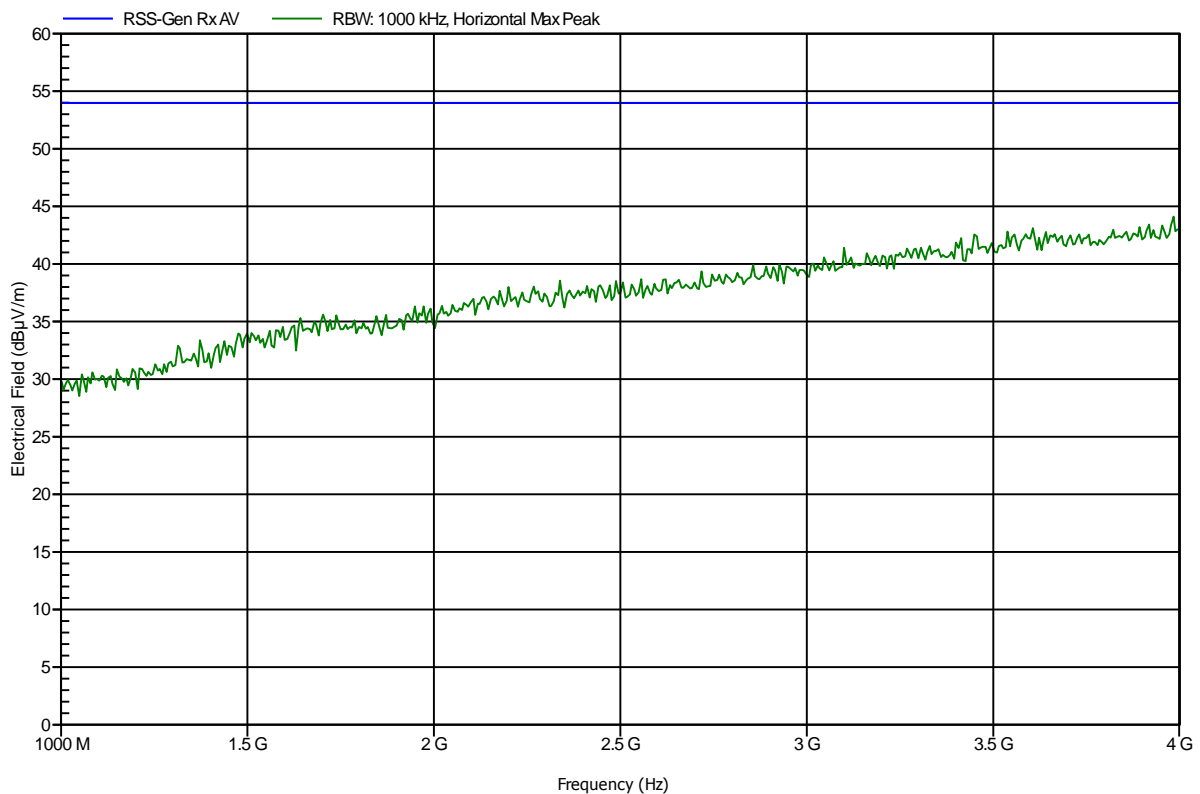


Spurious emissions according to IC RSS-132

Project number: G0M-1303-2685

Manufacturer:	eResearch Technology GmbH
EUT Name:	Asthma Monitor AM3
Model:	AM3 GSM
Test Site:	Eurofins Product Service GmbH
Operator:	Mr. Pudell
Test Conditions:	Tnom: 24°C, Vnom: 3.7 V DC (Li-Ion Battery)
Antenna:	Rohde & Schwarz HL 025, Horizontal
Measurement distance:	3 m
Mode:	RX; GPRS 850; CH: 188; RX_Idle; Ant: integral
Test Date:	2013-08-05
Note:	EUT horizontal

Index 12

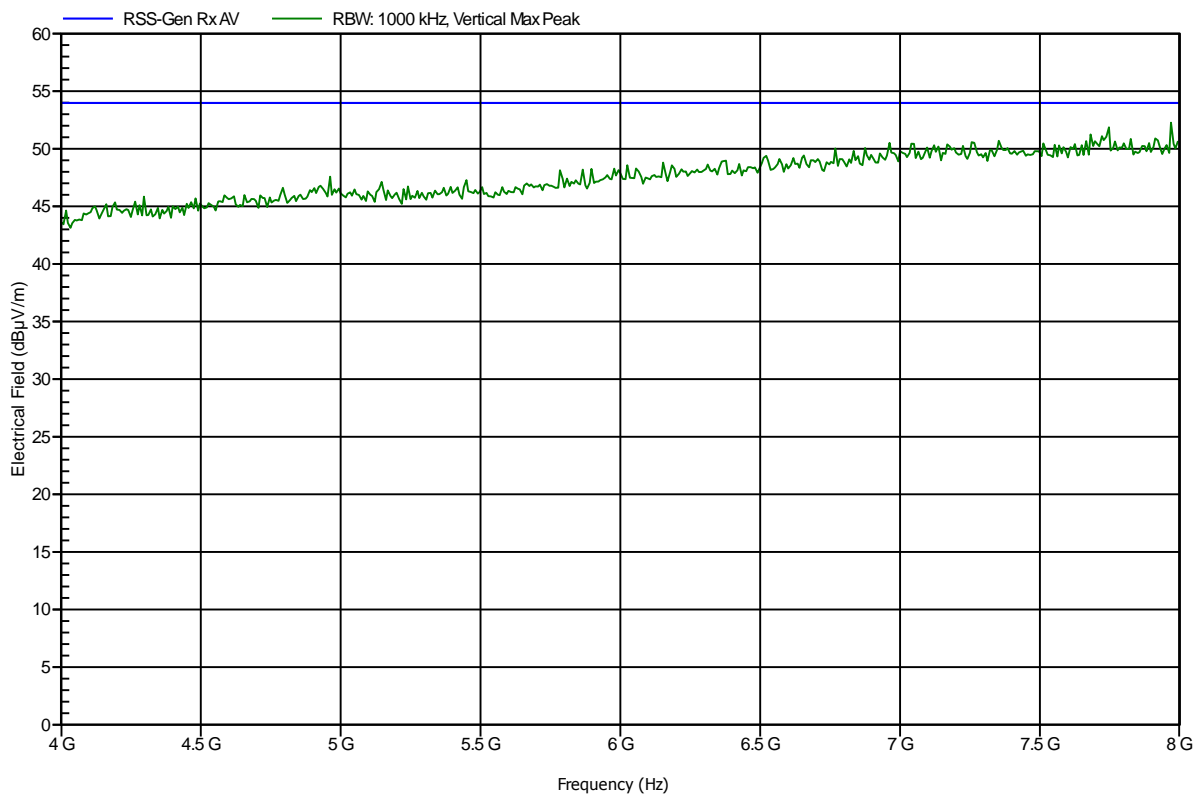


Spurious emissions according to IC RSS-132

Project number: G0M-1303-2685

Manufacturer:	eResearch Technology GmbH
EUT Name:	Asthma Monitor AM3
Model:	AM3 GSM
Test Site:	Eurofins Product Service GmbH
Operator:	Mr. Pudell
Test Conditions:	Tnom: 24°C, Vnom: 3.7 V DC (Li-Ion Battery)
Antenna:	Rohde & Schwarz HL 025, Vertical
Measurement distance:	3 m
Mode:	RX; GPRS 850; CH: 188; RX_Idle; Ant: integral
Test Date:	2013-08-05
Note:	EUT horizontal

Index 10

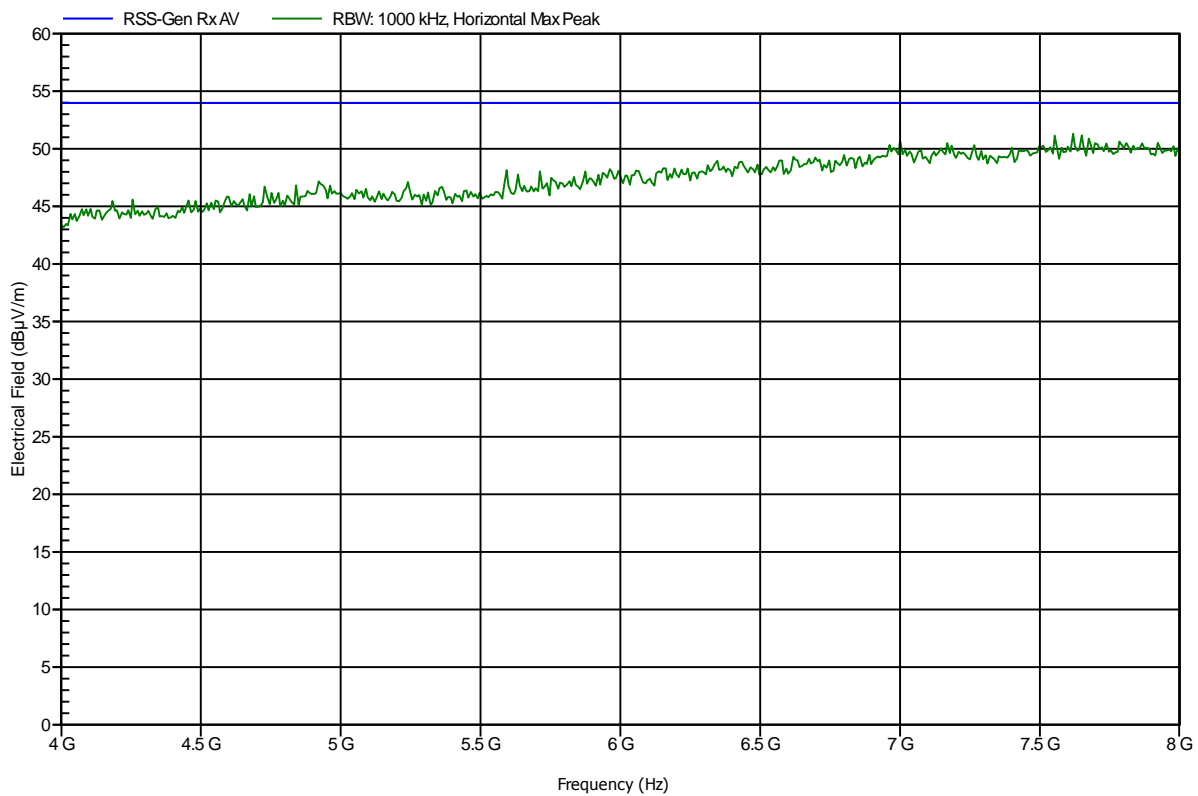


Spurious emissions according to IC RSS-132

Project number: G0M-1303-2685

Manufacturer:	eResearch Technology GmbH
EUT Name:	Asthma Monitor AM3
Model:	AM3 GSM
Test Site:	Eurofins Product Service GmbH
Operator:	Mr. Pudell
Test Conditions:	Tnom: 24°C, Vnom: 3.7 V DC (Li-Ion Battery)
Antenna:	Rohde & Schwarz HL 025, Horizontal
Measurement distance:	3 m
Mode:	RX; GPRS 850; CH: 188; RX_Idle; Ant: integral
Test Date:	2013-08-05
Note:	EUT horizontal

Index 13

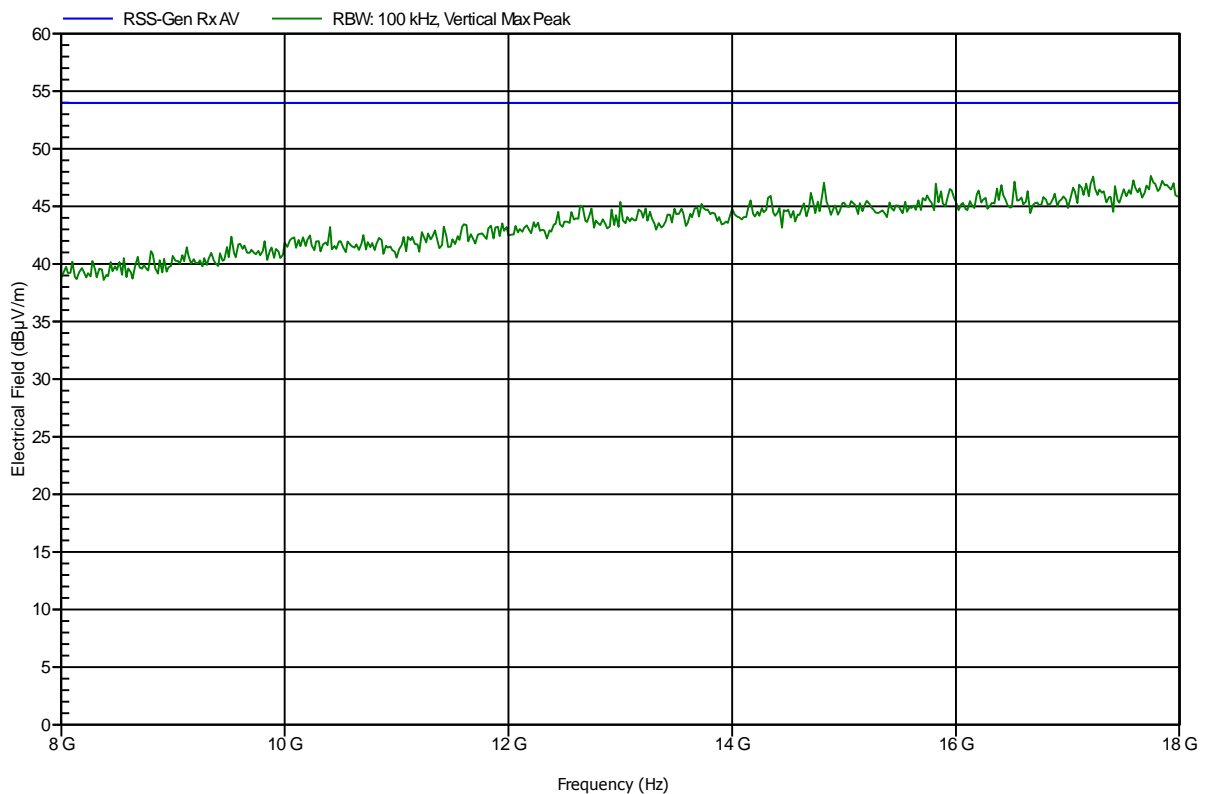


Spurious emissions according to IC RSS-132

Project number: G0M-1303-2685

Manufacturer:	eResearch Technology GmbH
EUT Name:	Asthma Monitor AM3
Model:	AM3 GSM
Test Site:	Eurofins Product Service GmbH
Operator:	Mr. Pudell
Test Conditions:	Tnom: 24°C, Vnom: 3.7 V DC (Li-Ion Battery)
Antenna:	Rohde & Schwarz HL 025, Vertical
Measurement distance:	3 m
Mode:	RX; GPRS 850; CH: 188; RX_Idle; Ant: integral
Test Date:	2013-08-05
Note:	EUT horizontal

Index 11

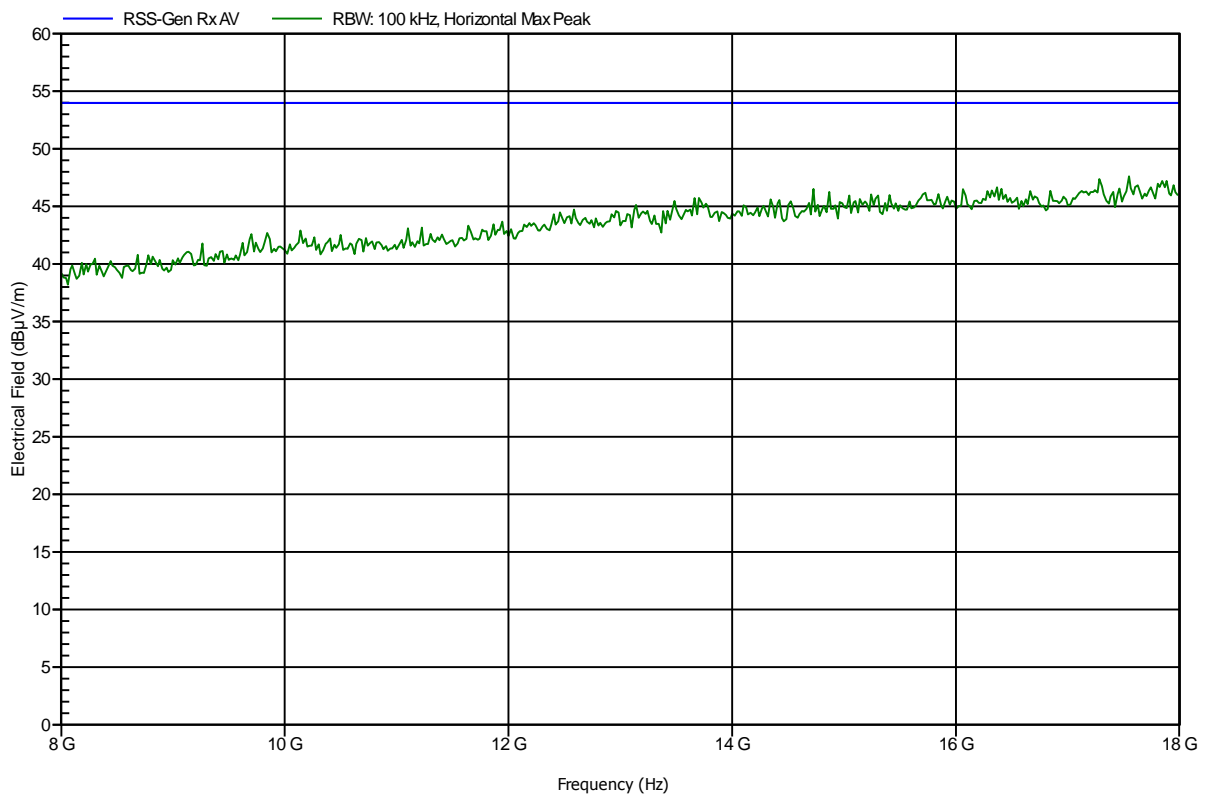


Spurious emissions according to IC RSS-132

Project number: G0M-1303-2685

Manufacturer: eResearch Technology GmbH
 EUT Name: Asthma Monitor AM3
 Model: AM3 GSM
 Test Site: Eurofins Product Service GmbH
 Operator: Mr. Pudell
 Test Conditions: Tnom: 24°C, Vnom: 3.7 V DC (Li-Ion Battery)
 Antenna: Rohde & Schwarz HL 025, Horizontal
 Measurement distance: 3 m
 Mode: RX; GPRS 850; CH: 188; RX_Idle; Ant: integral
 Test Date: 2013-08-05
 Note: EUT horizontal

Index 14

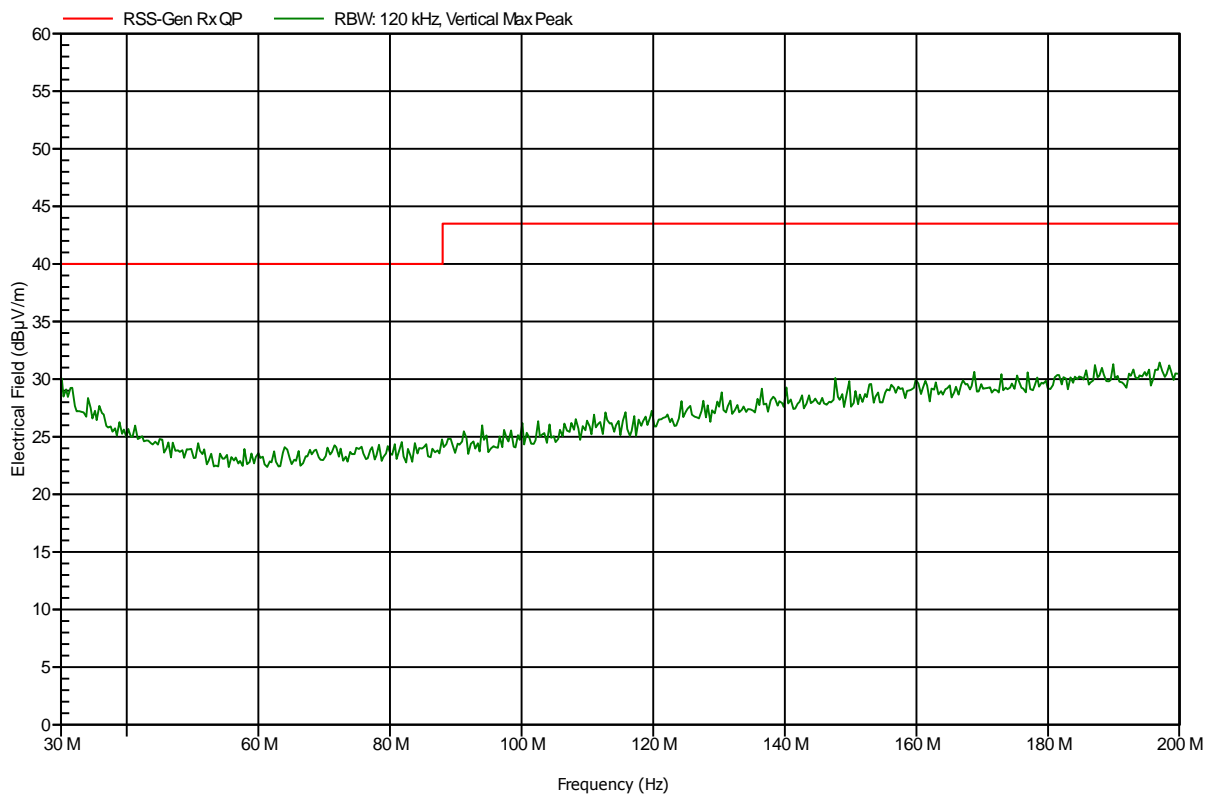


Spurious emissions according to IC RSS-133

Project number: G0M-1303-2685

Manufacturer:	eResearch Technology GmbH
EUT Name:	Asthma Monitor AM3
Model:	AM3 GSM
Test Site:	Eurofins Product Service GmbH
Operator:	Mr. Pudell
Test Conditions:	Tnom: 24°C, Vnom: 3.7 V DC (Li-Ion Battery)
Antenna:	Rohde & Schwarz HK 116, Vertical
Measurement distance:	3 m
Mode:	RX; GPRS 1900; CH: 661; RX_Idle; Ant: integral
Test Date:	2013-08-08
Note:	EUT horizontal

Index 24

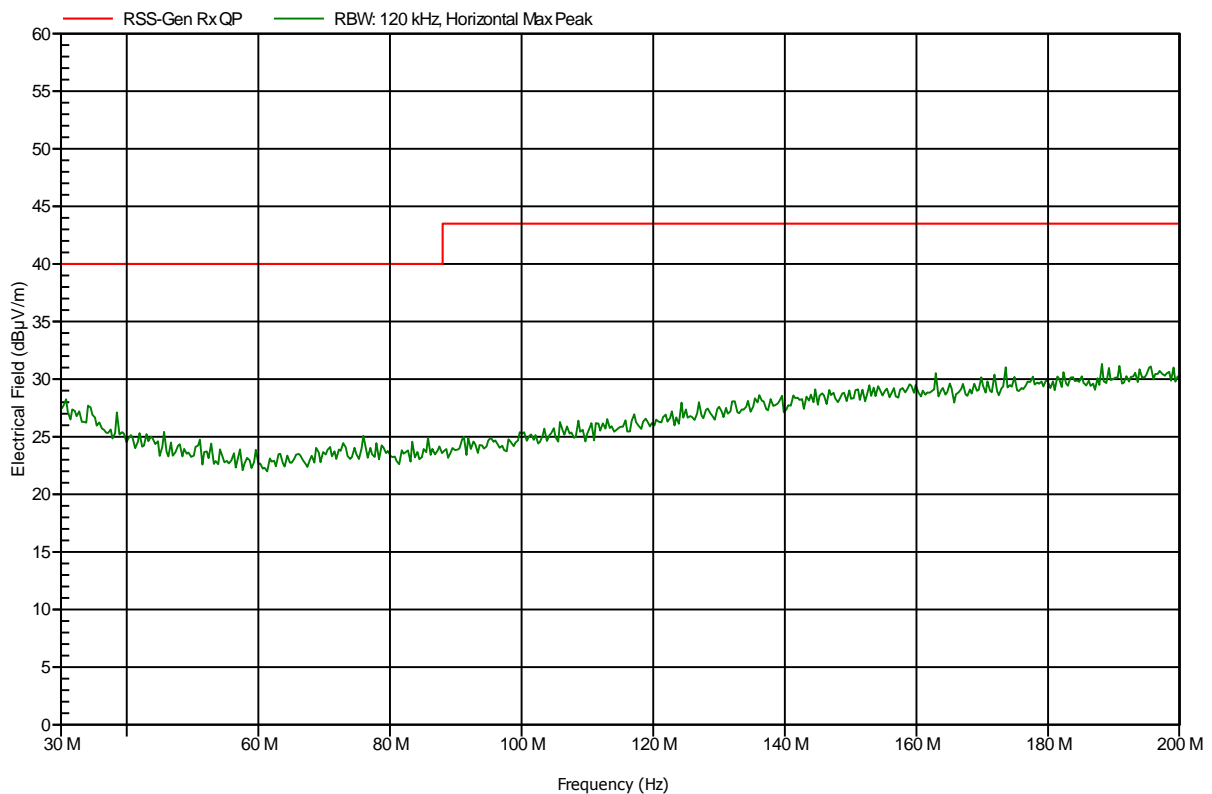


Spurious emissions according to IC RSS-133

Project number: G0M-1303-2685

Manufacturer:	eResearch Technology GmbH
EUT Name:	Asthma Monitor AM3
Model:	AM3 GSM
Test Site:	Eurofins Product Service GmbH
Operator:	Mr. Pudell
Test Conditions:	Tnom: 24°C, Vnom: 3.7 V DC (Li-Ion Battery)
Antenna:	Rohde & Schwarz HK 116, Horizontal
Measurement distance:	3 m
Mode:	RX; GPRS 1900; CH: 661; RX_Idle; Ant: integral
Test Date:	2013-08-08
Note:	EUT horizontal

Index 25

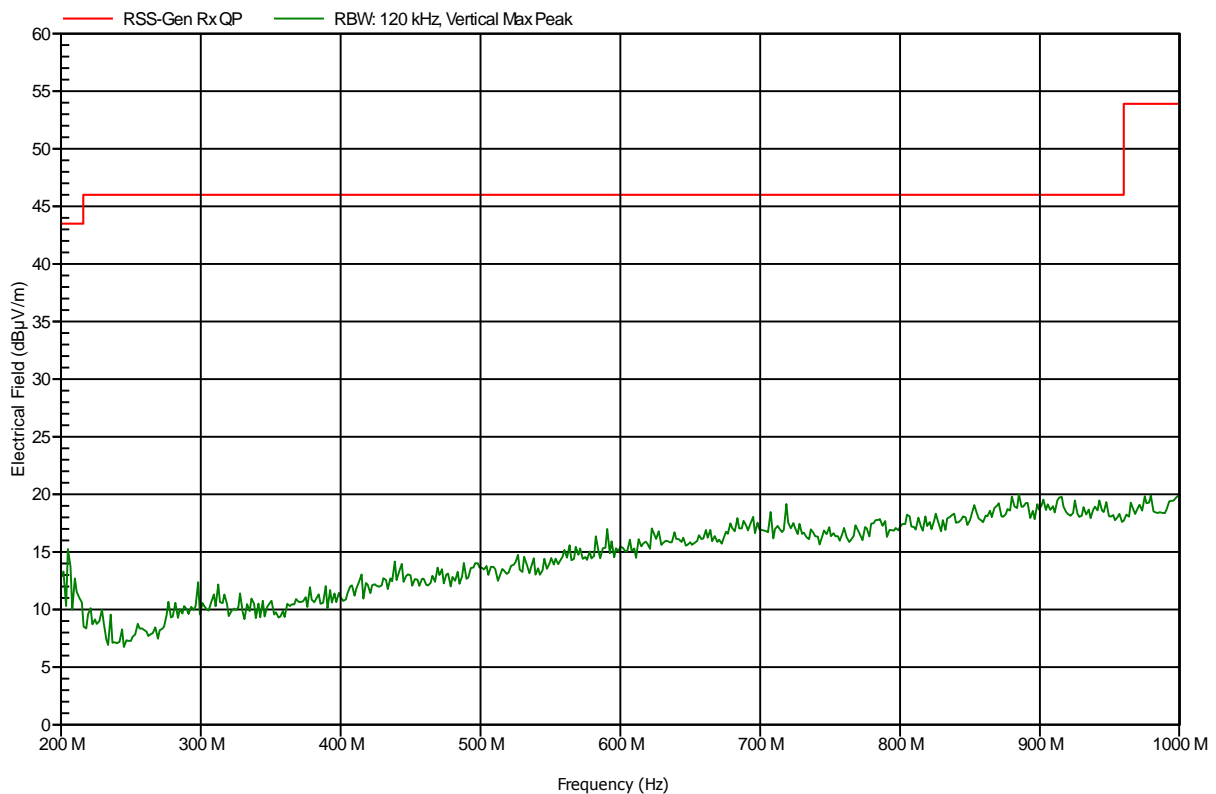


Spurious emissions according to IC RSS-133

Project number: G0M-1303-2685

Manufacturer:	eResearch Technology GmbH
EUT Name:	Asthma Monitor AM3
Model:	AM3 GSM
Test Site:	Eurofins Product Service GmbH
Operator:	Mr. Pudell
Test Conditions:	Tnom: 24°C, Vnom: 3.7 V DC (Li-Ion Battery)
Antenna:	Rohde & Schwarz HL 223, Vertical
Measurement distance:	3 m
Mode:	RX; GPRS 1900; CH: 661; RX_Idle; Ant: integral
Test Date:	2013-08-08
Note:	EUT horizontal

Index 23

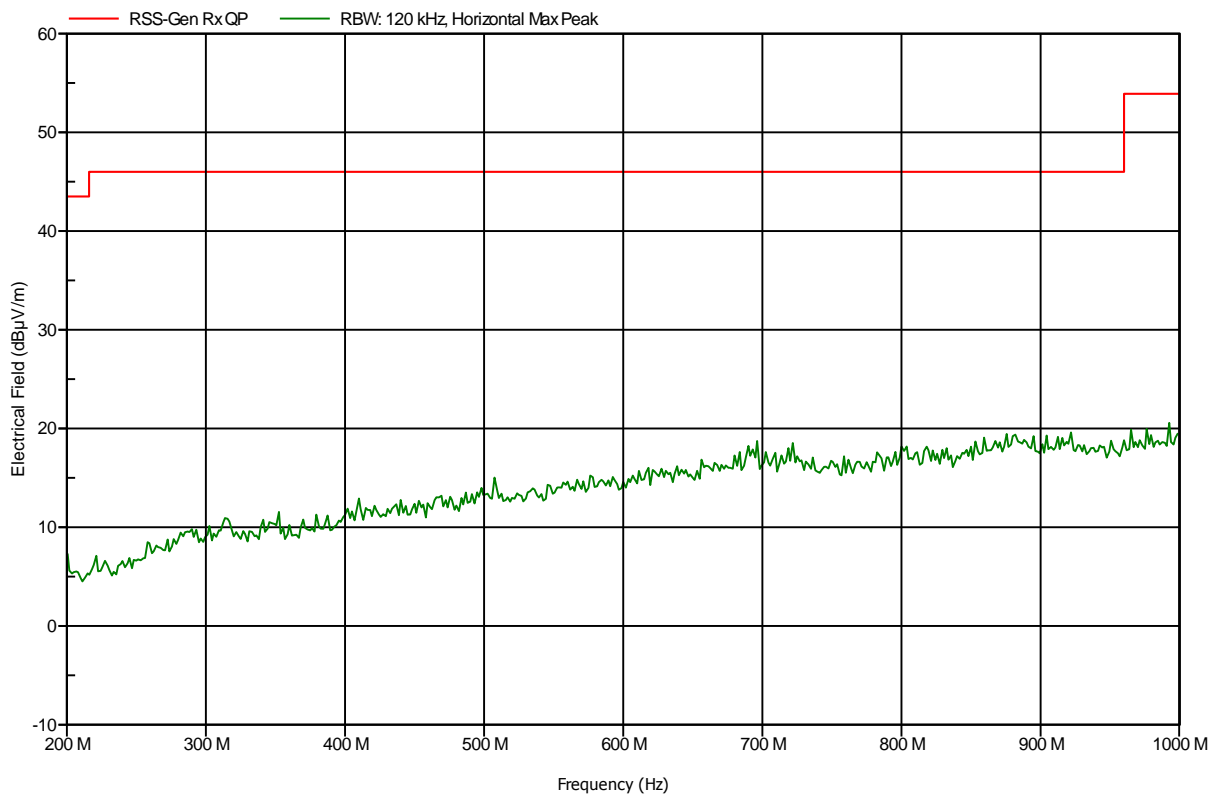


Spurious emissions according to IC RSS-133

Project number: G0M-1303-2685

Manufacturer:	eResearch Technology GmbH
EUT Name:	Asthma Monitor AM3
Model:	AM3 GSM
Test Site:	Eurofins Product Service GmbH
Operator:	Mr. Pudell
Test Conditions:	Tnom: 24°C, Vnom: 3.7 V DC (Li-Ion Battery)
Antenna:	Rohde & Schwarz HL 223, Horizontal
Measurement distance:	3 m
Mode:	RX; GPRS 1900; CH: 661; RX_Idle; Ant: integral
Test Date:	2013-08-08
Note:	EUT horizontal

Index 22

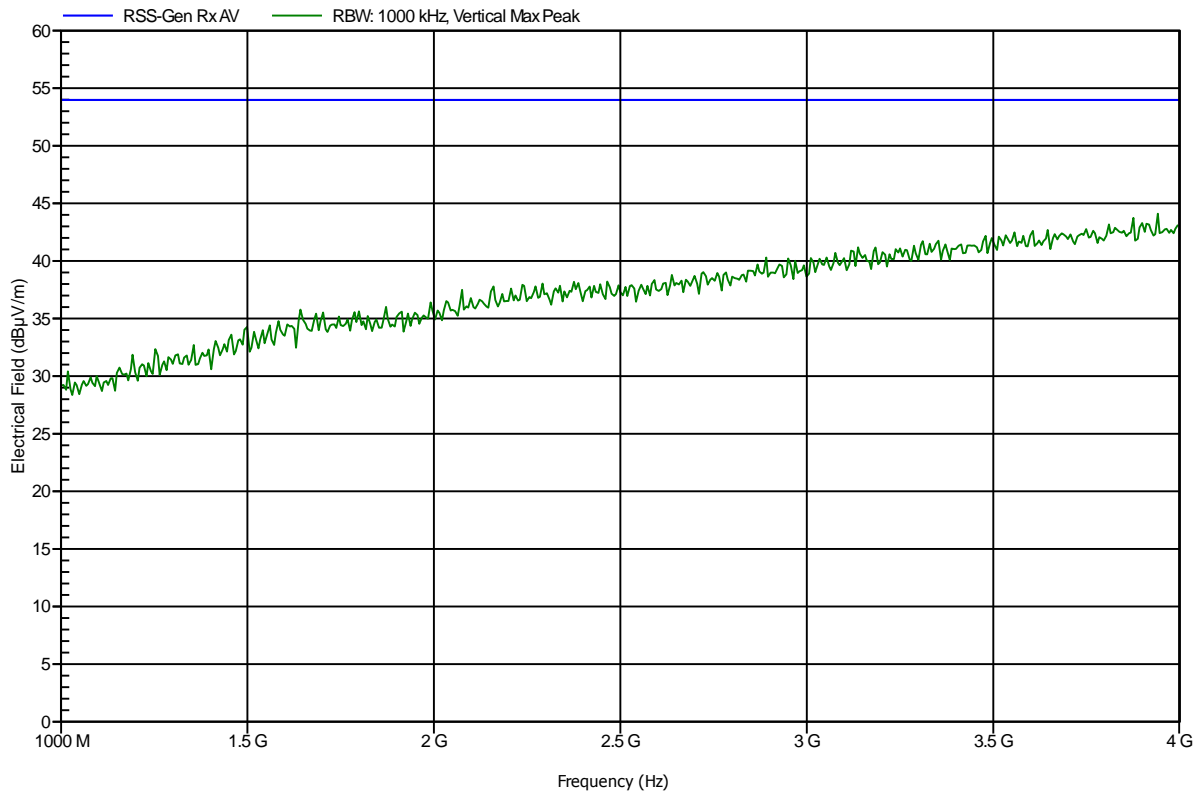


Spurious emissions according to IC RSS-133

Project number: G0M-1303-2685

Manufacturer:	eResearch Technology GmbH
EUT Name:	Asthma Monitor AM3
Model:	AM3 GSM
Test Site:	Eurofins Product Service GmbH
Operator:	Mr. Pudell
Test Conditions:	Tnom: 24°C, Vnom: 3.7 V DC (Li-Ion Battery)
Antenna:	Rohde & Schwarz HL 025, Vertical
Measurement distance:	3 m
Mode:	RX; GPRS 1900; CH: 661; RX_Idle; Ant: integral
Test Date:	2013-08-05
Note:	EUT horizontal

Index 19

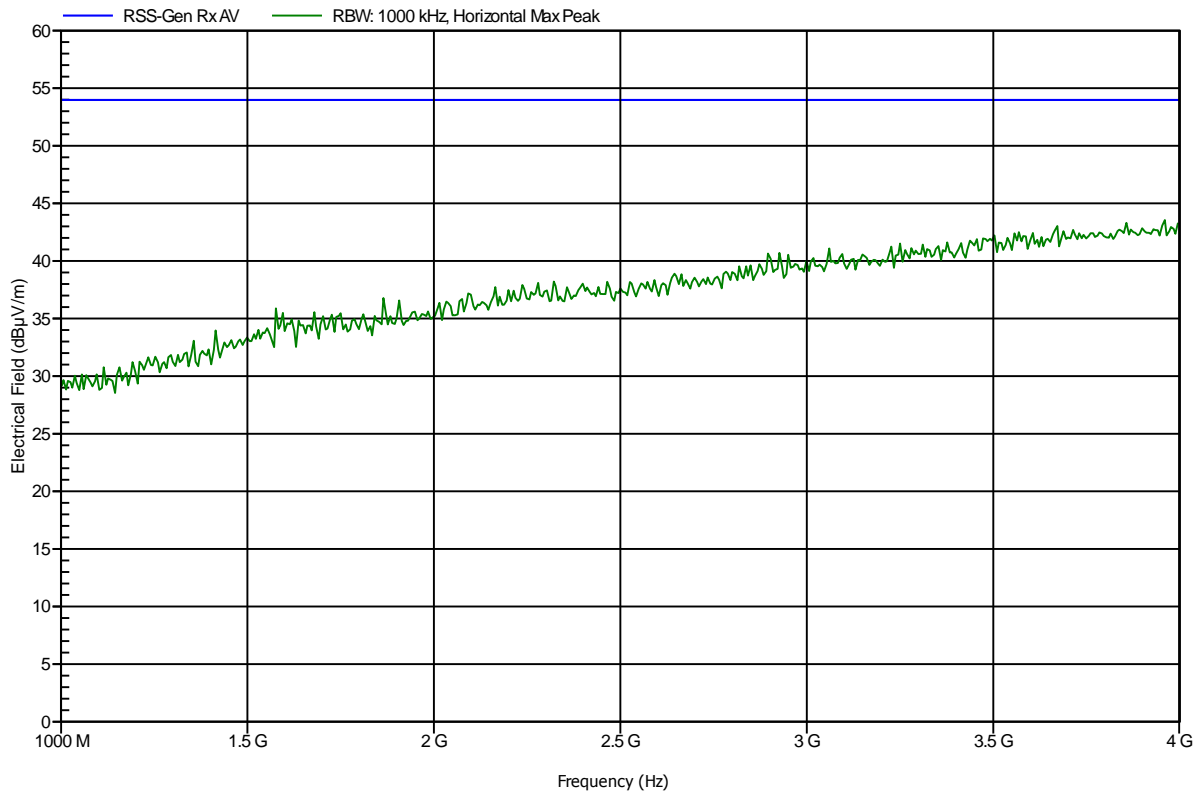


Spurious emissions according to IC RSS-133

Project number: G0M-1303-2685

Manufacturer:	eResearch Technology GmbH
EUT Name:	Asthma Monitor AM3
Model:	AM3 GSM
Test Site:	Eurofins Product Service GmbH
Operator:	Mr. Pudell
Test Conditions:	Tnom: 24°C, Vnom: 3.7 V DC (Li-Ion Battery)
Antenna:	Rohde & Schwarz HL 025, Horizontal
Measurement distance:	3 m
Mode:	RX; GPRS 1900; CH: 661; RX_Idle; Ant: integral
Test Date:	2013-08-05
Note:	EUT horizontal

Index 16

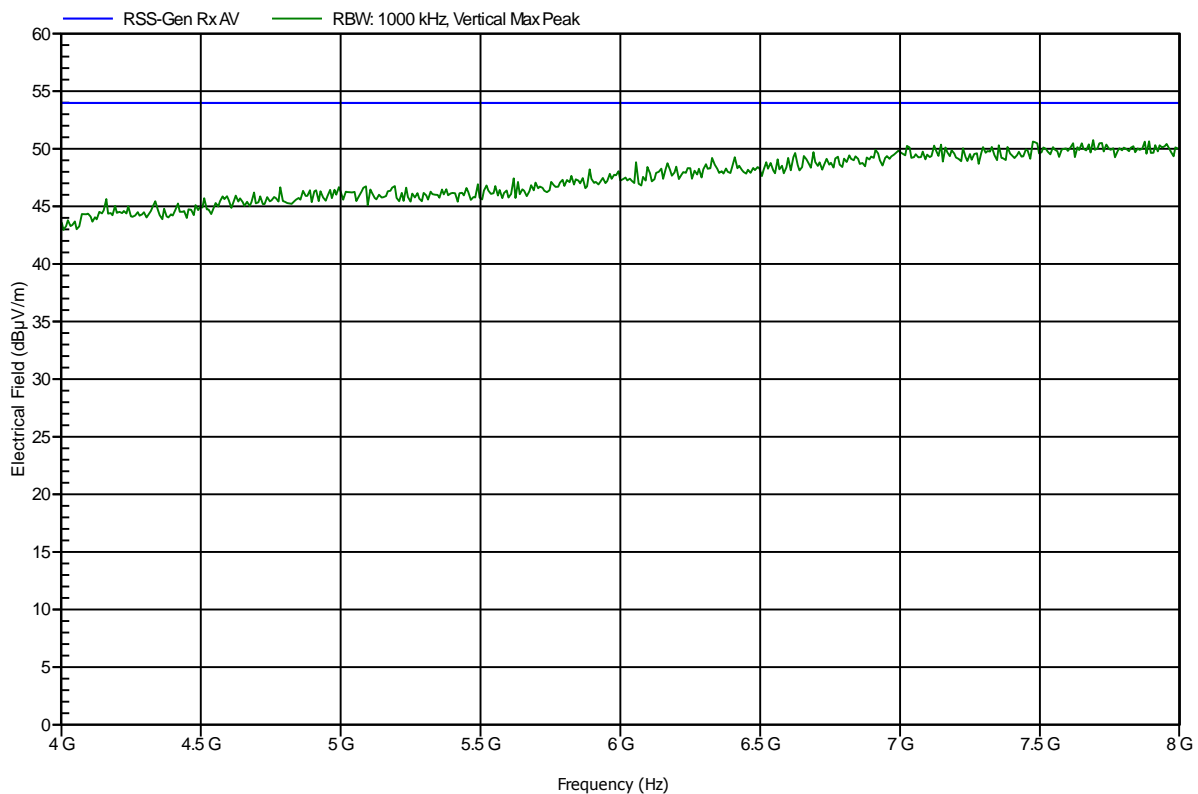


Spurious emissions according to IC RSS-133

Project number: G0M-1303-2685

Manufacturer:	eResearch Technology GmbH
EUT Name:	Asthma Monitor AM3
Model:	AM3 GSM
Test Site:	Eurofins Product Service GmbH
Operator:	Mr. Pudell
Test Conditions:	Tnom: 24°C, Vnom: 3.7 V DC (Li-Ion Battery)
Antenna:	Rohde & Schwarz HL 025, Vertical
Measurement distance:	3 m
Mode:	RX; GPRS 1900; CH: 661; RX_Idle; Ant: integral
Test Date:	2013-08-05
Note:	EUT horizontal

Index 20

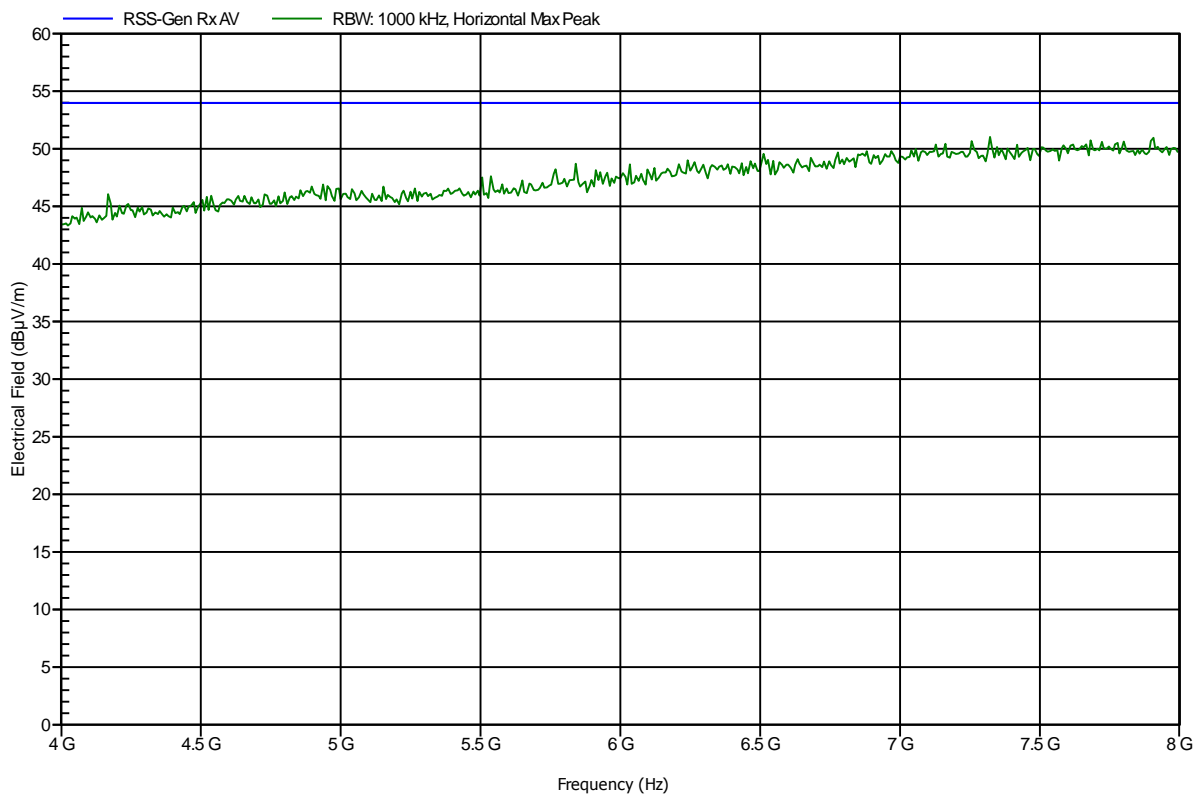


Spurious emissions according to IC RSS-133

Project number: G0M-1303-2685

Manufacturer:	eResearch Technology GmbH
EUT Name:	Asthma Monitor AM3
Model:	AM3 GSM
Test Site:	Eurofins Product Service GmbH
Operator:	Mr. Pudell
Test Conditions:	Tnom: 24°C, Vnom: 3.7 V DC (Li-Ion Battery)
Antenna:	Rohde & Schwarz HL 025, Horizontal
Measurement distance:	3 m
Mode:	RX; GPRS 1900; CH: 661; RX_Idle; Ant: integral
Test Date:	2013-08-05
Note:	EUT horizontal

Index 17

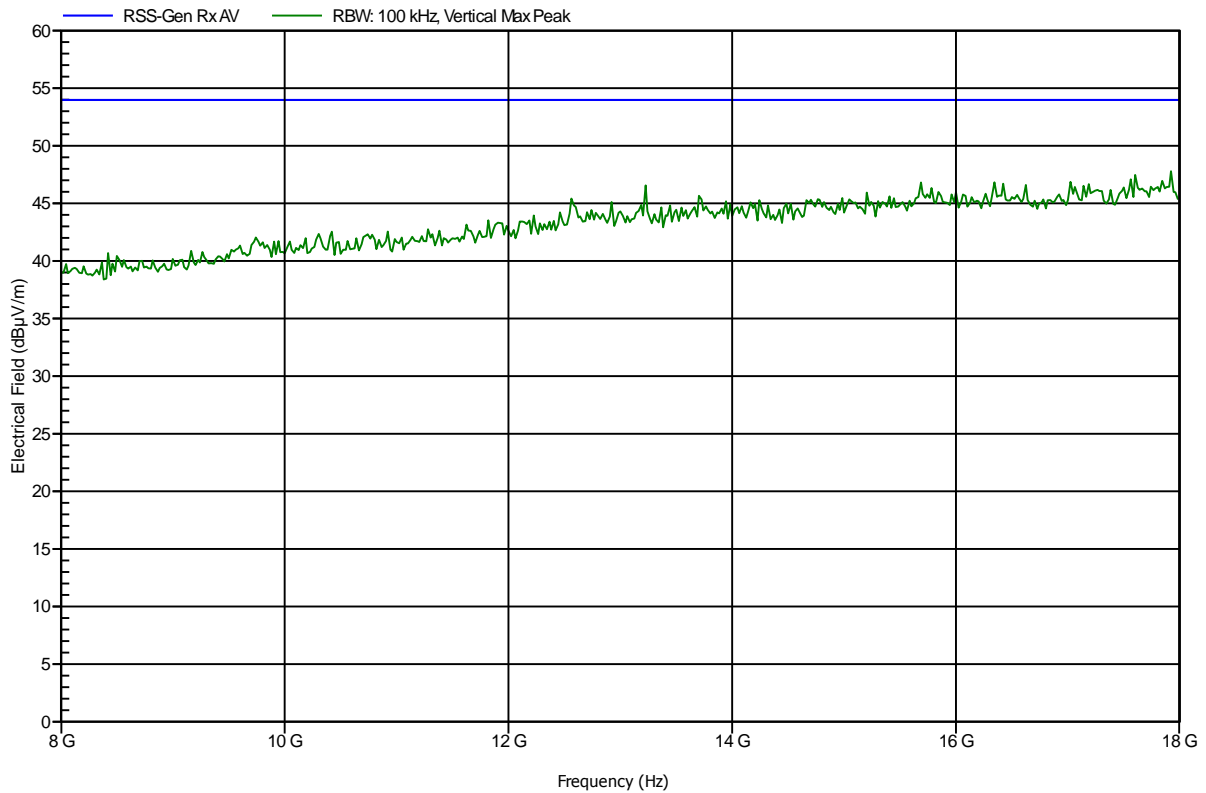


Spurious emissions according to IC RSS-133

Project number: G0M-1303-2685

Manufacturer: eResearch Technology GmbH
 EUT Name: Asthma Monitor AM3
 Model: AM3 GSM
 Test Site: Eurofins Product Service GmbH
 Operator: Mr. Pudell
 Test Conditions: Tnom: 24°C, Vnom: 3.7 V DC (Li-Ion Battery)
 Antenna: Rohde & Schwarz HL 025, Vertical
 Measurement distance: 3 m
 Mode: RX; GPRS 1900; CH: 661; RX_Idle; Ant: integral
 Test Date: 2013-08-05
 Note: EUT horizontal

Index 21



Spurious emissions according to IC RSS-133

Project number: G0M-1303-2685

Manufacturer: eResearch Technology GmbH
 EUT Name: Asthma Monitor AM3
 Model: AM3 GSM
 Test Site: Eurofins Product Service GmbH
 Operator: Mr. Pudell
 Test Conditions: Tnom: 24°C, Vnom: 3.7 V DC (Li-Ion Battery)
 Antenna: Rohde & Schwarz HL 025, Horizontal
 Measurement distance: 3 m
 Mode: RX; GPRS 1900; CH: 661; RX_Idle; Ant: integral
 Test Date: 2013-08-05
 Note: EUT horizontal

Index 18

