

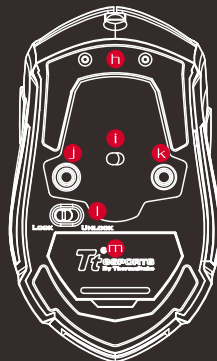
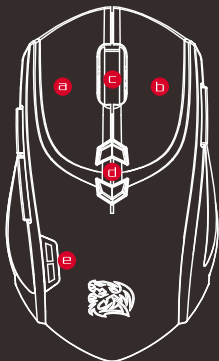
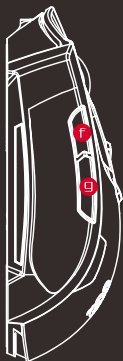


**T+**ESPORTS  
By Thermaltake

# HERON *Plus* SMART MOUSE

MULTI-LANGUAGE  
QUICK INSTALLATION GUIDE

## Key Features



- a Left click
- b Right click
- c Scroll wheel
- d DPI adjustment buttons
- e DPI indicator
- f Mouse5 thumb button
- g Mouse4 thumb button

- h Teflon mouse feet
- i Avago 5700 dpi laser sensor
- j Profile switch
- k Polling rate switch
- l Func. lock switch
- m Adjustable weights system

## System Requirements

- PC with available USB port
- Windows® XP/Vista/Win7/Win8
- 30 MB of free hard disk space

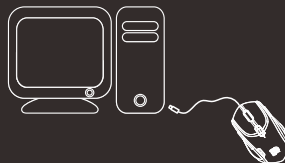
## Package Contents

- THERON Plus laser gaming smart mouse
- Mouse carrying bag
- Multi-language quick installation guide
- Warranty Card
- Dragon logo sticker

## Hardware and Software Installation

1. Plug USB connector into your computer. The (Hardware found) notice will appear.

For further information on THERON Plus smart mouse and features, please go to: [www.ttesports.com](http://www.ttesports.com)



## SPEC

Interface : USB

Operational system : Windows 8/7/Vista/XP

Number of macro keys : 8

Sensor: 8200 DPI Laser

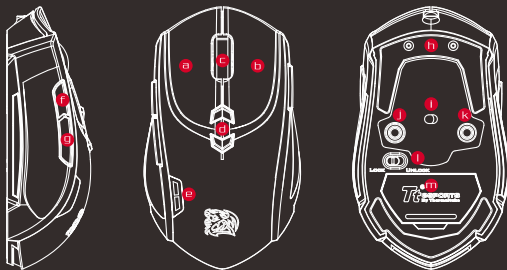
Cable length : 1.8m braided cable with gold-plated USB connector

Body dimension(L\*W\*H) : 124x72x37.5mm

## Mouse Features and Function

1. 8200 DPI Laser sensor with superior tracking across a wide variety of surfaces.
2. On-the-Fly DPI adjustment from: 100 DPI up to 8200 DPI
3. Built-in Bluetooth capability for recording stats to Tt eSPORTS+ application (does not support wireless mouse usage)
4. Tt eSPORTS+ mobile (Android/iOS) application for recording and managing saved logs/recordings of mouse usage statistics
5. Tt eSPORTS+ mobile application can also share usage information directly to popular social media, as well as sync logs to Tt eSPORTS+ community website.
6. 8 buttons and 5 profiles make for up to 40 programmable macros.
7. On board memory, plug and play while switching between PCs.
8. GUI for personalized macro keys, advanced performance and light options.
9. Polling rate switch button (125/250/500/1000Hz)
10. Function Lock Button that can disable the function of side buttons.
11. In battle mode, the mouse will respond to the user's clicking frequency and cycle through different colors.
12. Pulse lighting system on logo to engage to gaming atmosphere
13. RGB illumination system for up to 16.8 million colors on four separately controllable regions on the mouse. (The mouse wheel, battle dragon, left & right side panels, and bottom panel)
14. Gold-plated USB connector for optimal signal and data transmission.
15. On-Screen-Display functions to indicate profile/function status.
16. Glossy surface coating for a more non-slip grip.
17. Adjustable weights system to get just the right feeling for each user.

## 繁體中文 品名:有線藍牙雷射電競滑鼠 型號:MO-TRP-WDLO



### 主要特點

- a. 左鍵
- b. 右鍵
- c. 滾輪
- d. DPI切換鍵
- e. DPI 指示燈
- f. 滑鼠按鍵 5
- g. 滑鼠按鍵 4
- h. 鐵氧龍腳墊
- i. Avago 5700 DPI 雷射感應器
- j. 設定檔切換鍵
- k. 即時輪詢率切換鈕
- l. 側鍵功能鎖定鈕
- m. 重量調整

### 系統需求

- 附設 USB 連接埠的電腦
- Windows® XP/Vista/Win7/Win8
- 30 MB 可用硬碟空間

### 包裝內容

- THERON Plus 遊戲滑鼠
- 滑鼠攜行袋
- 多國語言快速安裝指南
- 保固卡
- 門龍貼紙

### 硬體與軟體安裝

1. 將USB接頭連接到電腦,即顯示 [Hardware found] (找到新硬體) 通知。
2. 請至官網 ([www.ttesports.com](http://www.ttesports.com)) 下載其專屬驅動程式,並遵照步驟來完成軟體安裝。

如需有關 THERON Plus 雷射電競滑鼠之進一步功能及圖形化使用者介面設定之詳細資訊,請點選圖形化使用者介面右上角的[HELP](說明)。

### 特色及功能

1. 完美調校高精度準度8200DPI雷射感應器,提供最佳遊戲操控介面適應力
2. 即時多階段可調式解析靈敏度: 100 到 8200 DPI
3. 內建藍牙裝置,負責收集滑鼠使用資訊傳送給TteSPORTS Plus手機應用程式(THERON Plus非無線滑鼠,藍牙非與電腦連線使用)
4. TteSPORTS Plus手機應用程式(支援iOS以及Android系統)專門收集並管理Theron Plus滑鼠使用相關資訊
5. TteSPORTS Plus手機應用程式可分享玩家滑鼠使用相關資訊(包含移動距離,點擊總次數,每分鐘平均點擊、移動率以及提醒...等相關滑鼠資訊),可同步上傳至TteSPORTS Plus遊戲社群網,讓玩家們在此社群討論彼此間的滑鼠使用資訊
6. 透過8個按鍵設定可儲存多達五組設定檔以及可高達40顆巨集鍵設定
7. 大容量內建記憶體,讓玩家可於不同電腦間享受隨插即用的便利。
8. 藉由圖像式使用者操作介面可進行專屬巨集功能、進階性能以及背光選項設定
9. 即時輪詢率切換鈕(125赫茲/500赫茲/1000赫茲 循環切換)
10. 側鍵功能鎖定鈕
11. 在競技模式中,背光會依滑鼠所偵測得之點擊頻率快慢進行顏色變換
12. 呈現更貼近遊戲氛圍的呼吸式Tt logo背光設計
13. 一千六百萬種顏色的多彩燈光可調系統,四個獨立區域可各自調光色(滾輪、Tt 門龍圖騰、左右側底座以及下側底座)
14. 鍍金USB接頭可於遊戲中提供快速且穩定的資料傳輸
15. 軟體即時螢幕顯示設計可針對設定檔及功能狀態進行標示。
16. 亮面烤漆可在遊戲快速操控中強化使用手感。
17. 可調式配重設計讓玩家隨意調整最佳操作重量

## Русский

Для ознакомления с инструкцией пользователя на нужном вам языке, пожалуйста посетите [www.ttesports.ru](http://www.ttesports.ru)

## Deutsch

Eine mehrsprachige Version dieser Schnellinstallations-Anleitung befindet sich im Download-Bereich von [www.ttesports.de](http://www.ttesports.de)

## Français

Pour l'édition en plusieurs langues de ce guide d'installation rapide, consultez la section téléchargements de [www.ttesports.com](http://www.ttesports.com)

## Español

Para obtener una guía rápida de instalación multi lenguaje, por favor visite nuestra sección de descargas en [latam.ttesports.com](http://latam.ttesports.com)

## Italiano

Per la versione multilingue di questa guida rapida di installazione, visitare la sezione download di [www.ttesports.com](http://www.ttesports.com)

## Česky

Vícejazyčnou mutaci tohoto stručného návodu k instalaci si můžete stáhnout z webu [www.ttesports.com](http://www.ttesports.com) z části vyhrazené stahování.

## Polski

Aby pobrać wersję wielojęzyczną skróconego przewodnika instalacji, odwiedź sekcję Downloads strony [www.ttesports.com](http://www.ttesports.com)

## ภาษาไทย

สำหรับคู่มือแนะนำการติดตั้งอุปกรณ์ภาษาอื่นๆ สามารถดาวน์โหลดได้ที่ [th.ttesports.com](http://th.ttesports.com)

## Türkçe

Bu hızlı kurulum kılavuzunun çok dilli sürümü için lütfen [www.ttesports.com](http://www.ttesports.com) adresinin indirmeler kısmını ziyaret edin.

## Brasil

Para conferir a versão desse guia rápido de instalação em outros idiomas, por favor, visite a seção de downloads em [br.ttesports.com](http://br.ttesports.com)

## 繁體中文

多國語文版簡易安裝指導手冊, 可至官網 [www.ttesports.com.tw](http://www.ttesports.com.tw) 下載區來進行下載

## 简体中文

多國語文版簡易安裝指導說明書, 請上官網 [www.ttesports.com.cn](http://www.ttesports.com.cn) 下載區來進行下載

## 日本語

当製品のインストールガイドを提供しております。必要な方は弊社ホームページ [jp.ttesports.com](http://jp.ttesports.com) のダウンロードセクションをご覧ください

## 한국어

퀵인스톨 가이드의 다국어 버전은 [www.ttesports.com](http://www.ttesports.com)의 다운로드 섹션에서 확인하세요

## Comfort Guideline:

Some research has suggested long periods of repetitive motion; using an improperly operation space, body position, and poor work habits may be associated with physical discomfort and injury to nerves, tendons, and muscles. Below are some guidelines for optimizing comfort of usage and avoiding injury.

1. Put the keyboard and monitor in front of you, and place the mouse within easy reach.
2. Have your elbow next to your side and adjust the height of table and chair to make the mouse and keyboard is placed below your elbow.
3. Have your feet well supported and your shoulder in relaxed.
4. Take frequency short breaks can help ease the tired of long time usage.
5. Do not sit the same position all day in operation the keyboard and mouse. Leave the sit and do some exercises for arms, shoulders, wrists, neck and legs relaxed.
6. Be aware of discomfort, when you suffer the body condition in pain, numbness, or tingling of hands, wrist, arms, shoulders, neck and legs, please consult qualified health professionals.

## 产品中有毒有害物质或元素的名称及含量

部件名称	有毒有害物质或元素					
	铅 (Pb)	汞 (Hg)	镉 (Cd)	六价铬 (Cr(VI))	多溴联苯 (PBB)	多溴二苯醚 (PBDE)
印刷电路板组件*	●	●	●	●	●	●
外壳及附件	●	●	●	●	●	●

●：表示该有毒有害物质在该部件所有均质材料中的含量均在SJ/T11363-2006标准规定的限量要求以下

x：表示该有毒有害物质至少在该部件某一均质材料中的含量超出SJ/T11363-2006标准规定的限量要求

印刷电路板组件\*：包括印刷电路板及其零部件，电子元器件等

表中标有“x”的所有部件都符合欧盟RoHS法规



在中华人民共和国境内销售的电子信息产品必须标识此标志，标志内的数字代表在正常的使用状态下的产品的环保使用期限。



#### WEEE Symbol

Dieses Symbol weist darauf hin, dass dieses Produkt für die Entsorgung an eine spezielle Sammelstelle für Verwertung und Recycling gebracht werden muss. Durch die separate Entsorgung dieses Produkts (und nicht zusammen mit anderen Haushalts-Abfallstoffen), wird die Menge des Abfalls auf Müllhalden verringert und natürliche Ressourcen werden geschont.



#### Le symbole DEEE

Ce symbole indique que quand l'utilisateur souhaite se débarrasser de ce produit, il doit être envoyé dans des installations séparées de récupération et de recyclage. En séparant ce produit d'autres ordures de type ménager, le volume d'ordures envoyé aux incinérateurs ou aux centres d'enfouissement des déchets sera réduit et les ressources naturelles seront ainsi conservées.



#### Símbolo WEEE

Este símbolo indica que cuando el usuario final desee deshacerse de este producto debe enviarlo a unas instalaciones de recogida distintas para que se recupere y se recicle. Al separar este producto de otros tipos de residuos domésticos, el volumen de residuos enviados a incineradoras o vertederos se reduce y se ayuda a conservar los recursos naturales.



#### Simbolo WEEE

Questo simbolo indica che quando l'utente finale desidera smaltire questo prodotto, sarà necessario inviarlo a strutture apposite e distinte per consentire il riciclo e recupero. La separazione di questo prodotto da altri tipi di rifiuti consentirà di ridurre il volume di rifiuti inviati a inceneritori o discariche a favore della tutela dell'ambiente.



#### Symbol WEEE

Tento symbol ukazuje, že v případě likvidace musí koncový uživatel odeslat tento produkt do speciální sběrný pro obnovu a recyklaci. Separací tohoto produktu od ostatního komunálního odpadu se sníží objem odpadu odeslaného do spaloven nebo na skládky a tím budou zachovány přírodní zdroje.



#### Symbol WEEE

Ten symbol oznacza, że produkt można zutylizować tylko w odpowiednim punkcie przetwarzania odpadów. Niewyrzucenie tego produktu z odpadami domowymi powoduje zmniejszenie ilości nieczystości w spalarniach i na wysypiskach, co umożliwia ochronę zasobów naturalnych.



#### Σύμβολο WEEE

Αυτό το σύμβολο υποδηλώνει ότι όταν ο τελικός χρήστης επιθυμεί να απορρίψει αυτό το προϊόν, αυτό πρέπει να αποστέλλεται σε ξεχωριστές εγκαταστάσεις συλλογής για ανάκτηση και ανακύκλωση. Διαχωρίζοντας αυτό το προϊόν από άλλα απορρίμματα οικιακού τύπου, ο όγκος των απορριμμάτων που αποστέλλεται σε αποθερωτήρες ή χώρους υγειονομικής ταφής θα μειωθεί και συνεπώς θα διατηρηθούν φυσική πόροι.



#### Símbolo WEEE

Este símbolo indica que quando o utilizador final pretender eliminar este produto, deve enviá-lo para instalações de recolha separadas para recuperação e reciclagem. Ao separar este produto do lixo doméstico normal, o volume de detritos enviados para as incineradoras e para os aterros será reduzido e os recursos naturais serão, desse modo, conservados.



## Federal Communication Commission Interference Statement

This equipment has been tested and found to comply with the limits for a Class B digital device, pursuant to Part 15 of the FCC Rules. These limits are designed to provide reasonable protection against harmful interference in a residential installation.

This equipment generates, uses and can radiate radio frequency energy and, if not installed and used in accordance with the instructions, may cause harmful interference to radio communications. However, there is no guarantee that interference will not occur in a particular installation. If this equipment does cause harmful interference to radio or television reception, which can be determined by turning the equipment off and on, the user is encouraged to try to correct the interference by one of the following measures:

- Reorient or relocate the receiving antenna.
- Increase the separation between the equipment and receiver.
- Connect the equipment into an outlet on a circuit different from that to which the receiver is connected.
- Consult the dealer or an experienced radio/TV technician for help.

FCC Caution: To assure continued compliance, any changes or modifications not expressly approved by the party responsible for compliance could void the user's authority to operate this equipment. (Example - use only shielded interface cables when connecting to computer or peripheral devices).

### FCC Radiation Exposure Statement

This equipment complies with FCC RF radiation exposure limits set forth for an uncontrolled environment.

This transmitter must not be co-located or operating in conjunction with any other antenna or transmitter.

This device complies with Part 15 of the FCC Rules. Operation is subject to the following two conditions:

(1) This device may not cause harmful interference, and (2) This device must accept any interference received, including interference that may cause undesired operation.

## Industry Canada statement

This device complies with Industry Canada licence-exempt RSS standard(s). Operation is subject to the following two conditions

- (1) this device may not cause interference, and
- (2) this device must accept any interference, including interference that may cause undesired operation of the device.

Le présent appareil est conforme aux CNR d'Industrie Canada applicables aux appareils radio exempts de licence. L'exploitation est autorisée aux deux conditions suivantes :

- (1) l'appareil ne doit pas produire de brouillage, et
- (2) l'utilisateur de l'appareil doit accepter tout brouillage radioélectrique subi, même si le brouillage est susceptible d'en compromettre le fonctionnement.

- (1) 「經型式認證合格之低功率射頻電機，非經許可，公司、商號或使用者均不得擅自變更頻率、加大功率或變更原設計之特性及功能」警語。
- (2) 「低功率射頻電機之使用不得影響飛航安全及干擾合法通信；經發現有干擾現象時，應立即停用，並改善至無干擾時方得繼續使用。前項合法通信，指依電信法規定作業之無線電通信。低功率射頻電機須忍受合法通信或工業、科學及醫療用電波輻射性電機設備之干擾」警語。







[WWW.TTESPORTS.COM](http://WWW.TTESPORTS.COM)