

1. TEST SETUP PHOTOGRAPHS

1.1. Photo of Radiated Emissions Measurement (X Position)




Fig.1



Fig.2




Fig.3




Fig.4

1.1. Photo of Conducted Emissions Measurement



Fig.5



Fig.6