

ThermPro

Bluetooth Thermometer/Hygrometer

INSTRUCTION MANUAL

Model No. TP350

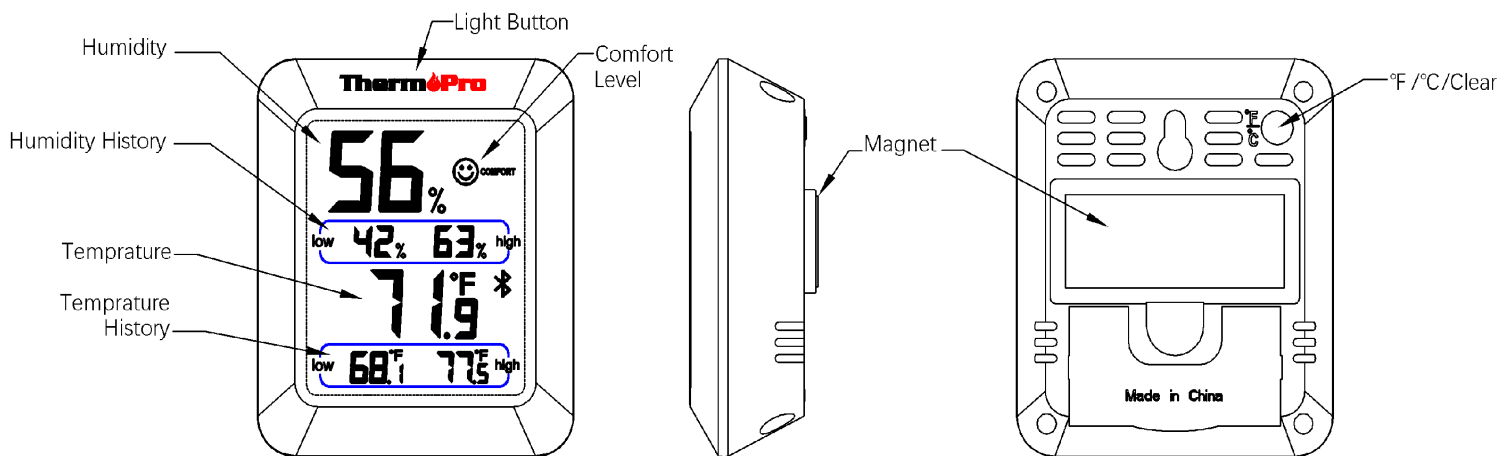
According to the operating system of your smartphone,
scan the following QR code to download and install.

(IOS和ANDROID)

Introduction

Congratulations on your purchase of a Smart, Remote Bluetooth-connected Thermometer/hygrometer. You will now be able to remotely monitor the temperature and humidity of your living room, bedroom, greenhouse and etc. from your smartphone.

Features



1. Display: Displays the current humidity and temperature, maximum and minimum humidity/temperature recorded in the past
2. °C/°F/Clear Button: Press once to change the temperature display unit in °C or °F. Press and hold for 2 seconds to clear the maximum and minimum humidity/temperature readings recorded in history.
3. Battery Compartment: Holds one 1 AAA battery to power the unit.
4. Comfort Level: 3 icons: DRY, COMFORT, WET
If humidity is below 10% to 30%: Dry
If humidity is between 31% to 60% : Comfort
If humidity is above 60% to 99%: Wet
5. Totally wireless tabletop and magnet-mountable design

BEFORE FIRST USE

1. Insert or Replace Battery: Insert two AAA batteries in correct polarity (+) and (-) as indicated.
2. Do not immerse product body in water.
3. The humidity and temperature monitor is now ready to use.

CARE OF YOUR HUMIDITY/TEMPERATURE MONITOR

- Do not leave exposed to extreme high or low temperatures since this will damage electronic parts and plastics.
- Remove battery if stored for more than four months.

Specifications

1. Temperature range: -58 °F ~ 158°F (-50 °C ~ 70 °C).
2. Humidity range: 10% ~ 99%.
3. Comfort display: DRY, COMFORT, WET
4. Temperature display unit: °C °F selectable
5. Temperature Resolution: 0.1 °C/°F
6. Humidity Resolution: 1%
7. Refresh rate: 10 seconds
8. Power supply: 2 X AAA 3.0V

Follow the simple steps below to set up your ThermoPro Bluetooth Thermometer/Hygrometer and remotely monitor the temperature and humidity of your living room, bedroom, greenhouse and etc. from your smartphone!

Step 1: Download and install the “ThermoPro Sensor“ App.

Scan the QR code above, or search for “ThermoPro Sensor” on the Apple Store for IOS devices or on the Google Play Store for Android devices. Download the App and install it on your smartphone.



*iPhone and iPad apps for IOS 9.0 and above.






*Android app for versions 4.4 and above.

*Android users need to allow all the requests about this app from Android system.

Step 2: Enable Bluetooth on your smartphone under the smartphone Settings section. If your smartphone has Bluetooth enabled, you can skip this step.

Step 3: Insert two AAA batteries into the battery compartment on the back of the thermometer in correct polarity (+) and (-) as indicated.

Step 4: The temperature and humidity will be displayed on the screen and the Bluetooth icon  will be flashing at the top of the display. The Bluetooth icon  will be flashing for 2 minutes which indicates that the thermometer is ready for pairing to your mobile phone.

Step 5: Launch ThermoPro Sensor APP and press  to add a thermometer. The thermometers will be shown on a list and select one to pair. Once pairing is complete, the Bluetooth icon  on the thermometer display will stop flashing and the current temperature and humidity will show on the APP. If the Bluetooth icon  stops flashing and you haven't finished the pairing, press and hold the  button for 2 seconds and the  will be flashing again ready for pairing.

Done! Your ThermoPro Bluetooth Thermometer is ready for use!

Any questions or need more help with setup, please feel free to contact us.

Declaration of Conformity

Hereby, the manufacturer declares that this product with the basic requirements and applicable regulations of the Radio Equipment Directive 2014/53/EU, the EMC Directive 2014/30/EU. The complete declaration of conformity can be found at: <https://itronicsmall.com/eu-declaration-of-conformity/> complies

Disposal of the electronic appliance

This electronic appliance should not be disposed of with normal household waste.



Dispose of the unit at an approved facility or at your local recycling center. Please observe the current rules and regulations when disposing of the appliance. Contact your local council if in doubt.

LIMITED ONE-YEAR WARRANTY

ThermoPro warrants this product to be free of defects in parts, materials and workmanship for a period of one year, from date of purchase.

Should any repairs or servicing under this warranty be required, contact Customer Service by phone or email for instructions on how to pack and ship the product to ThermoPro.

This warranty gives you specific legal rights and you may also have other rights which vary from state to state.

CUSTOMER SERVICE

Telephone: 1-877-515-7797(USA & Canada only)

Email: service@buythermopro.com

Hours: Weekdays 9:00 AM- 6:00 PM EST

This equipment has been tested and found to comply with the limits for a Class B digital device, pursuant to part 15 of the FCC Rules. These limits are designed to provide reasonable protection against harmful interference in a residential installation. This equipment generates, uses and can radiate radio frequency energy and, if not installed and used in accordance with the instructions, may cause harmful interference to radio communications. However, there is no guarantee that interference will not occur in a particular installation. If this equipment does cause harmful interference to radio or television reception, which can be determined by turning the equipment off and on, the user is encouraged to try to correct the interference by one or more of the following measures:

- Reorient or relocate the receiving antenna.
- Increase the separation between the equipment and receiver.

- Connect the equipment into an outlet on a circuit different from that to which the receiver is connected.
- Consult the dealer or an experienced radio/TV technician for help.

Caution: Any changes or modifications to this device not explicitly approved by manufacturer could void your authority to operate this equipment.

This device complies with part 15 of the FCC Rules. Operation is subject to the following two conditions: (1) This device may not cause harmful interference, and (2) this device must accept any interference received, including interference that may cause undesired operation.

This equipment complies with FCC RF radiation exposure limits set forth for an uncontrolled environment. This device and its antenna must not be located or operating in conjunction with any other antenna or transmitter.

The device has been evaluated to meet general RF exposure requirement. The device can be used in portable exposure condition without restriction.