

# FCC TEST REPORT

for

**Shenzhen Toplink Technology Development Co.,Ltd**

**WIRELESS TRANSMITTER**

Model Number: TOP-GS04-T;TOP-GS03-T

FCC ID: 2AATNTOPLGS0304

Prepared for : Shenzhen Toplink Technology Development Co.,Ltd  
Address : Room 321,3F,Jindu Building,NO.4.Banxuegang Avenue,  
Bantian Street, Longgang District, Shenzhen P.R.China

Prepared by : Keyway Testing Technology Co., Ltd.  
Address : Baishun Industrial Zone, Zhangmutou Town,  
Dongguan, Guangdong, China

Tel: 86-769-8718 2258

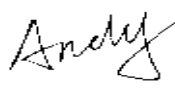


Fax: 86-769-8718 1058

Report No. : 13KWE08836F  
Date of Test : Aug. 1~10, 2013  
Date of Report : Aug. 13, 2013

## TABLE OF CONTENTS

Test Report Declaration	Page
1. GENERAL PRODUCT INFORMATION .....	4
1.1. Product Function .....	4
1.2. Description of Device (EUT) .....	4
1.3. Independent Operation Modes .....	4
2. TEST SITES .....	5
2.1. Test Facilities .....	5
2.2. List of Test and Measurement Instruments .....	6
3. TEST SET-UP AND OPERATION MODES .....	7
3.1. Principle of Configuration Selection .....	7
3.2. Block Diagram of Test Set-up .....	7
3.3. Test Operation Mode and Test Software .....	7
3.4. Special Accessories and Auxiliary Equipment .....	7
3.5. Countermeasures to Achieve EMC Compliance .....	7
4. EMISSION TEST RESULTS .....	8
4.1. Conducted Emission at the Mains Terminals Test .....	8
4.2. Radiated Emission Test .....	11
5. 6 OCCUPY BANDWIDTH .....	61
5.1. Limits .....	61
6. BAND EDGE COMPLIANCE TEST .....	68
6.1. Limits .....	68
6.2. Test setup .....	68
7. OUTPUT POWER TEST .....	70
7.1. Limits .....	70
7.2. Test setup .....	70
7.3. Test result .....	70
8. POWER SPECTRAL DENSITY TEST .....	70
8.1. Limits .....	70
8.2. Test setup .....	70
8.3. Test result .....	70
9. ANTENNA REQUIREMENTS .....	70
9.1. Limits .....	70
9.2. Result .....	70
10. PHOTOGRAPHS OF TEST SET-UP .....	70
11. PHOTOGRAPHS OF THE EUT .....	70

## Keyway Testing Technology Co., Ltd.

<b>Applicant: Address:</b>	Shenzhen Toplink Technology Development Co.,Ltd Room 321,3F,Jindu Building,NO.4. Banxuegang Avenue, Bantian Street , Longgang District , Shenzhen P.R.China		
<b>Manufacturer: Address:</b>	Shenzhen Toplink Technology Development Co.,Ltd Room 321,3F,Jindu Building,NO.4. Banxuegang Avenue, Bantian Street , Longgang District , Shenzhen P.R.China		
<b>E.U.T:</b>	WIRELESS TRANSMITTER		
<b>Model Number:</b>	TOP-GS04-T;TOP-GS03-T		
<b>Trade Name:</b>	TOPLINK	<b>Serial No.:</b>	-----
<b>Date of Receipt:</b>	Jul. 28, 2013	<b>Date of Test:</b>	Aug. 1~10, 2013
<b>Test Specification:</b>	FCC Part 15, Subpart C: Oct. 1, 2012 ANSI C63.4:2009 KDB558074 D01 DTS Meas Guidance v03r01		
<b>Test Result:</b>	The equipment under test was found to be compliance with the requirements of the standards applied.		
		<b>Issue Date: Aug. 13, 2013</b>	
<b>Tested by:</b>	<b>Reviewed by:</b>	<b>Approved by:</b>	
			
Andy Gao / Engineer	Jade Yang/ Supervisor	Chris Du / Manager	
<b>Other Aspects:</b>	None.		
<i>Abbreviations: OK/P=passed    fail/F=failed    n.a/N=not applicable    E.U.T=equipment under tested</i>			
<i>This test report is based on a single evaluation of one sample of above mentioned products. It is not permitted to be duplicated in extracts without written approval of Keyway Testing Technology Co., Ltd.</i>			

# 1. GENERAL PRODUCT INFORMATION

## 1.1. Product Function

Refer to Technical Construction Form and User Manual.

## 1.2. Description of Device (EUT)

Product Name:	WIRELESS TRANSMITTER
Model No.:	TOP-GS04-T;TOP-GS03-T
Operation Frequency:	2412MHz~2462MHz (802.11b/802.11g/802.11n(H20)) 2422MHz~2452MHz (802.11n(H40))
Channel numbers:	11 for 802.11b/802.11g/802.11n(H20) ,7 for 802.11n(H40)
Channel separation:	5MHz
Modulation technology: (IEEE 802.11b)	CCK,QPSK,BPSK
Modulation technology: (IEEE 802.11g/802.11n)	Orthogonal Frequency Division Multiplexing(OFDM)
Data speed (IEEE 802.11b):	1Mbps, 2Mbps, 5.5Mbps, 11Mbps
Data speed (IEEE 802.11g):	6Mbps, 9Mbps, 12Mbps, 18Mbps, 24Mbps, 36Mbps, 48Mbps,54Mbps
Data speed (IEEE 802.11n):	Up to 150Mbps
Antenna Type:	External Antenna
Antenna gain:	2dBi (declare by Applicant)
Power supply:	5VDC (from PC)

## 1.3. Independent Operation Modes

The basic operation modes are:

1.3.1. EUT work continues TX mode and frequency as below:

	Channel	Frequency
802.11b	Low	2412MHz
	Middle	2437MHz
	High	2462MHz
802.11g	Low	2412MHz
	Middle	2437MHz
	High	2462MHz
802.11n(HT20)	Low	2412MHz
	Middle	2437MHz
	High	2462MHz
802.11 n(HT40)	Low	2422MHz
	Middle	2437MHz
	High	2452MHz

Remark: According to ANSI C63.4 standards, the test results are both the "worst case" and "worst setup" 11MHz for 802.11b,54MHz for 802.11g,6.5Mbps for 802.11n(H20), 13Mbps for 802.11n(H40).

## 2. TEST SITES

### 2.1. Test Facilities

Lab Qualifications : 944 Shielded Room built by ETS-Lindgren, USA  
Date of completion: March 28, 2011

966 Chamber built by ETS-Lindgren, USA  
Date of completion: March 28, 2011

Certificated by TUV Rheinland, Germany.  
Registration No.: UA 50207153  
Date of registration: July 13, 2011

Certificated by UL, USA  
Registration No.: 100567-237  
Date of registration: September 1, 2011

Certificated by Intertek  
Registration No.: 2011-RTL-L1-31  
Date of registration: October 11, 2011

Certificated by Industry Canada  
Registration No.: 9868A  
Date of registration: December 8, 2011

Certificated by FCC, USA  
Registration No.: 370994  
Date of registration: February 21, 2012

Certificated by CNAS China  
Registration No.: CNAS L5783  
Date of registration: August 8, 2012

Name of Firm : Keyway Testing Technology Co., Ltd.

Site Location : Baishun Industrial Zone, Zhangmutou Town,  
Dongguan, Guangdong, China

## 2.2. List of Test and Measurement Instruments

### 2.2.1. For conducted emission at the mains terminals test

Equipment	Manufacturer	Model No.	Serial No.	Last Cal.	Next Cal.
EMI Test Receiver	Rohde&Schwarz	ESCI	101156	May 9,13	May 9,14
Artificial Mains Network	Rohde&Schwarz	ENV216	101315	May 9,13	May 9,14
Artificial Mains Network (AUX)	Rohde&Schwarz	ENV216	101314	May 9,13	May 9,14
RF Cable	FUJIKURA	3D-2W	944 Cable	May 9,13	May 9,14

### 2.2.2. For radiated emission test (Below 1GHz)

Equipment	Manufacturer	Model No.	Serial No.	Last Cal.	Next Cal.
EMI Test Receiver	Rohde&Schwarz	ESCI	101156	May 9,13	May 9,14
Bilog Antenna	ETS-LINDGREEN	3142D	135452	May 11,13	May 11,14
Spectrum Analyzer	Agilent	E4411B	MY4511304	May 9,13	May 9,14
3m Semi-anechoic Chamber	ETS-LINDGREEN	966	KW01	May 9,13	May 9,14
Signal Amplifier	SONOMA	310	187016	May 9,13	May 9,14
Signal Amplifier	Agilent	8449B	3008A00251	May 9,13	May 9,14
RF Cable	IMRO	IMRO-400	966 Cable 1#	May 9,13	May 9,14
MULTI-DEVICE Controller	ETS-LINDGREEN	2090	126913	N/A	N/A
Antenna Holder	ETS-LINDGREN	2070B	00109601	N/A	N/A

### 2.2.3. For above 1GHz radiated emission, output power, band edge, 6dB bandwidth test

Equipment	Manufacturer	Model No.	Serial No.	Last Cal.	Next Cal.
Horn Antenna	DAZE	ZN30701	11003	May 11,13	May 11,14
Horn Antenna	SCHWARZBECK	BBHA9170	9170-068	May 11,13	May 11,14
Spectrum Analyzer	Agilent	8593E	3911A04271	May 9,13	May 9,14
Spectrum Analyzer	Agilent	E4408B	MY44211125	May 9,13	May 9,14
3m Semi-anechoic Chamber	ETS-LINDGREN	966	KW01	May 9,13	May 9,14
Signal Amplifier	DAZE	ZN3380C	11001	May 9,13	May 9,14
Signal Amplifier	Agilent	8449B	3008A00251	May 9,13	May 9,14
High Pass filter	Micro	HPM50111	324216	May 9,13	May 9,14
Power Meter	R&S	NRVS	101824	May 9,13	May 9,14
Peak and Avg Power Sensor	Rohde&Schwarz	URV5-Z7	100655	May 9,13	May 9,14
RF Cable	IMRO	IMRO-400	966 Cable 1#	May 9,13	May 9,14
MULTI-DEVICE Controller	ETS-LINDGREN	2090	126913	N/A	N/A
Antenna Holder	ETS-LINDGREN	2070B	00109601	N/A	N/A

### 3. TEST SET-UP AND OPERATION MODES

#### 3.1. Principle of Configuration Selection

**Emission:** The equipment under test (EUT) was configured to measure its highest possible radiation level. The test modes were adapted accordingly in reference to the Operating Instructions.

#### 3.2. Block Diagram of Test Set-up

System Diagram of Connections between EUT and Simulators



(EUT: WIRELESS TRANSMITTER)

#### 3.3. Test Operation Mode and Test Software

None.

#### 3.4. Special Accessories and Auxiliary Equipment

Notebook:

Manufacturer:	LENOVO
Model Number:	Lenovo G475
Serial Number:	CB14477457
Adapter:	
Manufacturer:	Lenovo
Model Number:	LN-A0403A3C
Serial Number:	36001672
Input: 100-240V/2.5A,50-60Hz; Output: 20V/2A	
AC Line: Unshielded, Detachable 1.0m	
DC Line: Unshielded, Undetachable 1.8m	

#### 3.5. Countermeasures to Achieve EMC Compliance

None.

## 4. EMISSION TEST RESULTS

### 4.1. Conducted Emission at the Mains Terminals Test

#### 4.1.1. Limit 15.209 limits

FREQUENCY OF EMISSION (MHz)	CONDUCTED LIMIT (dBµV)	
	Quasi-peak	Average
0.15-0.5	66 to 56	56 to 46
0.5-5	56	46
5-30	60	50

#### 4.1.2. Test Setup

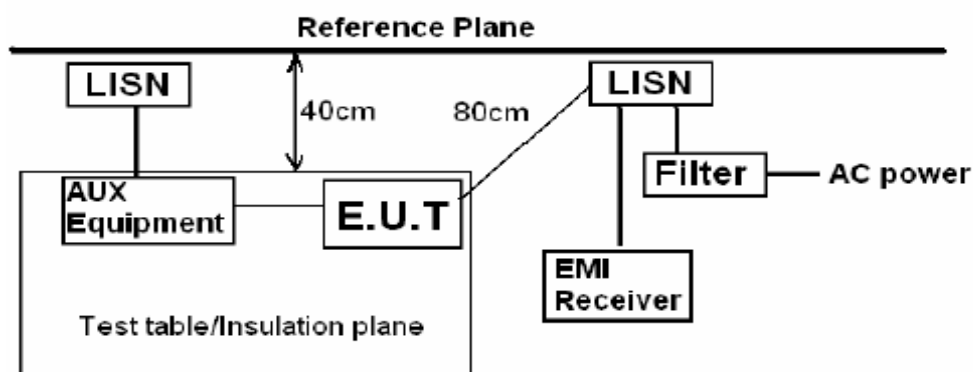
The EUT was put on a wooden table which was 0.8 m high above the ground and connected to the AC mains through the Artificial Mains Network (AMN). Where the mains cable supplied by the manufacture was longer than 0.8 m, the excess was folded back and forth parallel to the cable at the centre so as to form a bundle no longer than 0.4 m.

The EUT was kept 0.4 m from any other earthed conducting surface. Both sides of AC line were checked to find out the maximum conducted emission levels according to the test procedure during the conducted emission test.

The frequency range from 150 kHz to 30 MHz was investigated.

The bandwidth of the test receiver was set at 9 kHz.

Pretest for all mode, The test data of the worst case condition(s) was reported on the following page.



*Remark:*  
 E.U.T: Equipment Under Test  
 LISN: Line Impedance Stabilization Network  
 Test table height=0.8m

#### 4.1.3. Test Mode

Set EUT in TX mode.



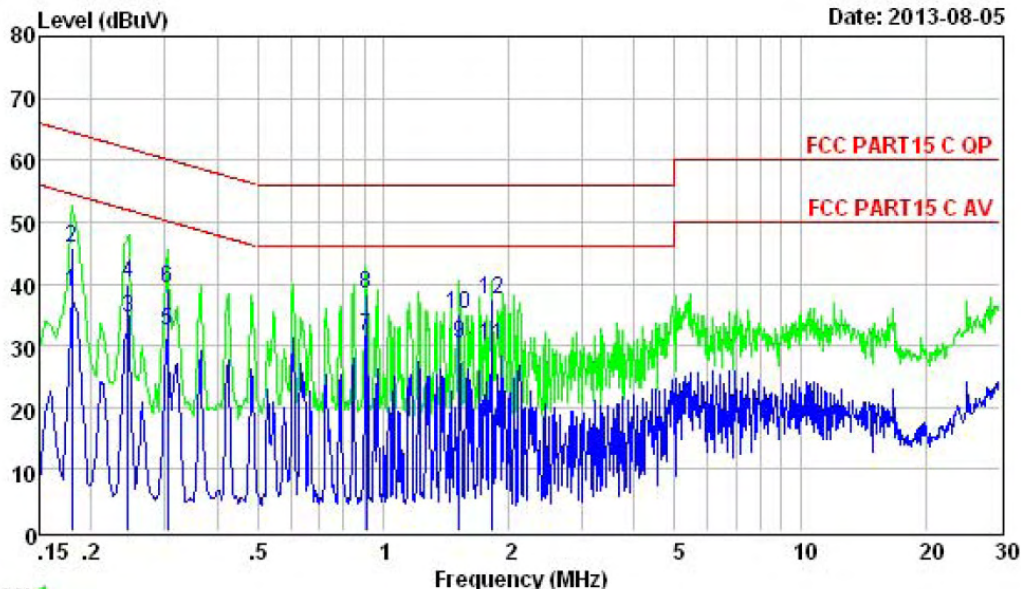
Test Data



Keyway Testing Technology Co.,Ltd.  
 Baishun Industrial Zone,Zhangmutou  
 Town,Dongguan,Guangdong,China  
 Tel: 0769-87182258  
 Fax: 0769-87181058  
 Mail: kwtest@keywaytest.com

Data: 2 File: F:\944 Data\conduction\C\Customer.EM6 (4)

Date: 2013-08-05



Trace: 1

Site : 944 Shielded Room  
 Condition : FCC PART15 C QP LINE  
 EUT : WIRELESS TRANSMITTER  
 POWER : DC 5V from PC input AC 120V/60Hz  
 M/N : TOP-GS04-T  
 Test Engineer: Andy  
 Comment : Temp:24.7'; Humi:55%; Press:101.51kPa  
 Test Mode : WIFI Mode

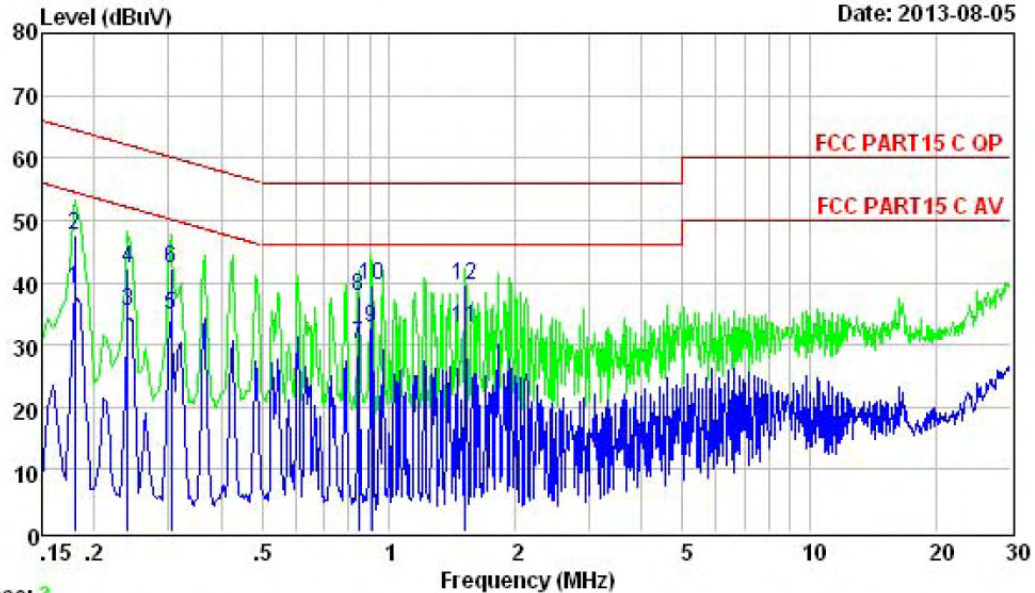
	Freq	Level	Limit	Over	Remark
	MHz	dBuV	dBuV	dB	
1	0.180	38.70	54.49	-15.79	Average
2	0.180	45.80	64.49	-18.69	QP
3	0.245	34.60	51.92	-17.32	Average
4	0.245	40.00	61.92	-21.92	QP
5	0.305	32.30	50.11	-17.81	Average
6	0.305	39.20	60.11	-20.91	QP
7	0.910	31.60	46.00	-14.40	Average
8	0.910	38.30	56.00	-17.70	QP
9	1.520	30.20	46.00	-15.80	Average
10	1.520	35.10	56.00	-20.90	QP
11	1.825	29.90	46.00	-16.10	Average
12	1.825	37.50	56.00	-18.50	QP



Keyway Testing Technology Co.,Ltd.  
 Baishun Industrial Zone,Zhangmutou  
 Town,Dongguan,Guangdong,China  
 Tel: 0769-87182258  
 Fax: 0769-87181058  
 Mail: kwtest@keywaytest.com

Data: 4 File: F:\944 Data\conduction\C\Customer.EM6 (4)

Date: 2013-08-05



Trace: 3

Site : 944 Shielded Room  
 Condition : FCC PART15 C QP NEUTRAL  
 EUT : WIRELESS TRANSMITTER  
 POWER : DC 5V from PC input AC 120V/60Hz  
 M/N : TOP-GS04-T  
 Test Engineer: Andy  
 Comment : Temp:24.7';Humi:55%;Press;101.51kPa  
 Test Mode : WIFI Mode

	Limit	Over		
Freq	Level	Line	Limit	Remark
MHz	dBuV	dBuV	dB	
1	0.180	39.10	54.49	-15.39 Average
2	0.180	47.60	64.49	-16.89 QP
3	0.240	35.50	52.10	-16.60 Average
4	0.240	42.20	62.10	-19.90 QP
5	0.305	34.70	50.11	-15.41 Average
6	0.305	42.10	60.11	-18.01 QP
7	0.850	30.00	46.00	-16.00 Average
8	0.850	37.80	56.00	-18.20 QP
9	0.910	32.80	46.00	-13.20 Average
10	0.910	39.70	56.00	-16.30 QP
11	1.520	32.80	46.00	-13.20 Average
12	1.520	39.70	56.00	-16.30 QP

## 4.2. Radiated Emission Test

### 4.2.1. Limit 15.209 limits

FREQUENCY MHz	DISTANCE Meters	FIELD STRENGTHS LIMIT	
		$\mu\text{V}/\text{m}$	$\text{dB}(\mu\text{V})/\text{m}$
30 ~ 88	3	100	40.0
88 ~ 216	3	150	43.5
216 ~ 960	3	200	46.0
960 ~ 1000	3	500	54.0
Above 1000	3	74.0 $\text{dB}(\mu\text{V})/\text{m}$ (Peak) 54.0 $\text{dB}(\mu\text{V})/\text{m}$ (Average)	

### 4.2.2. Restricted bands of operation

MHz	MHz	MHz	GHz
0.090 - 0.110	16.42 - 16.423	399.9 - 410	4.5 - 5.15
<sup>1</sup> 0.495 - 0.505	16.69475 - 16.69525	608 - 614	5.35 - 5.46
2.1735 - 2.1905	16.80425 - 16.80475	960 - 1240	7.25 - 7.75
4.125 - 4.128	25.5 - 25.67	1300 - 1427	8.025 - 8.5
4.17725 - 4.17775	37.5 - 38.25	1435 - 1626.5	9.0 - 9.2
4.20725 - 4.20775	73 - 74.6	1645.5 - 1646.5	9.3 - 9.5
6.215 - 6.218	74.8 - 75.2	1660 - 1710	10.6 - 12.7
6.26775 - 6.26825	108 - 121.94	1718.8 - 1722.2	13.25 - 13.4
6.31175 - 6.31225	123 - 138	2200 - 2300	14.47 - 14.5
8.291 - 8.294	149.9 - 150.05	2310 - 2390	15.35 - 16.2
8.362 - 8.366	156.52475 - 156.52525	2483.5 - 2500	17.7 - 21.4
8.37625 - 8.38675	156.7 - 156.9	2690 - 2900	22.01 - 23.12
8.41425 - 8.41475	162.0125 - 167.17	3260 - 3267	23.6 - 24.0
12.29 - 12.293	167.72 - 173.2	3332 - 3339	31.2 - 31.8
12.51975 - 12.52025	240 - 285	3345.8 - 3358	36.43 - 36.5
12.57675 - 12.57725	322 - 335.4	3600 - 4400	( <sup>2</sup> )

All the emissions appearing within 15.205 restricted frequency bands shall not exceed the limits shown in 15.209, all the other emissions shall be at least 20dB below the fundamental emissions, or comply with 15.209 limits.

### 4.2.3. Test setup

The EUT was placed on a turn table which was 0.8 m above the ground. The turn table can rotate 360 degrees to determine the position of the maximum emission level. The EUT was set 3 m away from the receiving antenna which was mounted on an antenna tower. The measuring antenna moved up and down to find out the maximum emission level. It moved from 1 m to 4 m for both horizontal and vertical polarizations.

The EUT was tested in the Chamber Site. It was pre-scanned with a Peak detector from the spectrum, and all the final readings from the test receiver were measured with the Quasi-Peak detector.

The bandwidth of the EMI test receiver is set at 120kHz for frequency range from 30MHz to 1000 MHz.

The bandwidth of the Spectrum's VBW is set at 3MHz and RBW is set at 1MHz for peak emissions measurement above 1GHz and 1MHz RBW, 10Hz VBW for average emissions measure above 1GHz.

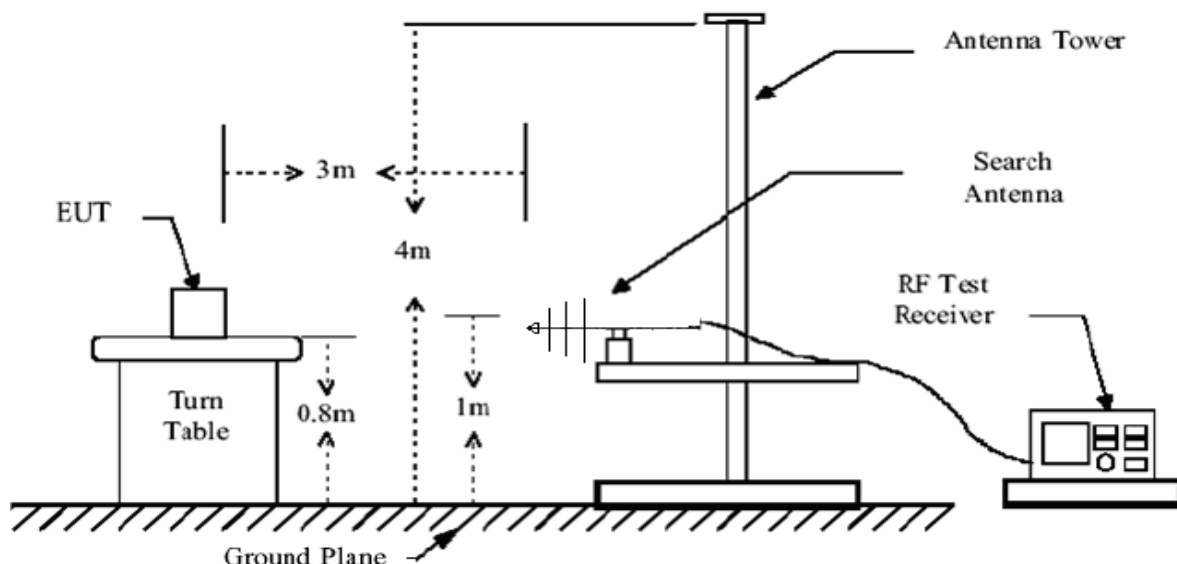
The frequency range from 30MHz to 10<sup>th</sup> harmonic (25GHz) are checked. and no any emissions were found from 18GHz to 25 GHz, So the radiated emissions from 18GHz to 25GHz were not record.

Notes: 1. Emission Level = Antenna Factor + Cable Loss + Meter Reading-Preamp Factor.

2. Measurement Uncertainty:  $\pm 3.6$  dB at a level of confidence of 95%.

3. For emissions above 1GHz, if peak level comply with average limit, then the average level is deemed to comply with average limit.

4. For emissions below 1GHz, pretest for all mode, The test data of the worst case condition(s) was reported on the following pages.



Test Data



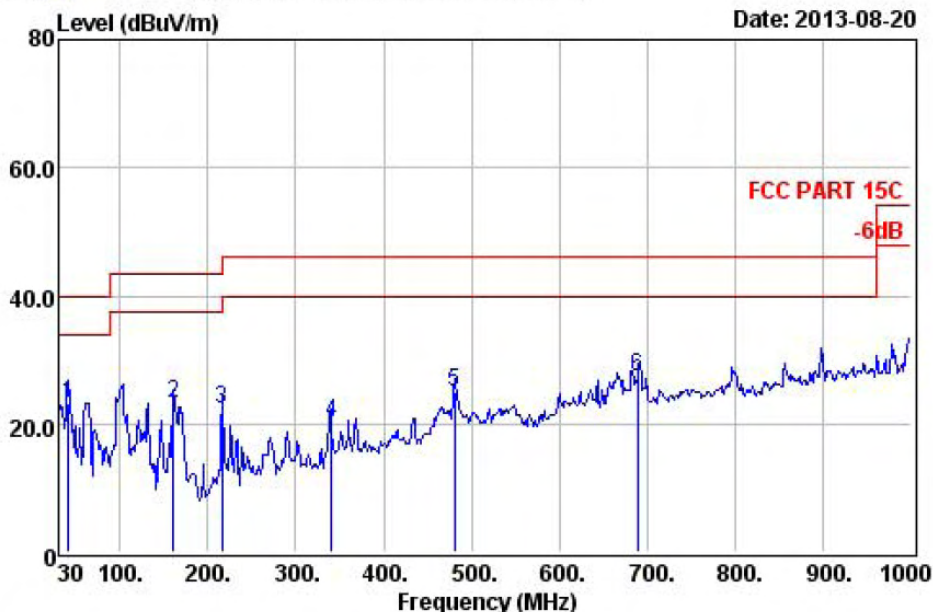
**Keyway  
Testing**

Keyway Testing Technology Co.,Ltd.  
Baishun Industrial Zone,Zhangmutou  
Town,Dongguan,Guangdong,China  
Tel: 0769-87182258  
Fax: 0769-87181058  
Mail: kwtest@keywaytest.com

Data: 76

File: D:\966 data\C\customer.EM6 (102)

Date: 2013-08-20



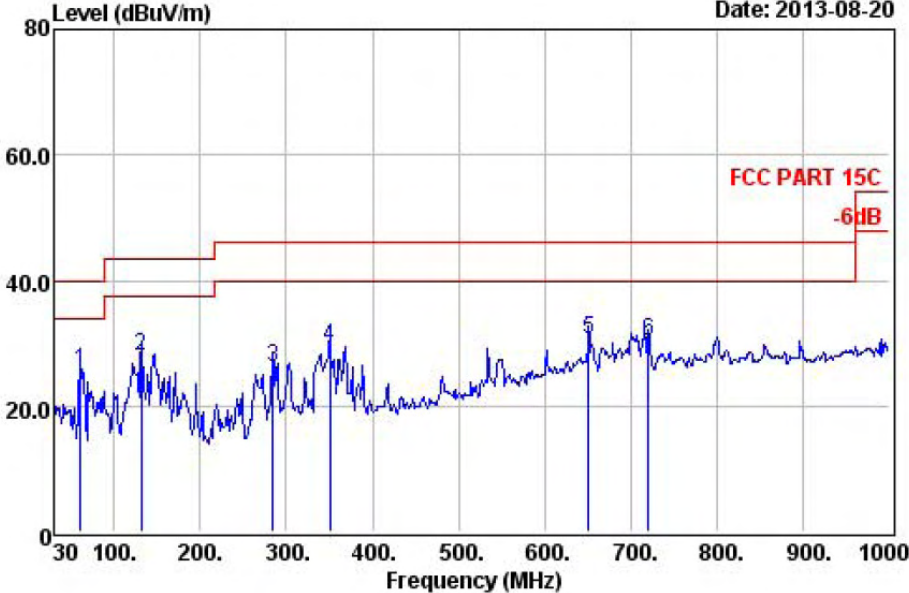
Site : 966 Chamber  
Condition: FCC PART 15C 3m 3142D VERTICAL  
EUT : WIRELESS TRANSMITTER  
M/N : TOP-GS04-T  
Power : DC 5V from PC input AC 120V/60Hz  
Test By : Andy  
Comment : Temp:24.8'C Humi:56% Press:101.52kPa  
Test Mode: WIFI Mode

		Preamp	Read	Cable&Antenna		Limit	Over	
	Freq	Factor	Level	Loss	Factor	Level	Line	Limit
	MHz	dB	dBuV	dB	dB/m	dBuV/m	dBuV/m	dB
1	41.64	31.38	41.93	0.56	12.23	23.34	40.00	-16.66
2	160.95	31.22	43.92	1.30	9.29	23.29	43.50	-20.21
3	216.24	31.02	40.07	1.53	11.78	22.36	46.00	-23.64
4	340.40	30.71	33.78	2.10	15.12	20.29	46.00	-25.71
5	481.05	30.59	34.40	2.77	18.40	24.98	46.00	-21.02
6	689.60	30.71	32.45	3.80	21.94	27.48	46.00	-18.52



Keyway Testing Technology Co., Ltd.  
 Baishun Industrial Zone, Zhangmutou  
 Town, Dongguan, Guangdong, China  
 Tel: 0769-87182258  
 Fax: 0769-87181058  
 Mail: kwtest@keywaytest.com

Data: 77 File: D:\966 data\C\customer.EM6 (102) Date: 2013-08-20



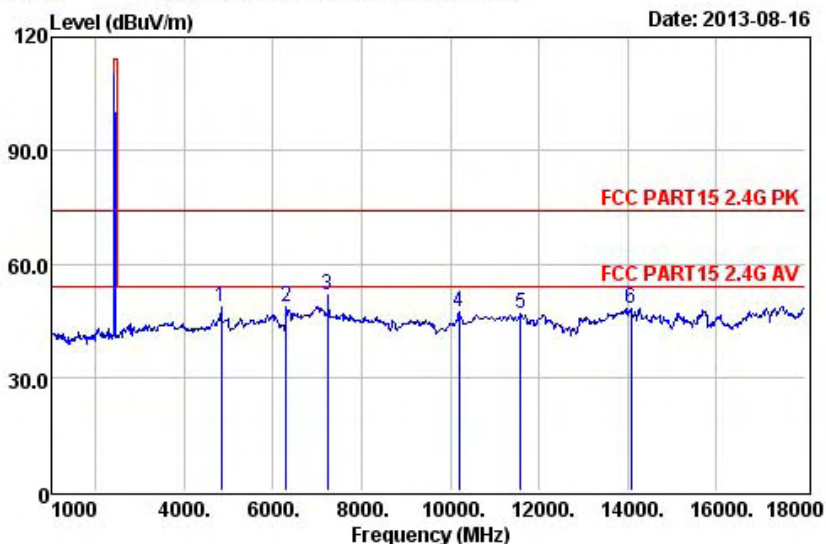
Site : 966 Chamber  
 Condition: FCC PART 15C 3m 3142D HORIZONTAL  
 EUT : WIRELESS TRANSMITTER  
 M/N : TOP-GS04-T  
 Power : DC 5V from PC input AC 120V/60Hz  
 Test By : Andy  
 Comment : Temp:24.8°C Humi:56% Press:101.52kPa  
 Test Mode: WIFI Mode

	Preamp	Read	Cable	Antenna		Limit	Over	
	Freq	Factor	Level	Loss	Factor	Level	Line	Limit
	MHz	dB	dBuV	dB	dB/m	dBuV/m	dBuV/m	dB
1	61.04	31.34	48.81	0.75	7.32	25.54	40.00	-14.46 QP
2	131.85	31.20	49.72	1.12	8.32	27.96	43.50	-15.54 QP
3	284.14	30.94	42.05	1.87	13.29	26.27	46.00	-19.73 QP
4	350.10	30.66	42.37	2.10	15.51	29.32	46.00	-16.68 QP
5	650.80	30.81	36.53	3.58	21.42	30.72	46.00	-15.28 QP
6	720.64	30.65	34.42	3.96	22.48	30.21	46.00	-15.79 QP



Keyway Testing Technology Co.,Ltd.  
 Baishun Industrial Zone,Zhangmutou  
 Town,Dongguan,Guangdong,China  
 Tel: 0769-87182258  
 Fax: 0769-87181058  
 Mail: kwtest@keywaytest.com

Data: 79 File: D:\966 data\C\customer.EM6 (102)



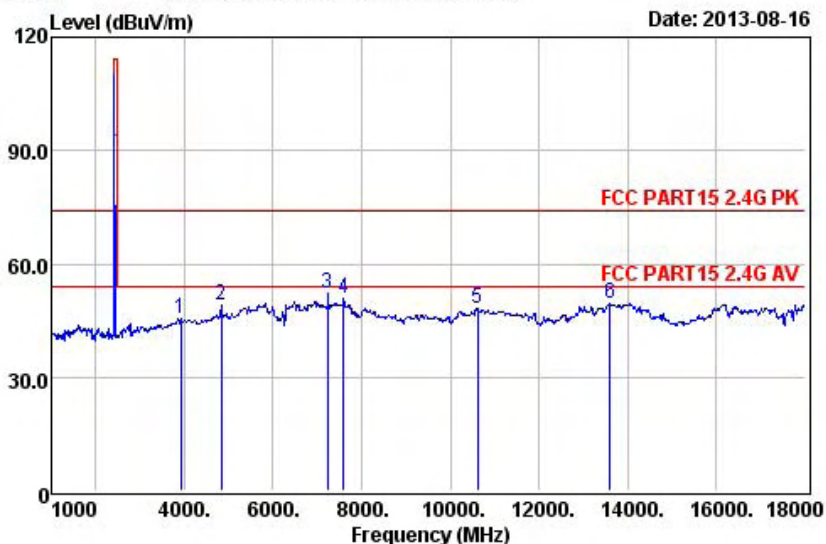
Site : 966 Chamber  
 Condition: FCC PART15 2.4G PK 3m ZN30701 HORIZONTAL  
 EUT : WIRELESS TRANSMITTER  
 M/N : TOP-GS04-T  
 Power : DC 5V from PC input AC 120V/60Hz  
 Test By : Andy  
 Comment : Temp:24.8'C Humi:56% Press:101.52kPa  
 Test Mode: WIFI 802.11b 2412MHz

	Preamp	Read	Cable	Antenna	Limit	Over			
	Freq	Factor	Level	Loss	Factor	Level	Line	Limit	
	MHz		dB	dB	dB/m	dBuV/m	dBuV/m	dB	
1	4824.00		27.50	31.32	12.01	32.99	48.82	74.00	-25.18 Peak
2	6304.00		27.76	24.15	16.60	35.62	48.61	74.00	-25.39 Peak
3	7236.00		27.95	25.84	16.61	37.30	51.80	74.00	-22.20 Peak
4	10197.00		28.82	20.52	17.00	38.72	47.42	74.00	-26.58 Peak
5	11591.00		28.96	18.66	17.29	39.81	46.80	74.00	-27.20 Peak
6	14073.00		29.41	14.91	19.41	43.10	48.01	74.00	-25.99 Peak



Keyway Testing Technology Co.,Ltd.  
 Baishun Industrial Zone,Zhangmutou  
 Town,Dongguan,Guangdong,China  
 Tel: 0769-87182258  
 Fax: 0769-87181058  
 Mail: kwtest@keywaytest.com

Data: 80 File: D:\966 data\C\customer.EM6 (102)



Site : 966 Chamber  
 Condition: FCC PART15 2.4G PK 3m ZN30701 VERTICAL  
 EUT : WIRELESS TRANSMITTER  
 M/N : TOP-GS04-T  
 Power : DC 5V from PC input AC 120V/60Hz  
 Test By : Andy  
 Comment : Temp:24.8'C Humi:56% Press:101.52kPa  
 Test Mode: WIFI 802.11b 2412MHz

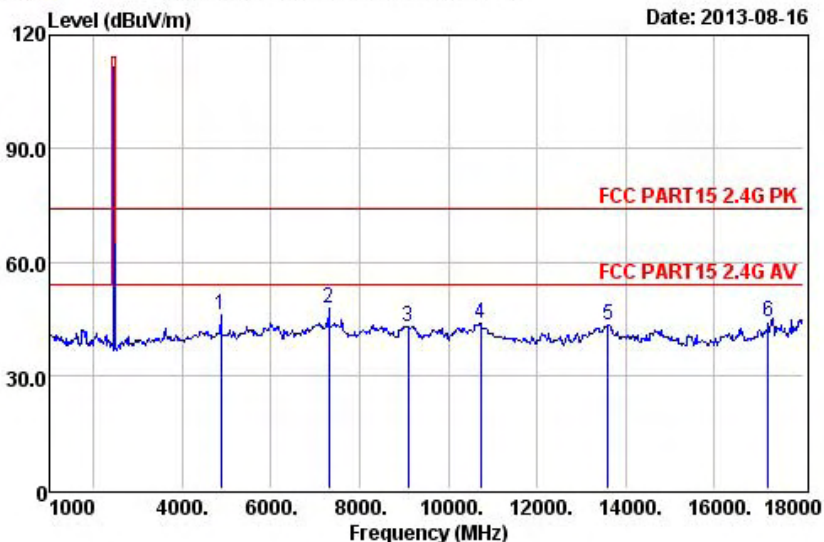
	Preamp	Read	Cable	Antenna	Limit	Over			
	Freq	Factor	Level	Loss	Factor	Level	Line	Limit	Remark
	MHz		dB	dB	dB/m	dBuV/m	dBuV/m	dB	
1	3924.00		26.97	30.93	10.39	31.36	45.71	74.00	-28.29 Peak
2	4824.00		27.50	31.66	12.01	32.99	49.16	74.00	-24.84 Peak
3	7236.00		27.95	26.13	16.61	37.30	52.09	74.00	-21.91 Peak
4	7596.00		28.02	24.90	16.63	37.20	50.71	74.00	-23.29 Peak
5	10605.00		28.86	20.69	17.09	39.26	48.18	74.00	-25.82 Peak
6	13597.00		29.32	16.63	18.89	43.10	49.30	74.00	-24.70 Peak





Keyway Testing Technology Co.,Ltd.  
 Baishun Industrial Zone,Zhangmutou  
 Town,Dongguan,Guangdong,China  
 Tel: 0769-87182258  
 Fax: 0769-87181058  
 Mail: kwtest@keywaytest.com

Data: 81 File: D:\966 data\C\customer.EM6 (102)



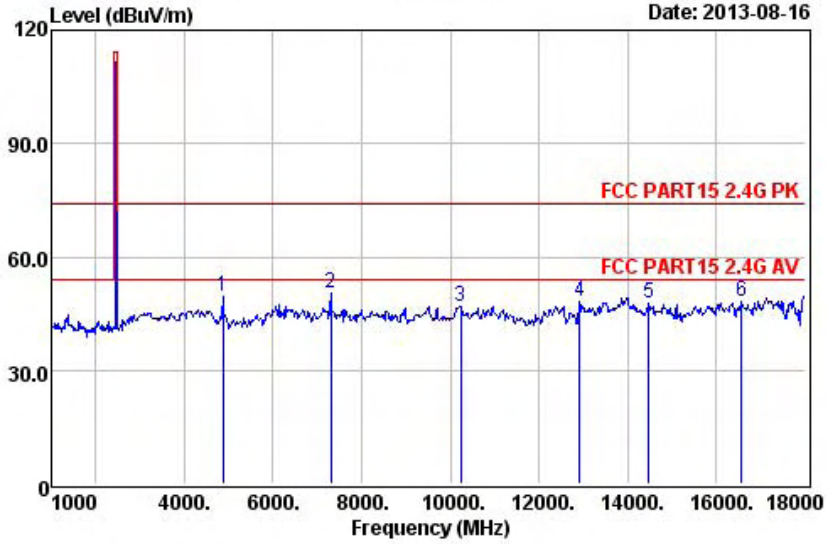
Site : 966 Chamber  
 Condition: FCC PART15 2.4G PK 3m ZN30701 VERTICAL  
 EUT : WIRELESS TRANSMITTER  
 M/N : TOP-GS04-T  
 Power : DC 5V from PC input AC 120V/60Hz  
 Test By : Andy  
 Comment : Temp:24.8'C Humi:56% Press:101.52kPa  
 Test Mode: WIFI 802.11b 2437MHz

	Preamp	Read	Cable	Antenna	Limit	Over			
	Freq	Factor	Level	Loss	Factor	Level	Line	Limit	Remark
	MHz		dB	dB	dB/m	dBuV/m	dBuV/m	dB	
1	4874.00		27.53	28.42	12.14	33.11	46.14	74.00	-27.86 Peak
2	7311.00		27.96	21.85	16.62	37.32	47.83	74.00	-26.17 Peak
3	9092.00		28.43	17.06	16.89	37.50	43.02	74.00	-30.98 Peak
4	10724.00		28.87	16.17	17.11	39.33	43.74	74.00	-30.26 Peak
5	13597.00		29.32	10.63	18.89	43.10	43.30	74.00	-30.70 Peak
6	17218.00		30.19	7.92	21.54	44.95	44.22	74.00	-29.78 Peak



Keyway Testing Technology Co.,Ltd.  
 Baishun Industrial Zone,Zhangmutou  
 Town,Dongguan,Guangdong,China  
 Tel: 0769-87182258  
 Fax: 0769-87181058  
 Mail: kwtest@keywaytest.com

Data: 82 File: D:\966 data\C\customer.EM6 (102)



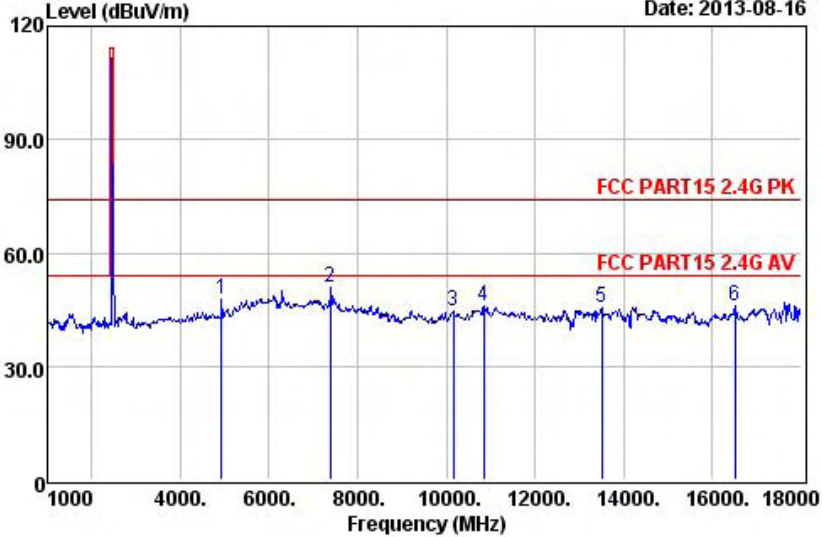
Site : 966 Chamber  
 Condition: FCC PART15 2.4G PK 3m ZN30701 HORIZONTAL  
 EUT : WIRELESS TRANSMITTER  
 M/N : TOP-GS04-T  
 Power : DC 5V from PC input AC 120V/60Hz  
 Test By : Andy  
 Comment : Temp:24.8'C Humi:56% Press:101.52kPa  
 Test Mode: WIFI 802.11b 2437MHz

	Preamp	Read	Cable	Antenna	Limit	Over				
	Freq	Factor	Level	Loss	Factor	Level	Line	Limit		
	MHz		dB	dB	dB/m	dBuV/m	dBuV/m	dB		
1	4874.00		27.53	31.83	12.14	33.11	49.55	74.00	-24.45	Peak
2	7311.00		27.96	24.22	16.62	37.32	50.20	74.00	-23.80	Peak
3	10231.00		28.82	20.10	17.01	38.77	47.06	74.00	-26.94	Peak
4	12917.00		29.18	18.60	18.14	40.50	48.06	74.00	-25.94	Peak
5	14481.00		29.47	16.91	19.67	40.70	47.81	74.00	-26.19	Peak
6	16572.00		29.93	13.41	21.03	43.57	48.08	74.00	-25.92	Peak



Keyway Testing Technology Co.,Ltd.  
 Baishun Industrial Zone,Zhangmutou  
 Town,Dongguan,Guangdong,China  
 Tel: 0769-87182258  
 Fax: 0769-87181058  
 Mail: kwtest@keywaytest.com

Data: 83 File: D:\966 data\C\customer.EM6 (102) Date: 2013-08-16



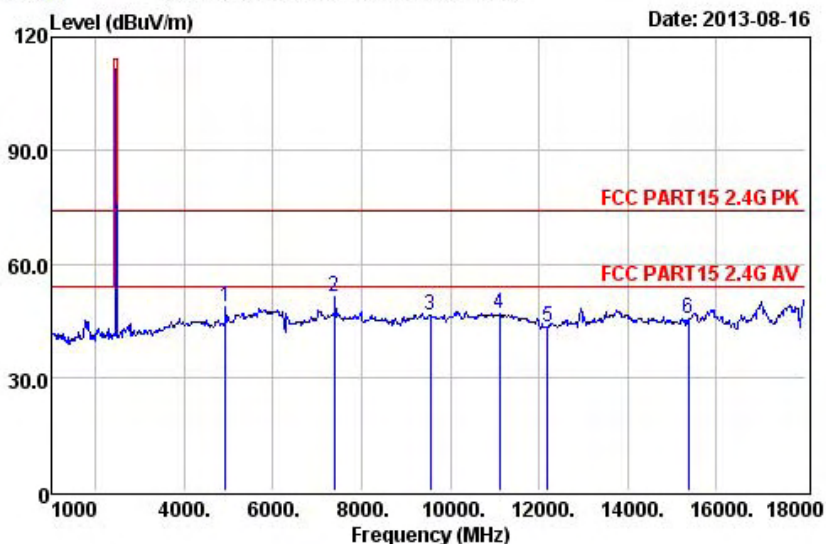
Site : 966 Chamber  
 Condition: FCC PART15 2.4G PK 3m ZN30701 HORIZONTAL  
 EUT : WIRELESS TRANSMITTER  
 M/N : TOP-GS04-T  
 Power : DC 5V from PC input AC 120V/60Hz  
 Test By : Andy  
 Comment : Temp:24.8'C Humi:56% Press:101.52kPa  
 Test Mode: WIFI 802.11b 2462MHz

	Preamp	Read	Cable	Antenna	Limit	Over			
	Freq	Factor	Level	Loss	Factor	Level	Line	Limit	Remark
	MHz		dB	dB	dB/m	dBuV/m	dBuV/m	dB	
1	4924.00		27.56	29.77	12.28	33.23	47.72	74.00	-26.28 Peak
2	7386.00		27.98	25.01	16.62	37.36	51.01	74.00	-22.99 Peak
3	10163.00		28.82	17.55	17.00	38.67	44.40	74.00	-29.60 Peak
4	10843.00		28.88	18.41	17.13	39.41	46.07	74.00	-27.93 Peak
5	13495.00		29.30	12.88	18.77	43.00	45.35	74.00	-28.65 Peak
6	16504.00		29.90	11.39	20.98	43.40	45.87	74.00	-28.13 Peak



Keyway Testing Technology Co.,Ltd.  
 Baishun Industrial Zone,Zhangmutou  
 Town,Dongguan,Guangdong,China  
 Tel: 0769-87182258  
 Fax: 0769-87181058  
 Mail: kwtest@keywaytest.com

Data: 84 File: D:\966 data\C\customer.EM6 (102)



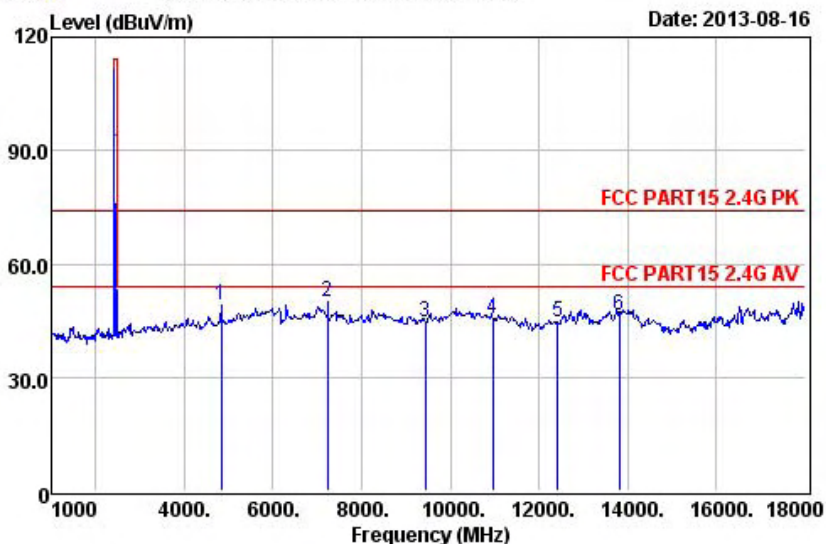
Site : 966 Chamber  
 Condition: FCC PART15 2.4G PK 3m ZN30701 VERTICAL  
 EUT : WIRELESS TRANSMITTER  
 M/N : TOP-GS04-T  
 Power : DC 5V from PC input AC 120V/60Hz  
 Test By : Andy  
 Comment : Temp:24.8'C Humi:56% Press:101.52kPa  
 Test Mode: WIFI 802.11b 2462MHz

	Preamp	Read	Cable	Antenna	Limit	Over			
	Freq	Factor	Level	Loss	Factor	Level	Line	Limit	Remark
	MHz		dB	dB	dB/m	dBuV/m	dBuV/m	dB	
1	4924.00		27.56	30.79	12.28	33.23	48.74	74.00	-25.26 Peak
2	7386.00		27.98	25.32	16.62	37.36	51.32	74.00	-22.68 Peak
3	9551.00		28.62	19.90	16.93	38.04	46.25	74.00	-27.75 Peak
4	11115.00		28.91	18.79	17.19	39.59	46.66	74.00	-27.34 Peak
5	12186.00		29.04	15.26	17.53	39.44	43.19	74.00	-30.81 Peak
6	15365.00		29.61	16.51	20.23	38.43	45.56	74.00	-28.44 Peak



Keyway Testing Technology Co.,Ltd.  
 Baishun Industrial Zone,Zhangmutou  
 Town,Dongguan,Guangdong,China  
 Tel: 0769-87182258  
 Fax: 0769-87181058  
 Mail: kwtest@keywaytest.com

Data: 85 File: D:\966 data\C\customer.EM6 (102)



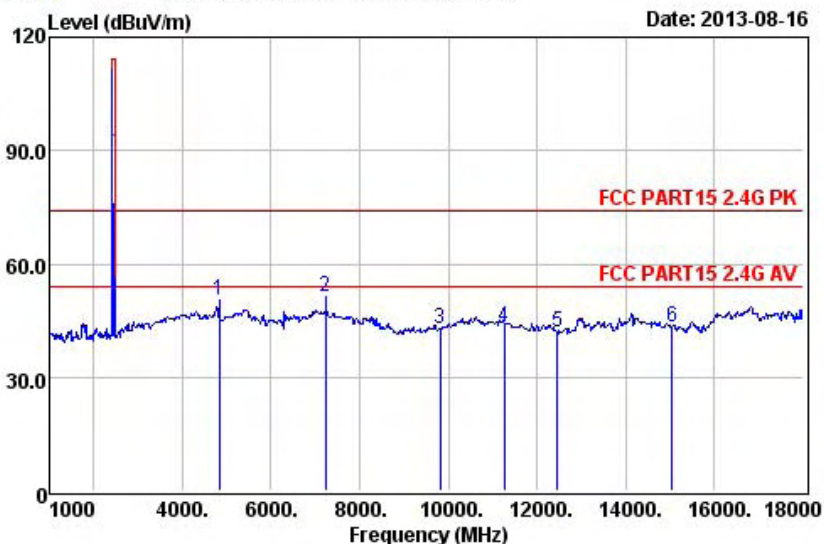
Site : 966 Chamber  
 Condition: FCC PART15 2.4G PK 3m ZN30701 VERTICAL  
 EUT : WIRELESS TRANSMITTER  
 M/N : TOP-GS04-T  
 Power : DC 5V from PC input AC 120V/60Hz  
 Test By : Andy  
 Comment : Temp:24.8'C Humi:56% Press:101.52kPa  
 Test Mode: WIFI 802.11g 2412MHz

	Preamp	Read	Cable	Antenna	Limit	Over			
	Freq	Factor	Level	Loss	Factor	Level	Line	Limit	
	MHz		dB	dB	dB/m	dBuV/m	dBuV/m	dB	
1	4824.00		27.50	31.49	12.01	32.99	48.99	74.00	-25.01 Peak
2	7236.00		27.95	24.08	16.61	37.30	50.04	74.00	-23.96 Peak
3	9432.00		28.57	18.45	16.91	37.92	44.71	74.00	-29.29 Peak
4	10962.00		28.90	17.89	17.16	39.48	45.63	74.00	-28.37 Peak
5	12424.00		29.08	16.62	17.73	39.49	44.76	74.00	-29.24 Peak
6	13801.00		29.36	13.49	19.12	43.30	46.55	74.00	-27.45 Peak



Keyway Testing Technology Co.,Ltd.  
 Baishun Industrial Zone,Zhangmutou  
 Town,Dongguan,Guangdong,China  
 Tel: 0769-87182258  
 Fax: 0769-87181058  
 Mail: kwtest@keywaytest.com

Data: 86 File: D:\966 data\C\customer.EM6 (102)



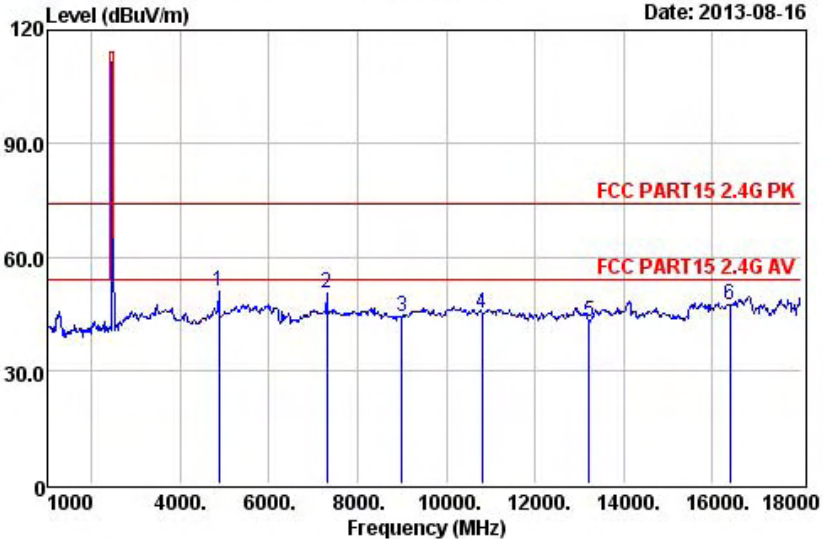
Site : 966 Chamber  
 Condition: FCC PART15 2.4G PK 3m ZN30701 HORIZONTAL  
 EUT : WIRELESS TRANSMITTER  
 M/N : TOP-GS04-T  
 Power : DC 5V from PC input AC 120V/60Hz  
 Test By : Andy  
 Comment : Temp:24.8'C Humi:56% Press:101.52kPa  
 Test Mode: WIFI 802.11g 2412MHz

	Preamp	Read	Cable	Antenna	Limit	Over				
	Freq	Factor	Level	Loss	Factor	Level	Line	Limit		
	MHz		dB	dB	dB/m	dBuV/m	dBuV/m	dB		
1	4824.00		27.50	33.02	12.01	32.99	50.52	74.00	-23.48	Peak
2	7236.00		27.95	25.46	16.61	37.30	51.42	74.00	-22.58	Peak
3	9806.00		28.72	16.35	16.95	38.25	42.83	74.00	-31.17	Peak
4	11268.00		28.93	15.44	17.22	39.71	43.44	74.00	-30.56	Peak
5	12458.00		29.09	13.93	17.76	39.49	42.09	74.00	-31.91	Peak
6	15042.00		29.56	14.44	20.02	38.49	43.39	74.00	-30.61	Peak



Keyway Testing Technology Co.,Ltd.  
 Baishun Industrial Zone,Zhangmutou  
 Town,Dongguan,Guangdong,China  
 Tel: 0769-87182258  
 Fax: 0769-87181058  
 Mail: kwtest@keywaytest.com

Data: 87 File: D:\966 data\C\customer.EM6 (102)



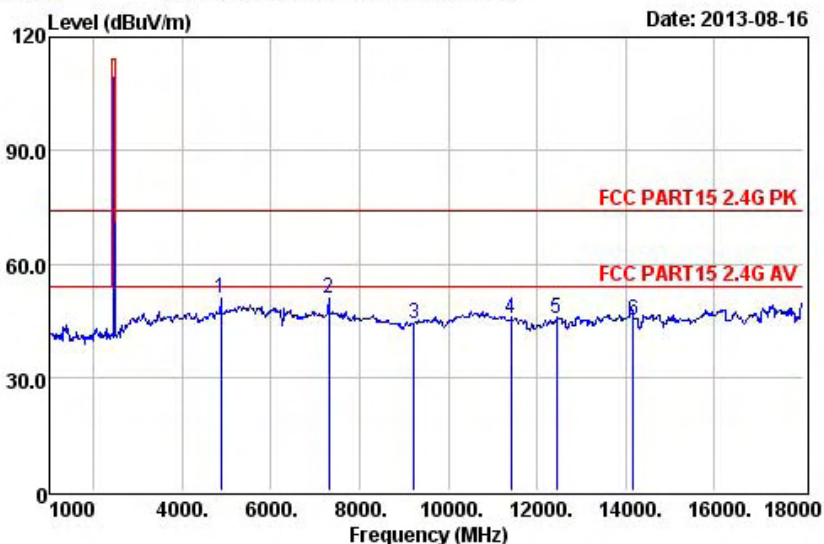
Site : 966 Chamber  
 Condition: FCC PART15 2.4G PK 3m ZN30701 HORIZONTAL  
 EUT : WIRELESS TRANSMITTER  
 M/N : TOP-GS04-T  
 Power : DC 5V from PC input AC 120V/60Hz  
 Test By : Andy  
 Comment : Temp:24.8'C Humi:56% Press:101.52kPa  
 Test Mode: WIFI 802.11g 2437MHz

	Preamp	Read	Cable	Antenna	Limit	Over				
	Freq	Factor	Level	Loss	Factor	Level	Line	Limit		
	MHz		dB	dB	dB/m	dBuV/m	dBuV/m	dB		
1	4874.00		27.53	33.21	12.14	33.11	50.93	74.00	-23.07	Peak
2	7311.00		27.96	24.39	16.62	37.32	50.37	74.00	-23.63	Peak
3	8990.00		28.39	18.36	16.88	37.38	44.23	74.00	-29.77	Peak
4	10809.00		28.88	17.35	17.13	39.39	44.99	74.00	-29.01	Peak
5	13223.00		29.24	11.66	18.46	41.73	42.61	74.00	-31.39	Peak
6	16385.00		29.86	13.35	20.90	42.68	47.07	74.00	-26.93	Peak



Keyway Testing Technology Co.,Ltd.  
 Baishun Industrial Zone,Zhangmutou  
 Town,Dongguan,Guangdong,China  
 Tel: 0769-87182258  
 Fax: 0769-87181058  
 Mail: kwtest@keywaytest.com

Data: 88 File: D:\966 data\C\customer.EM6 (102)



Site : 966 Chamber  
 Condition: FCC PART15 2.4G PK 3m ZN30701 VERTICAL  
 EUT : WIRELESS TRANSMITTER  
 M/N : TOP-GS04-T  
 Power : DC 5V from PC input AC 120V/60Hz  
 Test By : Andy  
 Comment : Temp:24.8'C Humi:56% Press:101.52kPa  
 Test Mode: WIFI 802.11g 2437MHz

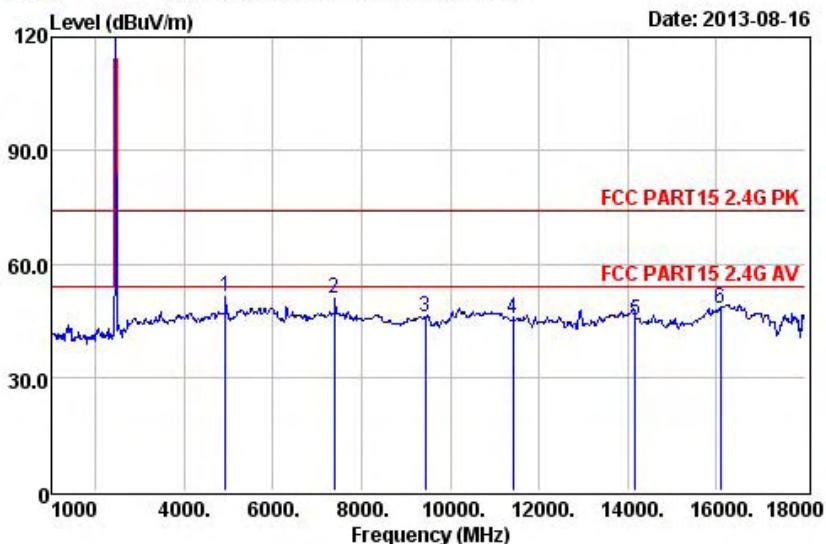
	Preamp	Read	Cable	Antenna	Limit	Over			
	Freq	Factor	Level	Loss	Factor	Level	Line	Limit	Remark
	MHz		dB	dB	dB/m	dBuV/m	dBuV/m	dB	
1	4874.00		27.53	33.20	12.14	33.11	50.92	74.00	-23.08 Peak
2	7311.00		27.96	24.82	16.62	37.32	50.80	74.00	-23.20 Peak
3	9228.00		28.49	18.27	16.90	37.67	44.35	74.00	-29.65 Peak
4	11404.00		28.94	17.38	17.25	39.82	45.51	74.00	-28.49 Peak
5	12441.00		29.09	17.25	17.74	39.49	45.39	74.00	-28.61 Peak
6	14175.00		29.43	12.73	19.47	42.50	45.27	74.00	-28.73 Peak





Keyway Testing Technology Co.,Ltd.  
 Baishun Industrial Zone,Zhangmutou  
 Town,Dongguan,Guangdong,China  
 Tel: 0769-87182258  
 Fax: 0769-87181058  
 Mail: kwtest@keywaytest.com

Data: 89 File: D:\966 data\C\customer.EM6 (102)



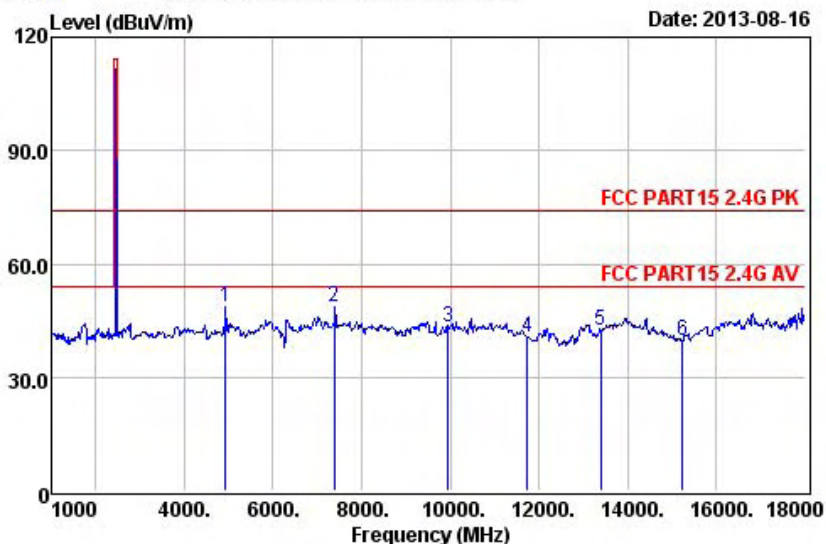
Site : 966 Chamber  
 Condition: FCC PART15 2.4G PK 3m ZN30701 VERTICAL  
 EUT : WIRELESS TRANSMITTER  
 M/N : TOP-GS04-T  
 Power : DC 5V from PC input AC 120V/60Hz  
 Test By : Andy  
 Comment : Temp:24.8'C Humi:56% Press:101.52kPa  
 Test Mode: WIFI 802.11g 2462MHz

	Preamp	Read	Cable	Antenna	Limit	Over				
	Freq	Factor	Level	Loss	Factor	Level	Line	Limit		
	MHz		dB	dB	dB/m	dBuV/m	dBuV/m	dB		
1	4924.00		27.56	33.23	12.28	33.23	51.18	74.00	-22.82	Peak
2	7386.00		27.98	25.06	16.62	37.36	51.06	74.00	-22.94	Peak
3	9432.00		28.57	19.67	16.91	37.92	45.93	74.00	-28.07	Peak
4	11404.00		28.94	17.38	17.25	39.82	45.51	74.00	-28.49	Peak
5	14175.00		29.43	12.73	19.47	42.50	45.27	74.00	-28.73	Peak
6	16096.00		29.74	16.49	20.70	40.92	48.37	74.00	-25.63	Peak



Keyway Testing Technology Co.,Ltd.  
 Baishun Industrial Zone,Zhangmutou  
 Town,Dongguan,Guangdong,China  
 Tel: 0769-87182258  
 Fax: 0769-87181058  
 Mail: kwtest@keywaytest.com

Data: 90 File: D:\966 data\C\customer.EM6 (102)



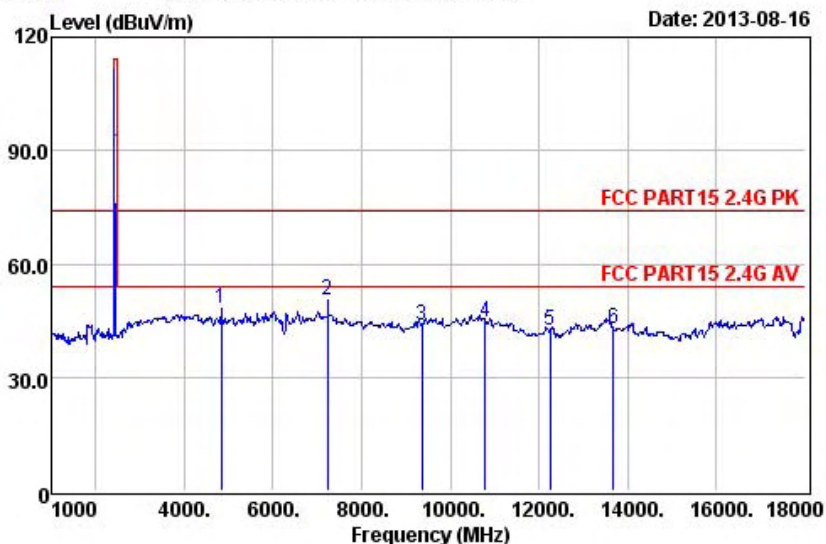
Site : 966 Chamber  
 Condition: FCC PART15 2.4G PK 3m ZN30701 HORIZONTAL  
 EUT : WIRELESS TRANSMITTER  
 M/N : TOP-GS04-T  
 Power : DC 5V from PC input AC 120V/60Hz  
 Test By : Andy  
 Comment : Temp:24.8'C Humi:56% Press:101.52kPa  
 Test Mode: WIFI 802.11g 2462MHz

	Preamp	Read	Cable	Antenna	Limit	Over			
	Freq	Factor	Level	Loss	Factor	Level	Line	Limit	Remark
	MHz		dB	dB	dB/m	dBuV/m	dBuV/m	dB	
1	4924.00		27.56	30.52	12.28	33.23	48.47	74.00	-25.53 Peak
2	7386.00		27.98	22.69	16.62	37.36	48.69	74.00	-25.31 Peak
3	9942.00		28.78	16.72	16.96	38.36	43.26	74.00	-30.74 Peak
4	11727.00		28.97	12.38	17.31	39.68	40.40	74.00	-33.60 Peak
5	13393.00		29.28	10.41	18.67	42.52	42.32	74.00	-31.68 Peak
6	15229.00		29.58	10.75	20.15	38.46	39.78	74.00	-34.22 Peak



Keyway Testing Technology Co.,Ltd.  
 Baishun Industrial Zone,Zhangmutou  
 Town,Dongguan,Guangdong,China  
 Tel: 0769-87182258  
 Fax: 0769-87181058  
 Mail: kwtest@keywaytest.com

Data: 91 File: D:\966 data\C\customer.EM6 (102)



Date: 2013-08-16

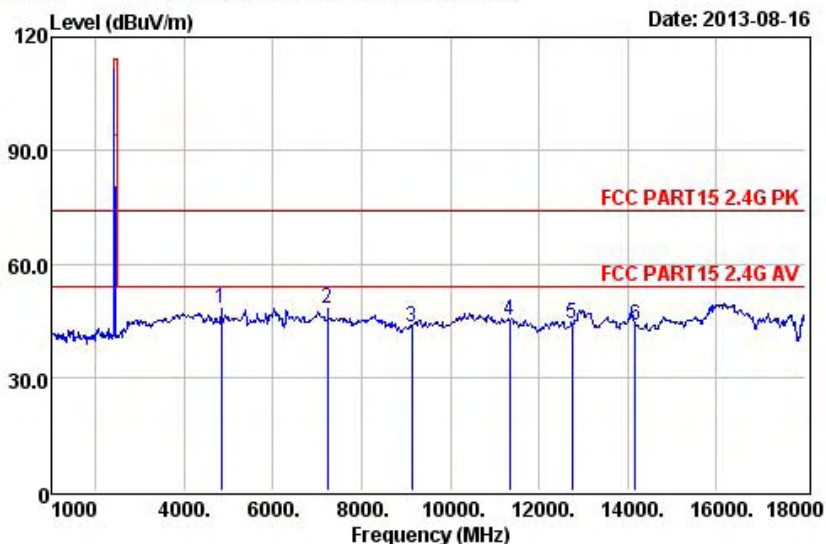
Site : 966 Chamber  
 Condition: FCC PART15 2.4G PK 3m ZN30701 HORIZONTAL  
 EUT : WIRELESS TRANSMITTER  
 M/N : TOP-GS04-T  
 Power : DC 5V from PC input AC 120V/60Hz  
 Test By : Andy  
 Comment : Temp:24.8'C Humi:56% Press:101.52kPa  
 Test Mode: WIFI 802.11n(HT20) 2412MHz

	Preamp	Read	Cable	Antenna	Limit	Over			
	Freq	Factor	Level	Loss	Factor	Level	Line	Limit	Remark
	MHz		dB	dB	dB/m	dBuV/m	dBuV/m	dB	
1	4824.00		27.50	30.65	12.01	32.99	48.15	74.00	-25.85 Peak
2	7236.00		27.95	24.32	16.61	37.30	50.28	74.00	-23.72 Peak
3	9364.00		28.54	17.67	16.91	37.83	43.87	74.00	-30.13 Peak
4	10792.00		28.88	17.21	17.12	39.38	44.83	74.00	-29.17 Peak
5	12254.00		29.05	14.20	17.58	39.45	42.18	74.00	-31.82 Peak
6	13682.00		29.34	9.87	19.00	43.18	42.71	74.00	-31.29 Peak



Keyway Testing Technology Co.,Ltd.  
 Baishun Industrial Zone,Zhangmutou  
 Town,Dongguan,Guangdong,China  
 Tel: 0769-87182258  
 Fax: 0769-87181058  
 Mail: kwtest@keywaytest.com

Data: 92 File: D:\966 data\C\customer.EM6 (102)



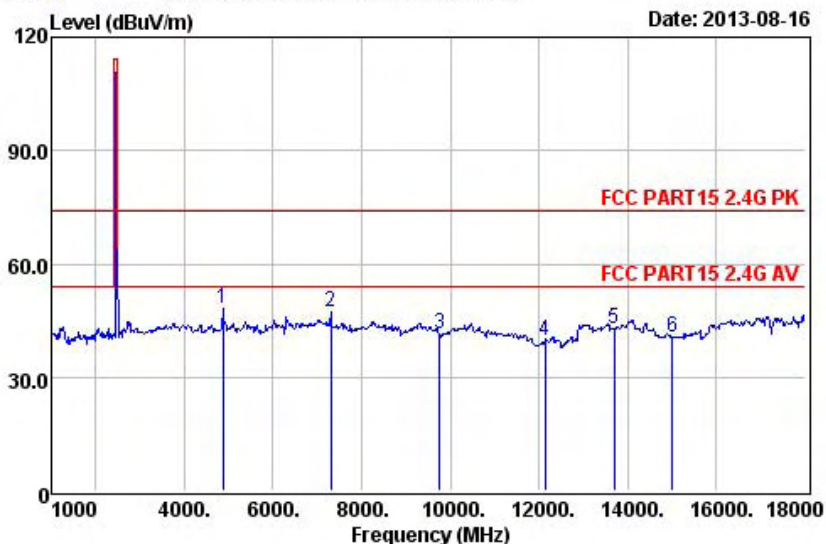
Site : 966 Chamber  
 Condition: FCC PART15 2.4G PK 3m ZN30701 VERTICAL  
 EUT : WIRELESS TRANSMITTER  
 M/N : TOP-GS04-T  
 Power : DC 5V from PC input AC 120V/60Hz  
 Test By : Andy  
 Comment : Temp:24.8'C Humi:56% Press:101.52kPa  
 Test Mode: WIFI 802.11n(HT20) 2412MHz

	Preamp	Read	Cable	Antenna	Limit	Over			
	Freq	Factor	Level	Loss	Factor	Level	Line	Limit	Remark
	MHz		dB	dB	dB/m	dBuV/m	dBuV/m	dB	
1	4824.00		27.50	30.82	12.01	32.99	48.32	74.00	-25.68 Peak
2	7236.00		27.95	22.35	16.61	37.30	48.31	74.00	-25.69 Peak
3	9126.00		28.45	17.35	16.89	37.54	43.33	74.00	-30.67 Peak
4	11336.00		28.93	17.14	17.23	39.77	45.21	74.00	-28.79 Peak
5	12747.00		29.15	15.20	18.00	40.10	44.15	74.00	-29.85 Peak
6	14175.00		29.43	11.20	19.47	42.50	43.74	74.00	-30.26 Peak



Keyway Testing Technology Co.,Ltd.  
 Baishun Industrial Zone,Zhangmutou  
 Town,Dongguan,Guangdong,China  
 Tel: 0769-87182258  
 Fax: 0769-87181058  
 Mail: kwtest@keywaytest.com

Data: 93 File: D:\966 data\C\customer.EM6 (102)



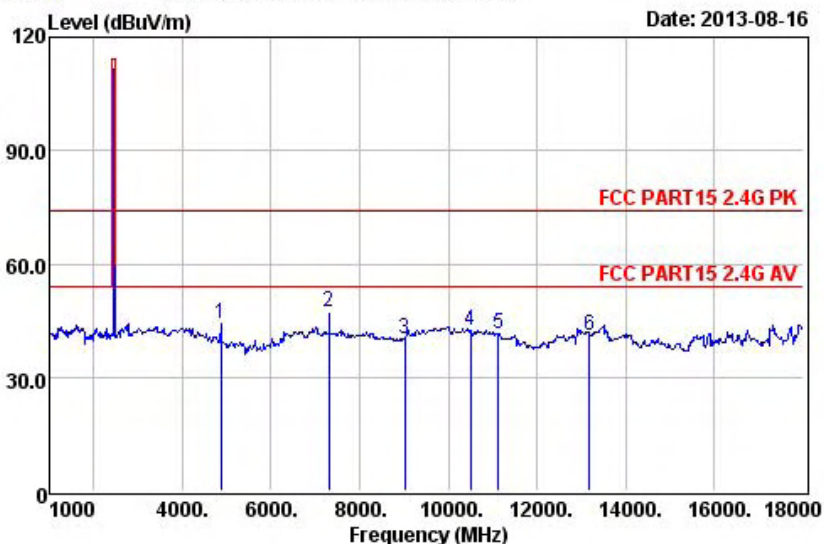
Site : 966 Chamber  
 Condition: FCC PART15 2.4G PK 3m ZN30701 VERTICAL  
 EUT : WIRELESS TRANSMITTER  
 M/N : TOP-GS04-T  
 Power : DC 5V from PC input AC 120V/60Hz  
 Test By : Andy  
 Comment : Temp:24.8'C Humi:56% Press:101.52kPa  
 Test Mode: WIFI 802.11n(HT20) 2437MHz

	Preamp	Read	Cable	Antenna	Limit	Over			
	Freq	Factor	Level	Loss	Factor	Level	Line	Limit	Remark
	MHz		dB	dB	dB/m	dBuV/m	dBuV/m	dB	
1	4874.00		27.53	30.45	12.14	33.11	48.17	74.00	-25.83 Peak
2	7311.00		27.96	21.41	16.62	37.32	47.39	74.00	-26.61 Peak
3	9755.00		28.70	15.15	16.94	38.21	41.60	74.00	-32.40 Peak
4	12135.00		29.03	11.77	17.49	39.43	39.66	74.00	-34.34 Peak
5	13699.00		29.34	9.89	19.02	43.20	42.77	74.00	-31.23 Peak
6	15008.00		29.55	11.65	20.01	38.50	40.61	74.00	-33.39 Peak



Keyway Testing Technology Co.,Ltd.  
 Baishun Industrial Zone,Zhangmutou  
 Town,Dongguan,Guangdong,China  
 Tel: 0769-87182258  
 Fax: 0769-87181058  
 Mail: kwtest@keywaytest.com

Data: 94 File: D:\966 data\C\customer.EM6 (102)



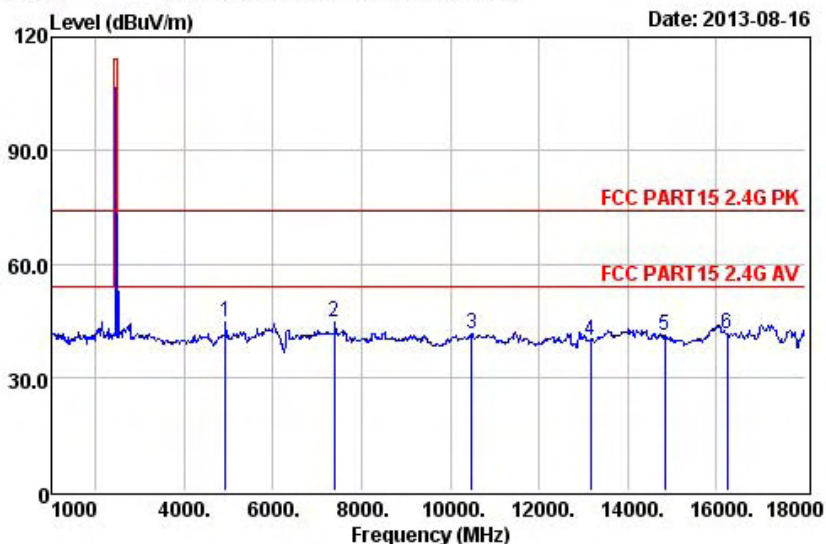
Site : 966 Chamber  
 Condition: FCC PART15 2.4G PK 3m ZN30701 HORIZONTAL  
 EUT : WIRELESS TRANSMITTER  
 M/N : TOP-GS04-T  
 Power : DC 5V from PC input AC 120V/60Hz  
 Test By : Andy  
 Comment : Temp:24.8'C Humi:56% Press:101.52kPa  
 Test Mode: WIFI 802.11n(HT20) 2437MHz

	Preamp	Read	Cable	Antenna	Limit	Over			
	Freq	Factor	Level	Loss	Factor	Level	Line	Limit	Remark
	MHz		dB	dB	dB/m	dBuV/m	dBuV/m	dB	
1	4874.00		27.53	26.45	12.14	33.11	44.17	74.00	-29.83 Peak
2	7311.00		27.96	21.41	16.62	37.32	47.39	74.00	-26.61 Peak
3	9024.00		28.41	14.33	16.88	37.42	40.22	74.00	-33.78 Peak
4	10503.00		28.85	14.91	17.07	39.20	42.33	74.00	-31.67 Peak
5	11132.00		28.91	13.67	17.19	39.61	41.56	74.00	-32.44 Peak
6	13172.00		29.23	10.27	18.40	41.49	40.93	74.00	-33.07 Peak



Keyway Testing Technology Co.,Ltd.  
 Baishun Industrial Zone,Zhangmutou  
 Town,Dongguan,Guangdong,China  
 Tel: 0769-87182258  
 Fax: 0769-87181058  
 Mail: kwtest@keywaytest.com

Data: 95 File: D:\966 data\C\customer.EM6 (102)



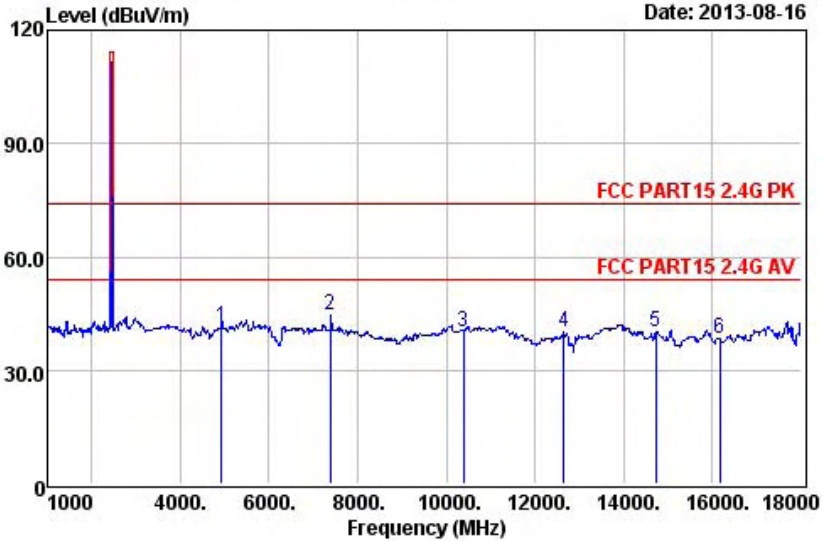
Site : 966 Chamber  
 Condition: FCC PART15 2.4G PK 3m ZN30701 HORIZONTAL  
 EUT : WIRELESS TRANSMITTER  
 M/N : TOP-GS04-T  
 Power : DC 5V from PC input AC 120V/60Hz  
 Test By : Andy  
 Comment : Temp:24.8'C Humi:56% Press:101.52kPa  
 Test Mode: WIFI 802.11n(HT20) 2462MHz

	Preamp	Read	Cable	Antenna	Limit	Over			
	Freq	Factor	Level	Loss	Factor	Level	Line	Limit	Remark
	MHz		dB	dB	dB/m	dBuV/m	dBuV/m	dB	
1	4924.00		27.56	26.52	12.28	33.23	44.47	74.00	-29.53 Peak
2	7386.00		27.98	18.54	16.62	37.36	44.54	74.00	-29.46 Peak
3	10486.00		28.85	13.96	17.06	39.17	41.34	74.00	-32.66 Peak
4	13155.00		29.23	9.24	18.40	41.41	39.82	74.00	-34.18 Peak
5	14838.00		29.53	11.34	19.89	39.20	40.90	74.00	-33.10 Peak
6	16249.00		29.80	8.73	20.81	41.85	41.59	74.00	-32.41 Peak



Keyway Testing Technology Co.,Ltd.  
 Baishun Industrial Zone,Zhangmutou  
 Town,Dongguan,Guangdong,China  
 Tel: 0769-87182258  
 Fax: 0769-87181058  
 Mail: kwtest@keywaytest.com

Data: 96 File: D:\966 data\C\customer.EM6 (102)



Site : 966 Chamber  
 Condition: FCC PART15 2.4G PK 3m ZN30701 VERTICAL  
 EUT : WIRELESS TRANSMITTER  
 M/N : TOP-GS04-T  
 Power : DC 5V from PC input AC 120V/60Hz  
 Test By : Andy  
 Comment : Temp:24.8'C Humi:56% Press:101.52kPa  
 Test Mode: WIFI 802.11n(HT20) 2462MHz

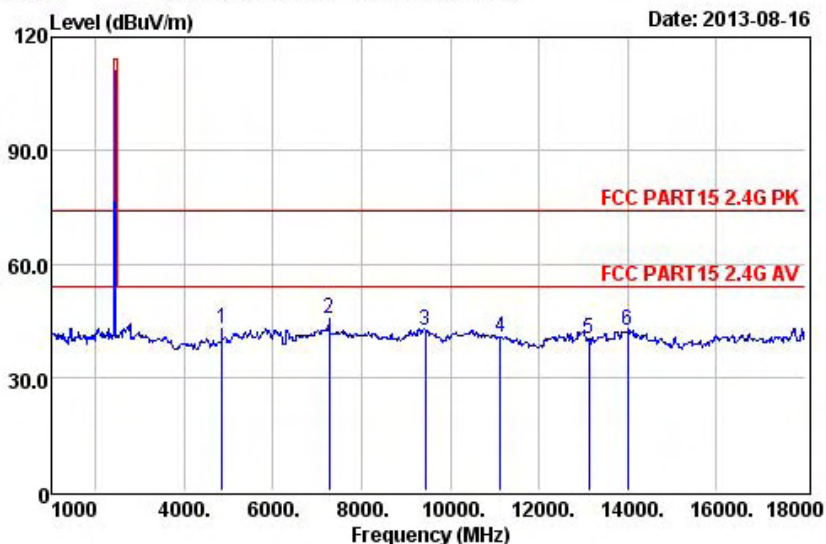
	Preamp	Read	Cable	Antenna	Limit	Over			
	Freq	Factor	Level	Loss	Factor	Level	Line	Limit	Remark
	MHz		dB	dB	dB/m	dBuV/m	dBuV/m	dB	
1	4924.00		27.56	23.52	12.28	33.23	41.47	74.00	-32.53 Peak
2	7386.00		27.98	18.54	16.62	37.36	44.54	74.00	-29.46 Peak
3	10384.00		28.84	13.08	17.04	39.01	40.29	74.00	-33.71 Peak
4	12645.00		29.13	11.65	17.91	39.86	40.29	74.00	-33.71 Peak
5	14719.00		29.51	10.31	19.83	39.69	40.32	74.00	-33.68 Peak
6	16164.00		29.77	6.01	20.75	41.33	38.32	74.00	-35.68 Peak





Keyway Testing Technology Co.,Ltd.  
 Baishun Industrial Zone,Zhangmutou  
 Town,Dongguan,Guangdong,China  
 Tel: 0769-87182258  
 Fax: 0769-87181058  
 Mail: kwtest@keywaytest.com

Data: 97 File: D:\966 data\C\customer.EM6 (102)



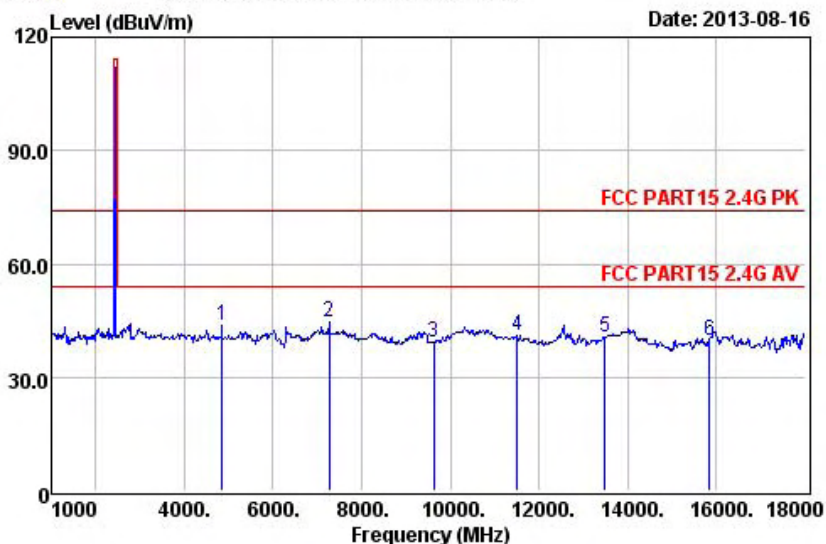
Site : 966 Chamber  
 Condition: FCC PART15 2.4G PK 3m ZN30701 VERTICAL  
 EUT : WIRELESS TRANSMITTER  
 M/N : TOP-GS04-T  
 Power : DC 5V from PC input AC 120V/60Hz  
 Test By : Andy  
 Comment : Temp:24.8'C Humi:56% Press:101.52kPa  
 Test Mode: WIFI 802.11n(HT40) 2422MHz

	Preamp	Read	Cable	Antenna	Limit	Over			
	Freq	Factor	Level	Loss	Factor	Level	Line	Limit	Remark
	MHz		dB	dB	dB/m	dBuV/m	dBuV/m	dB	
1	4844.00		27.51	25.08	12.05	33.03	42.65	74.00	-31.35 Peak
2	7266.00		27.95	19.58	16.61	37.31	45.55	74.00	-28.45 Peak
3	9432.00		28.57	16.19	16.91	37.92	42.45	74.00	-31.55 Peak
4	11132.00		28.91	12.67	17.19	39.61	40.56	74.00	-33.44 Peak
5	13121.00		29.22	9.56	18.36	41.26	39.96	74.00	-34.04 Peak
6	14005.00		29.40	8.75	19.37	43.50	42.22	74.00	-31.78 Peak



Keyway Testing Technology Co.,Ltd.  
 Baishun Industrial Zone,Zhangmutou  
 Town,Dongguan,Guangdong,China  
 Tel: 0769-87182258  
 Fax: 0769-87181058  
 Mail: kwtest@keywaytest.com

Data: 98 File: D:\966 data\C\customer.EM6 (102)



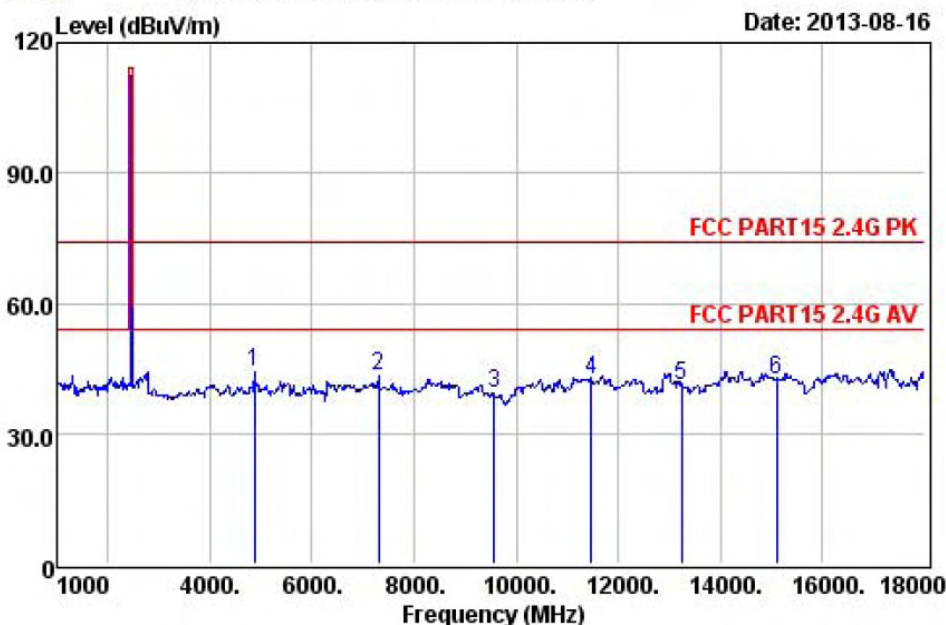
Site : 966 Chamber  
 Condition: FCC PART15 2.4G PK 3m ZN30701 HORIZONTAL  
 EUT : WIRELESS TRANSMITTER  
 M/N : TOP-GS04-T  
 Power : DC 5V from PC input AC 120V/60Hz  
 Test By : Andy  
 Comment : Temp:24.8'C Humi:56% Press:101.52kPa  
 Test Mode: WIFI 802.11n(HT40) 2422MHz

	Preamp	Read	Cable	Antenna	Limit	Over			
	Freq	Factor	Level	Loss	Factor	Level	Line	Limit	Remark
	MHz		dB	dB	dB/m	dBuV/m	dBuV/m	dB	
1	4844.00		27.51	26.08	12.05	33.03	43.65	74.00	-30.35 Peak
2	7266.00		27.95	18.58	16.61	37.31	44.55	74.00	-29.45 Peak
3	9619.00		28.65	12.79	16.93	38.10	39.17	74.00	-34.83 Peak
4	11506.00		28.95	12.79	17.27	39.90	41.01	74.00	-32.99 Peak
5	13478.00		29.29	8.24	18.75	42.92	40.62	74.00	-33.38 Peak
6	15841.00		29.68	9.34	20.54	39.71	39.91	74.00	-34.09 Peak



Keyway Testing Technology Co., Ltd.  
 Baishun Industrial Zone, Zhangmutou  
 Town, Dongguan, Guangdong, China  
 Tel: 0769-87182258  
 Fax: 0769-87181058  
 Mail: kwtest@keywaytest.com

Data: 99 File: D:\966 data\C\customer.EM6 (102)



Site : 966 Chamber  
 Condition: FCC PART15 2.4G PK 3m ZN30701 VERTICAL  
 EUT : WIRELESS TRANSMITTER  
 M/N : TOP-GS04-T  
 Power : DC 5V from PC input AC 120V/60Hz  
 Test By : Andy  
 Comment : Temp:24.8'C Humi:56% Press:101.52kPa  
 Test Mode: WIFI 802.11n(HT40) 2437MHz

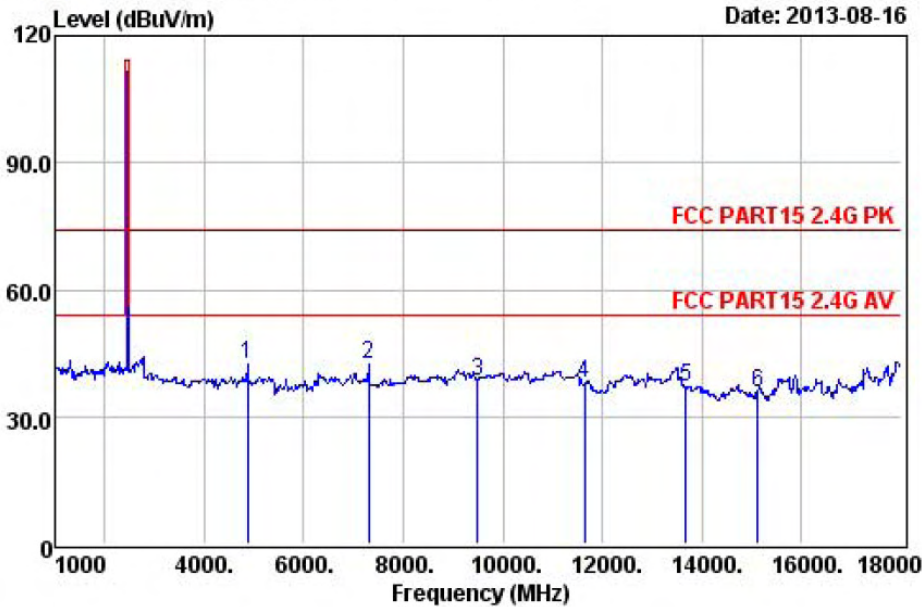
	Preamp	Read	Cable	Antenna	Limit	Over			
	Freq	Factor	Level	Loss	Factor	Level	Line	Limit	Remark
	MHz	dB	dBuV	dB	dB/m	dBuV/m	dBuV/m	dB	
1	4874.00	27.53	26.45	12.14	33.11	44.17	74.00	-29.83	Peak
2	7311.00	27.96	17.41	16.62	37.32	43.39	74.00	-30.61	Peak
3	9568.00	28.63	12.99	16.93	38.06	39.35	74.00	-34.65	Peak
4	11472.00	28.95	14.14	17.26	39.87	42.32	74.00	-31.68	Peak
5	13240.00	29.25	10.21	18.48	41.81	41.25	74.00	-32.75	Peak
6	15093.00	29.56	13.59	20.05	38.48	42.56	74.00	-31.44	Peak



**Keyway  
Testing**

Keyway Testing Technology Co.,Ltd.  
Baishun Industrial Zone,Zhangmutou  
Town,Dongguan,Guangdong,China  
Tel: 0769-87182258  
Fax: 0769-87181058  
Mail: kwtest@keywaytest.com

Data: 100 File: D:\966 data\C\customer.EM6 (102)



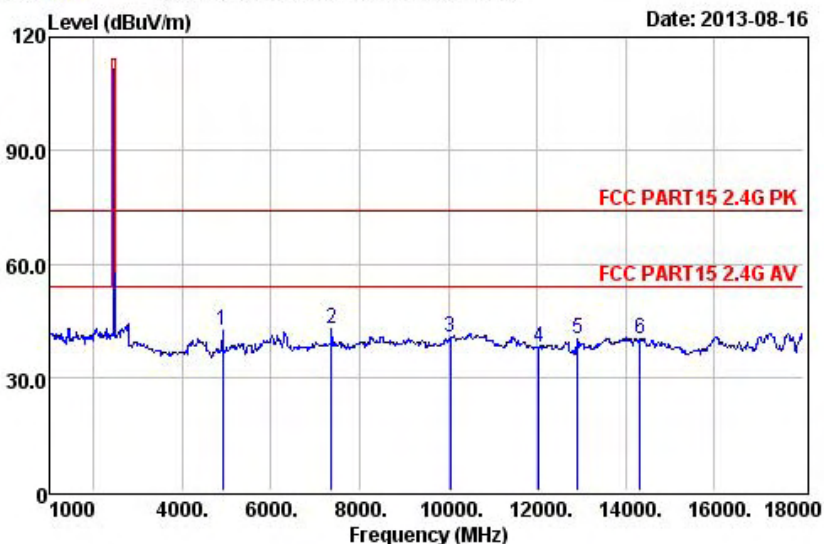
Site : 966 Chamber  
Condition: FCC PART15 2.4G PK 3m ZN30701 HORIZONTAL  
EUT : WIRELESS TRANSMITTER  
M/N : TOP-GS04-T  
Power : DC 5V from PC input AC 120V/60Hz  
Test By : Andy  
Comment : Temp:24.8'C Humi:56% Press:101.52kPa  
Test Mode: WIFI 802.11n(HT40) 2437MHz

	Preamp	Read	Cable	Antenna	Limit	Over			
	Freq	Factor	Level	Loss	Factor	Level	Line	Limit	Remark
	MHz		dB	dB	dB/m	dBuV/m	dBuV/m	dB	
1	4874.00		27.53	24.45	12.14	33.11	42.17	74.00	-31.83 Peak
2	7311.00		27.96	16.41	16.62	37.32	42.39	74.00	-31.61 Peak
3	9483.00		28.59	12.27	16.92	37.98	38.58	74.00	-35.42 Peak
4	11642.00		28.96	9.70	17.29	39.76	37.79	74.00	-36.21 Peak
5	13665.00		29.33	4.00	18.98	43.17	36.82	74.00	-37.18 Peak
6	15127.00		29.57	6.91	20.08	38.48	35.90	74.00	-38.10 Peak



Keyway Testing Technology Co.,Ltd.  
 Baishun Industrial Zone,Zhangmutou  
 Town,Dongguan,Guangdong,China  
 Tel: 0769-87182258  
 Fax: 0769-87181058  
 Mail: kwtest@keywaytest.com

Data: 101 File: D:\966 data\C\customer.EM6 (102)



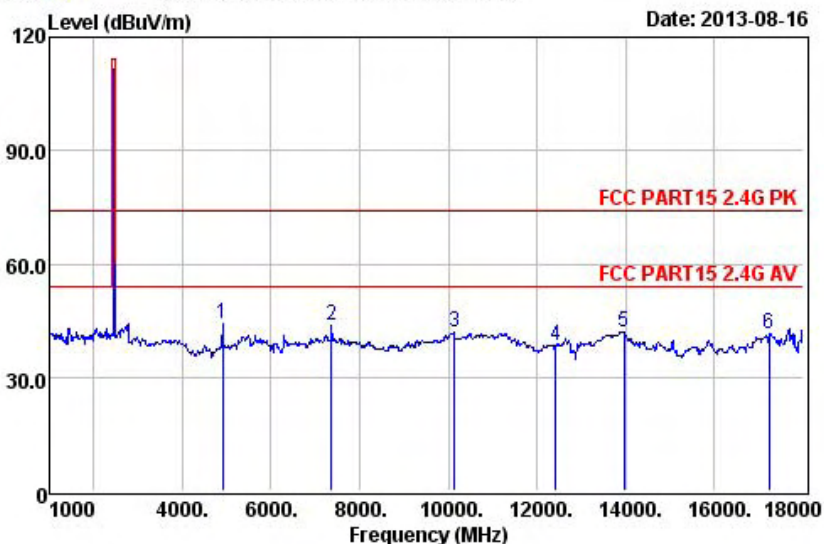
Site : 966 Chamber  
 Condition: FCC PART15 2.4G PK 3m ZN30701 HORIZONTAL  
 EUT : WIRELESS TRANSMITTER  
 M/N : TOP-GS04-T  
 Power : DC 5V from PC input AC 120V/60Hz  
 Test By : Andy  
 Comment : Temp:24.8'C Humi:56% Press:101.52kPa  
 Test Mode: WIFI 802.11n(HT40) 2452MHz

	Preamp	Read	Cable	Antenna	Limit	Over			
	Freq	Factor	Level	Loss	Factor	Level	Line	Limit	Remark
	MHz		dB	dB	dB/m	dBuV/m	dBuV/m	dB	
1	4904.00		27.55	24.51	12.23	33.19	42.38	74.00	-31.62 Peak
2	7356.00		27.97	16.64	16.62	37.34	42.63	74.00	-31.37 Peak
3	10044.00		28.81	13.79	16.98	38.48	40.44	74.00	-33.56 Peak
4	12033.00		29.01	9.91	17.40	39.41	37.71	74.00	-36.29 Peak
5	12917.00		29.18	10.52	18.14	40.50	39.98	74.00	-34.02 Peak
6	14328.00		29.45	8.47	19.57	41.60	40.19	74.00	-33.81 Peak



Keyway Testing Technology Co.,Ltd.  
 Baishun Industrial Zone,Zhangmutou  
 Town,Dongguan,Guangdong,China  
 Tel: 0769-87182258  
 Fax: 0769-87181058  
 Mail: kwtest@keywaytest.com

Data: 102 File: D:\966 data\C\customer.EM6 (102)



Site : 966 Chamber  
 Condition: FCC PART15 2.4G PK 3m ZN30701 VERTICAL  
 EUT : WIRELESS TRANSMITTER  
 M/N : TOP-GS04-T  
 Power : DC 5V from PC input AC 120V/60Hz  
 Test By : Andy  
 Comment : Temp:24.8'C Humi:56% Press:101.52kPa  
 Test Mode: WIFI 802.11n(HT40) 2452MHz

	Preamp	Read	Cable	Antenna	Limit	Over			
	Freq	Factor	Level	Loss	Factor	Level	Line	Limit	Remark
	MHz		dB	dB	dB/m	dBuV/m	dBuV/m	dB	
1	4904.00		27.55	12.23	33.19	44.38	74.00	-29.62	Peak
2	7356.00		27.97	17.64	16.62	37.34	43.63	74.00	-30.37 Peak
3	10129.00		28.81	15.10	16.99	38.61	41.89	74.00	-32.11 Peak
4	12424.00		29.08	10.03	17.73	39.49	38.17	74.00	-35.83 Peak
5	13954.00		29.39	8.68	19.31	43.45	42.05	74.00	-31.95 Peak
6	17235.00		30.19	5.33	21.54	44.97	41.65	74.00	-32.35 Peak