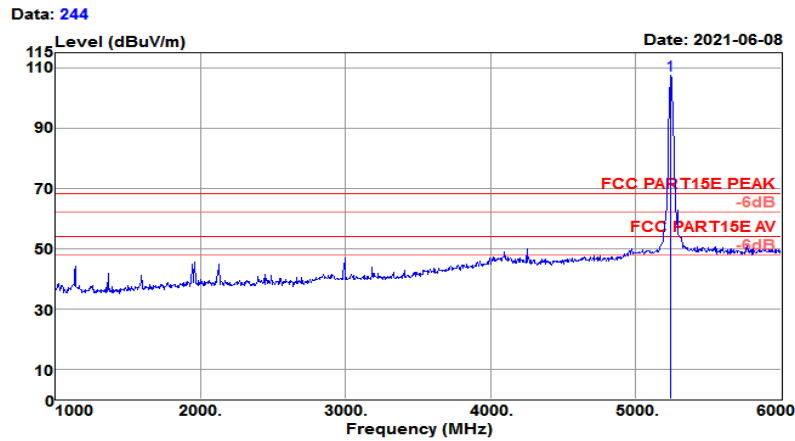


<b>Test Mode :</b>	802.11 n HT20 CH48 5240MHz	<b>Temperature :</b>	21~23°C
<b>Test Engineer :</b>	Jack Liu	<b>Relative Humidity :</b>	63~65%
<b>Frequency Range</b>	1GHz~6GHz	<b>Polarization :</b>	Vertical

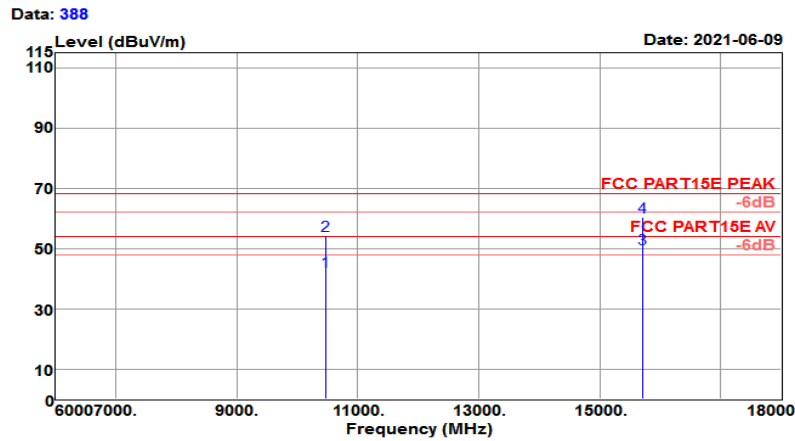
Test Site	: 3m Chamber	Temp/Humi	: 21°C/60%
Tested by	: Jack	Pol/Phase	: VERTICAL
Test Mode	: 802.11n HT20 CH48 (5240MHz)	Power rating:	DC 5V
EUT	: WIFI+BT Module		
Model No.	: K255B-SR		



Freq MHz	Reading level dBuV	Antenna factor dB/m	Cable loss dB	Preamp factor dB	level dBuV/m	Limit level dBuV/m	Over limit dB	Remark
5240.000	101.77	31.39	8.41	34.02	107.55	68.20	39.35	Peak

<b>Test Mode :</b>	802.11 n HT20 CH48 5240MHz	<b>Temperature :</b>	21~23℃
<b>Test Engineer :</b>	Jack Liu	<b>Relative Humidity :</b>	63~65%
<b>Frequency Range</b>	6GHz~18GHz	<b>Polarization :</b>	Vertical

Test Site	: 3m Chamber	Temp/Humi	: 19℃/60%
Tested by	: Jack	Pol/Phase	: VERTICAL
Test Mode	: 802.11n HT20 CH48 (5240MHz)	Power rating:	DC 5W
EUT	: WIFI+BT Module		
Model No.	: K255B-SR		

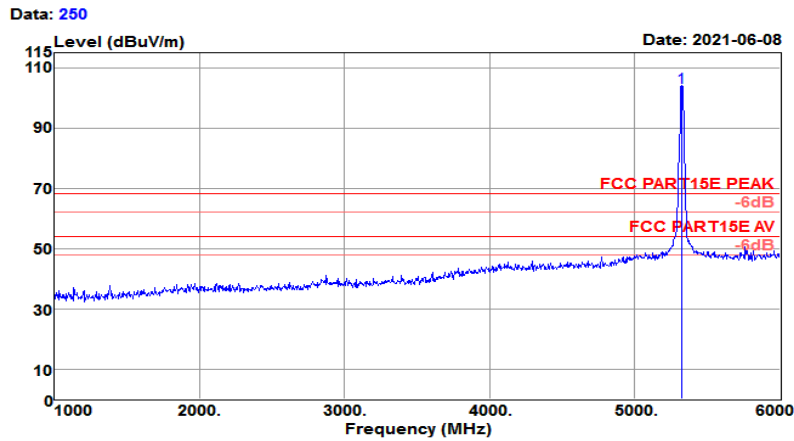


Freq MHz	Reading level dBuV	Antenna factor dB/m	Cable loss dB	Preamp factor dB	level dBuV/m	Limit level dBuV/m	Over limit dB	Remark
10480.000	23.36	39.37	13.32	33.68	42.37	54.00	-11.63	Average
10480.000	35.29	39.37	13.32	33.68	54.30	68.20	-13.90	Peak
15720.000	22.95	38.10	20.24	31.40	49.89	54.00	-4.11	Average
15720.000	33.57	38.10	20.24	31.40	60.51	68.20	-7.69	Peak

Note: Emission was scanned up to 40GHz; No emissions were detected above the noise floor which was at least 20dB below the specification limit

<b>Test Mode :</b>	802.11 n HT20 CH64 5320MHz	<b>Temperature :</b>	21~23°C
<b>Test Engineer :</b>	Jack Liu	<b>Relative Humidity :</b>	63~65%
<b>Frequency Range</b>	1GHz~6GHz	<b>Polarization :</b>	Horizontal

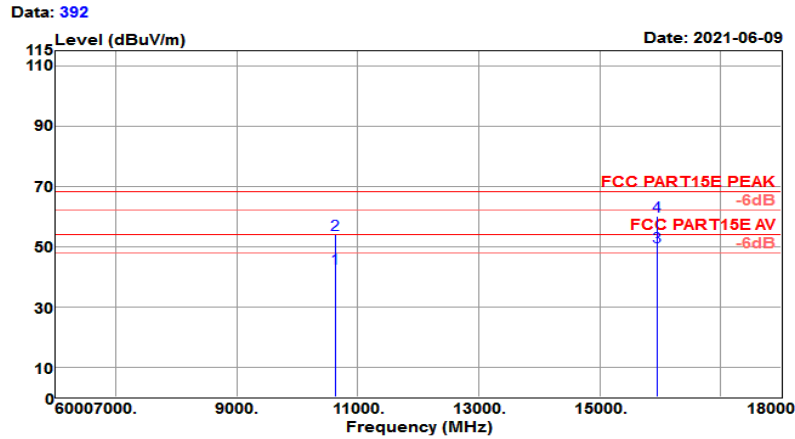
Test Site	: 3m Chamber	Temp/Humi	: 21°C/60%
Tested by	: Jack	Pol/Phase	: HORIZONTAL
Test Mode	: 802.11n HT20 CH64 (5320MHz)	Power rating:	DC 5V
EUT	: WIFI+BT Module		
Model No.	: K255B-SR		



Freq MHz	Reading level dBuV	Antenna factor dB/m	Cable loss dB	Preamp factor dB	level dBuV/m	Limit level dBuV/m	Over limit dB	Remark
5320.000	97.38	31.46	8.72	34.06	103.50	68.20	35.30	Peak

<b>Test Mode :</b>	802.11 n HT20 CH64 5320MHz	<b>Temperature :</b>	21~23°C
<b>Test Engineer :</b>	Jack Liu	<b>Relative Humidity :</b>	63~65%
<b>Frequency Range</b>	6GHz~18GHz	<b>Polarization :</b>	Horizontal

Test Site	: 3m Chamber	Temp/Humi	: 19°C / 60%
Tested by	: Jack	Pol/Phase	: HORIZONTAL
Test Mode	: 802.11n HT20 CH64 (5320MHz)	Power rating:	DC 5W
EUT	: WIFI+BT Module		
Model No.	: K255B-SR		

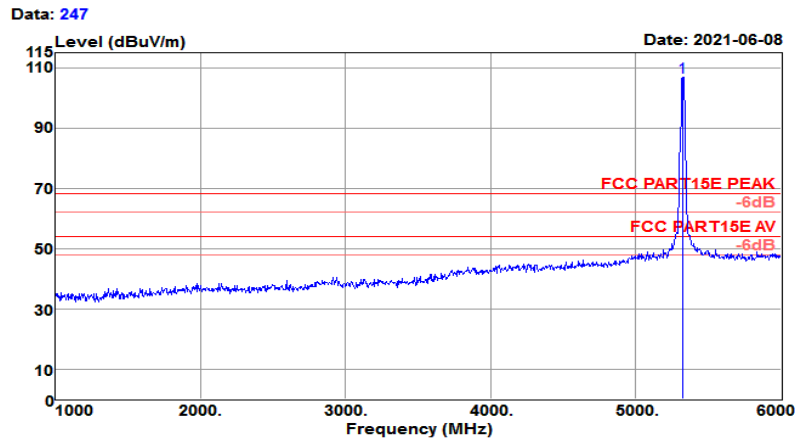


Freq MHz	Reading level dBuV	Antenna factor dB/m	Cable loss dB	Preamp factor dB	level dBuV/m	Limit level dBuV/m	Over limit dB	Remark
10640.000	22.84	39.54	13.86	33.47	42.77	54.00	-11.23	Average
10640.000	34.16	39.54	13.86	33.47	54.09	68.20	-14.11	Peak
15960.000	23.83	37.67	19.46	31.23	49.73	54.00	-4.27	Average
15960.000	34.28	37.67	19.46	31.23	60.18	68.20	-8.02	Peak

Note: Emission was scanned up to 40GHz; No emissions were detected above the noise floor which was at least 20dB below the specification limit.

<b>Test Mode :</b>	802.11 n HT20 CH64 5320MHz	<b>Temperature :</b>	21~23°C
<b>Test Engineer :</b>	Jack Liu	<b>Relative Humidity :</b>	63~65%
<b>Frequency Range</b>	1GHz~6GHz	<b>Polarization :</b>	Vertical

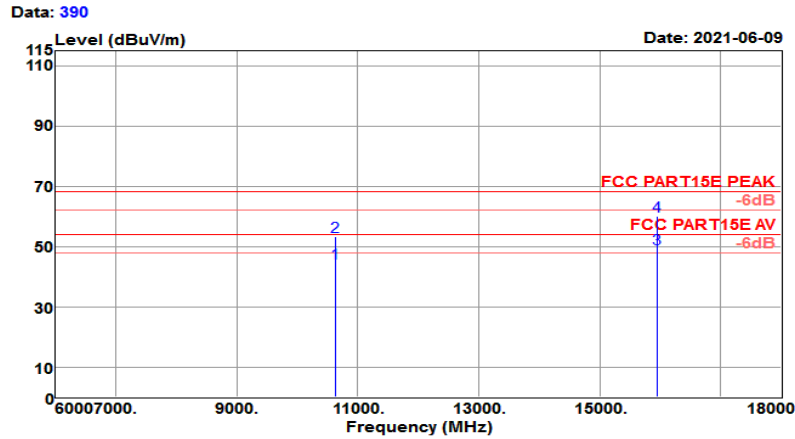
Test Site	: 3m Chamber	Temp/Humi	: 21°C/60%
Tested by	: Jack	Pol/Phase	: VERTICAL
Test Mode	: 802.11n HT20 CH64 (5320MHz)	Power rating:	DC 5V
EUT	: WIFI+BT Module		
Model No.	: K255B-SR		



Freq MHz	Reading level dBuV	Antenna factor dB/m	Cable loss dB	Preamp factor dB	level dBuV/m	Limit level dBuV/m	Over limit dB	Remark
5320.000	100.86	31.46	8.72	34.06	106.98	68.20	38.78	Peak

<b>Test Mode :</b>	802.11 n HT20 CH64 5320MHz	<b>Temperature :</b>	21~23°C
<b>Test Engineer :</b>	Jack Liu	<b>Relative Humidity :</b>	63~65%
<b>Frequency Range</b>	6GHz~18GHz	<b>Polarization :</b>	Vertical

Test Site	: 3m Chamber	Temp/Humi	: 19°C/60%
Tested by	: Jack	Pol/Phase	: VERTICAL
Test Mode	: 802.11n HT20 CH64 (5320MHz)	Power rating:	DC 5W
EUT	: WIFI+BT Module		
Model No.	: K255B-SR		

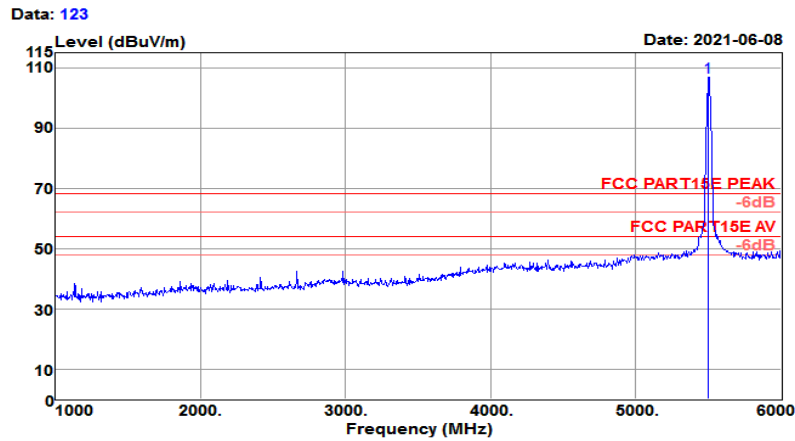


Freq MHz	Reading level dBuV	Antenna factor dB/m	Cable loss dB	Preamp factor dB	level dBuV/m	Limit level dBuV/m	Over limit dB	Remark
10640.000	24.63	39.54	13.86	33.47	44.56	54.00	-9.44	Average
10640.000	33.18	39.54	13.86	33.47	53.11	68.20	-15.09	Peak
15960.000	23.38	37.67	19.46	31.23	49.28	54.00	-4.72	Average
15960.000	34.18	37.67	19.46	31.23	60.08	68.20	-8.12	Peak

Note: Emission was scanned up to 40GHz; No emissions were detected above the noise floor which was at least 20dB below the specification limit.

<b>Test Mode :</b>	802.11 n HT20 CH100 5500MHz	<b>Temperature :</b>	21~23℃
<b>Test Engineer :</b>	Jack Liu	<b>Relative Humidity :</b>	63~65%
<b>Frequency Range</b>	1GHz~6GHz	<b>Polarization :</b>	Horizontal

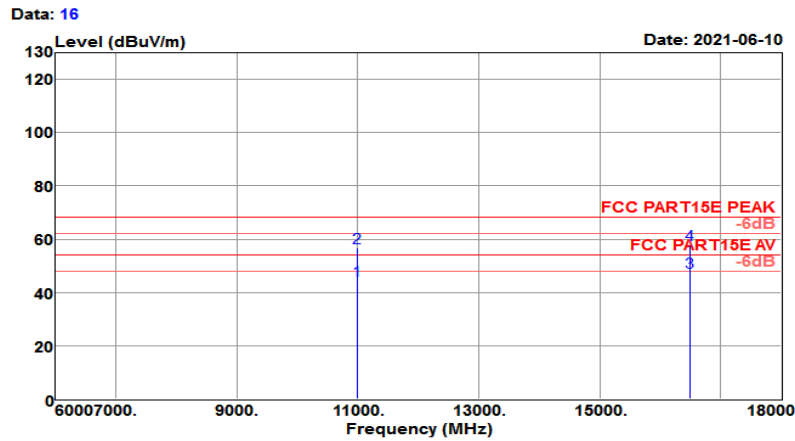
Test Site	: 3m Chamber	Temp/Humi	: 21℃/60%
Tested by	: Jack	Pol/Phase	: HORIZONTAL
Test Mode	: 802.11n HT20 CH100 (5500MHz)	Power rating:	DC 5V
EUT	: WIFI+BT Module		
Model No.	: K255B-SR		



Freq MHz	Reading level dBuV	Antenna factor dB/m	Cable loss dB	Preamp factor dB	level dBuV/m	Limit level dBuV/m	Over limit dB	Remark
5500.000	100.73	31.60	8.78	34.15	106.96	68.20	38.76	Peak

<b>Test Mode :</b>	802.11 n HT20 CH100 5500MHz	<b>Temperature :</b>	21~23°C
<b>Test Engineer :</b>	Jack Liu	<b>Relative Humidity :</b>	63~65%
<b>Frequency Range</b>	6GHz~18GHz	<b>Polarization :</b>	Horizontal

Test Site : 3m Chamber  
 Temp/Humi : 19°C/60%  
 Tested by : Jack  
 Pol/Phase : HORIZONTAL  
 Test Mode : 802.11n HT20 CH100 (5500MHz) Power rating: DC 5W  
 EUT : WIFI+BT Module  
 Model No. : K255B-SR



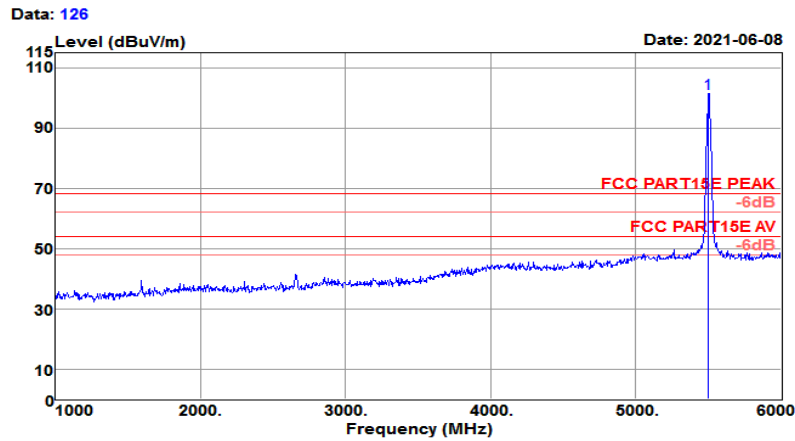
Freq MHz	Reading level dBuV	Antenna factor dB/m	Cable loss dB	Preamp factor dB	level dBuV/m	Limit level dBuV/m	Over limit dB	Remark
11000.000	24.58	39.90	12.68	32.54	44.62	54.00	-9.38	Average
11000.000	36.68	39.90	12.68	32.54	56.72	68.20	-11.48	Peak
16500.000	23.72	38.60	15.61	30.53	47.40	54.00	-6.60	Average
16500.000	34.35	38.60	15.61	30.53	58.03	68.20	-10.17	Peak

Note: Emission was scanned up to 40GHz; No emissions were detected above the noise floor which was at least 20dB below the specification limit.



<b>Test Mode :</b>	802.11 n HT20 CH100 5500MHz	<b>Temperature :</b>	21~23℃
<b>Test Engineer :</b>	Jack Liu	<b>Relative Humidity :</b>	63~65%
<b>Frequency Range</b>	1GHz~6GHz	<b>Polarization :</b>	Vertical

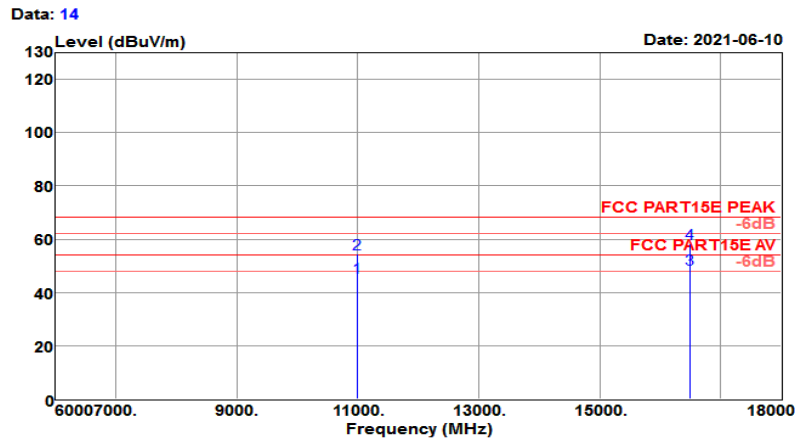
Test Site	: 3m Chamber	Temp/Humi	: 21℃/60%
Tested by	: Jack	Pol/Phase	: VERTICAL
Test Mode	: 802.11n HT20 CH100 (5500MHz)	Power rating:	DC 5V
EUT	: WIFI+BT Module		
Model No.	: K255B-SR		



Freq MHz	Reading level dBuV	Antenna factor dB/m	Cable loss dB	Preamp factor dB	level dBuV/m	Limit level dBuV/m	Over limit dB	Remark
5500.000	95.11	31.60	8.78	34.15	101.34	68.20	33.14	Peak

<b>Test Mode :</b>	802.11 n HT20 CH100 5500MHz	<b>Temperature :</b>	21~23°C
<b>Test Engineer :</b>	Jack Liu	<b>Relative Humidity :</b>	63~65%
<b>Frequency Range</b>	6GHz~18GHz	<b>Polarization :</b>	Vertical

Test Site	: 3m Chamber	Temp/Humi	: 19°C/60%
Tested by	: Jack	Pol/Phase	: VERTICAL
Test Mode	: 802.11n HT20 CH100 (5500MHz)	Power rating:	DC 5W
EUT	: WIFI+BT Module		
Model No.	: K255B-SR		

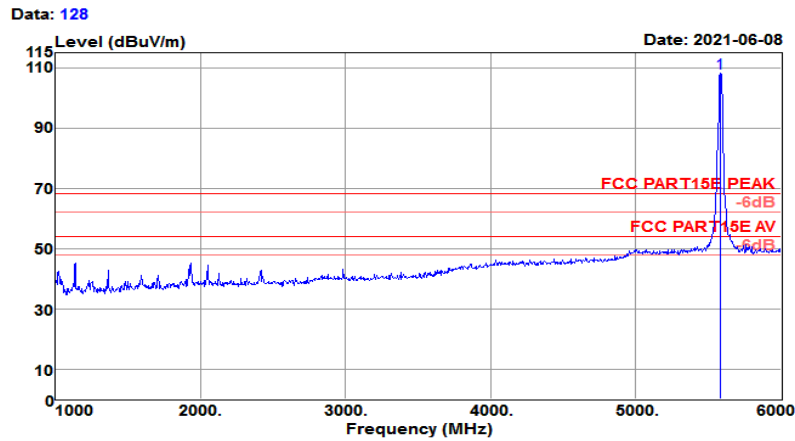


Freq MHz	Reading level dBuV	Antenna factor dB/m	Cable loss dB	Preamp factor dB	level dBuV/m	Limit level dBuV/m	Over limit dB	Remark
11000.000	25.58	39.90	12.68	32.54	45.62	54.00	-8.38	Average
11000.000	34.52	39.90	12.68	32.54	54.56	68.20	-13.64	Peak
16500.000	25.15	38.60	15.61	30.53	48.83	54.00	-5.17	Average
16500.000	34.59	38.60	15.61	30.53	58.27	68.20	-9.93	Peak

Note: Emission was scanned up to 40GHz; No emissions were detected above the noise floor which was at least 20dB below the specification limit.

<b>Test Mode :</b>	802.11 n HT20 CH116 5580MHz	<b>Temperature :</b>	21~23°C
<b>Test Engineer :</b>	Jack Liu	<b>Relative Humidity :</b>	63~65%
<b>Frequency Range</b>	1GHz~6GHz	<b>Polarization :</b>	Horizontal

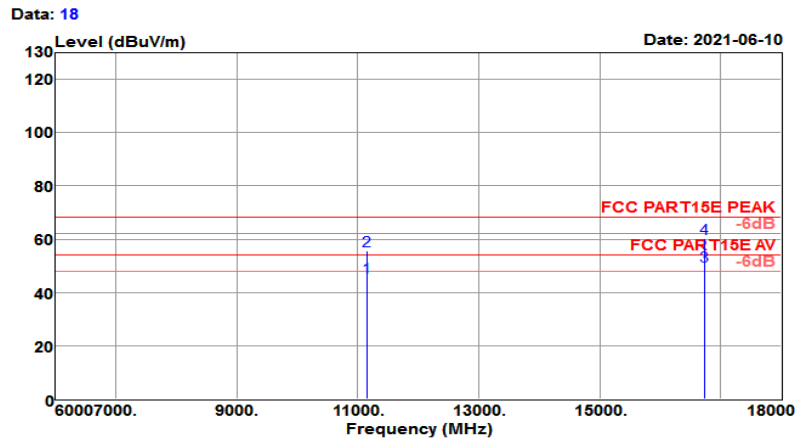
Test Site	: 3m Chamber	Temp/Humi	: 21°C/60%
Tested by	: Jack	Pol/Phase	: HORIZONTAL
Test Mode	: 802.11n HT20 CH116 (5580MHz)	Power rating:	DC 5V
EUT	: WIFI+BT Module		
Model No.	: K255B-SR		



Freq MHz	Reading level dBuV	Antenna factor dB/m	Cable loss dB	Preamp factor dB	level dBuV/m	Limit level dBuV/m	Over limit dB	Remark
5580.000	102.04	31.73	8.59	34.19	108.17	68.20	39.97	Peak

<b>Test Mode :</b>	802.11 n HT20 CH116 5580MHz	<b>Temperature :</b>	21~23°C
<b>Test Engineer :</b>	Jack Liu	<b>Relative Humidity :</b>	63~65%
<b>Frequency Range</b>	6GHz~18GHz	<b>Polarization :</b>	Horizontal

Test Site : 3m Chamber  
 Temp/Humi : 19°C / 60%  
 Tested by : Jack  
 Pol/Phase : HORIZONTAL  
 Test Mode : 802.11n HT20 CH116 (5580MHz) Power rating: DC 5W  
 EUT : WIFI+BT Module  
 Model No. : K255B-SR

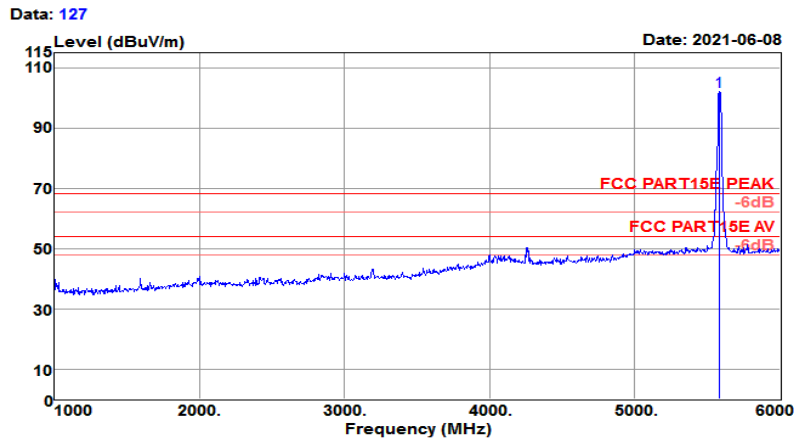


Freq MHz	Reading level dBuV	Antenna factor dB/m	Cable loss dB	Preamp factor dB	level dBuV/m	Limit level dBuV/m	Over limit dB	Remark
11160.000	25.46	39.84	12.90	32.67	45.53	54.00	-8.47	Average
11160.000	35.45	39.84	12.90	32.67	55.52	68.20	-12.68	Peak
16740.000	23.41	39.32	17.34	30.31	49.76	54.00	-4.24	Average
16740.000	33.81	39.32	17.34	30.31	60.16	68.20	-8.04	Peak

Note: Emission was scanned up to 40GHz; No emissions were detected above the noise floor which was at least 20dB below the specification limit

<b>Test Mode :</b>	802.11 n HT20 CH116 5580MHz	<b>Temperature :</b>	21~23°C
<b>Test Engineer :</b>	Jack Liu	<b>Relative Humidity :</b>	63~65%
<b>Frequency Range</b>	1GHz~6GHz	<b>Polarization :</b>	Vertical

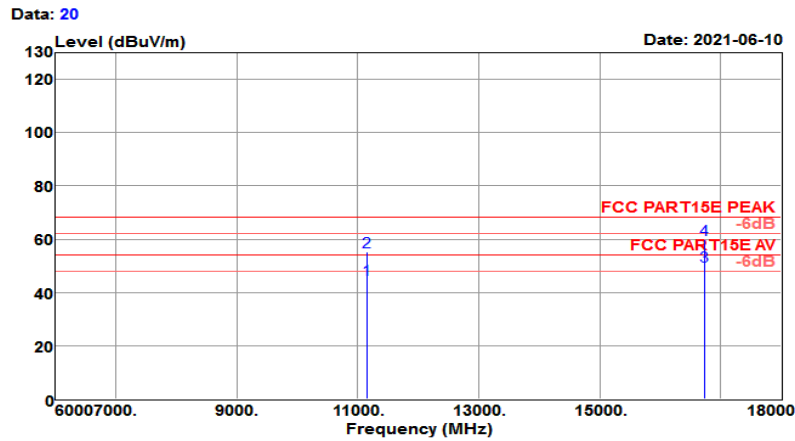
Test Site : 3m Chamber  
 Temp/Humi : 21°C/60%  
 Tested by : Jack  
 Pol/Phase : VERTICAL  
 Test Mode : 802.11n HT20 CH116 (5580MHz) Power rating: DC 5V  
 EUT : WIFI+BT Module  
 Model No. : K255B-SR



Freq MHz	Reading level dBuV	Antenna factor dB/m	Cable loss dB	Preamp factor dB	level dBuV/m	Limit level dBuV/m	Over limit dB	Remark
5580.000	96.07	31.73	8.59	34.19	102.20	68.20	34.00	Peak

<b>Test Mode :</b>	802.11 n HT20 CH116 5580MHz	<b>Temperature :</b>	21~23°C
<b>Test Engineer :</b>	Jack Liu	<b>Relative Humidity :</b>	63~65%
<b>Frequency Range</b>	6GHz~18GHz	<b>Polarization :</b>	Vertical

Test Site	: 3m Chamber	Temp/Humi	: 19°C / 60%
Tested by	: Jack	Pol/Phase	: VERTICAL
Test Mode	: 802.11n HT20 CH116 (5580MHz)	Power rating:	DC 5W
EUT	: WIFI+BT Module		
Model No.	: K255B-SR		

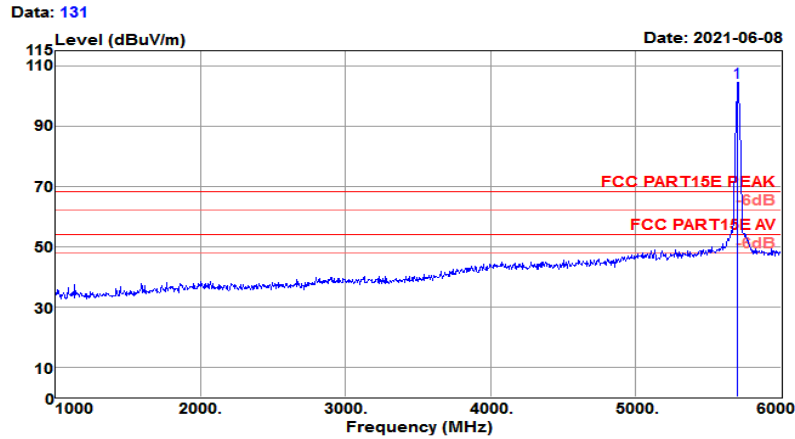


Freq MHz	Reading level dBuV	Antenna factor dB/m	Cable loss dB	Preamp factor dB	level dBuV/m	Limit level dBuV/m	Over limit dB	Remark
11160.000	24.85	39.84	12.90	32.67	44.92	54.00	-9.08	Average
11160.000	35.35	39.84	12.90	32.67	55.42	68.20	-12.78	Peak
16740.000	23.38	39.32	17.34	30.31	49.73	54.00	-4.27	Average
16740.000	33.51	39.32	17.34	30.31	59.86	68.20	-8.34	Peak

Note: Emission was scanned up to 40GHz; No emissions were detected above the noise floor which was at least 20dB below the specification limit.

<b>Test Mode :</b>	802.11 n HT20 CH140 5700MHz	<b>Temperature :</b>	21~23°C
<b>Test Engineer :</b>	Jack Liu	<b>Relative Humidity :</b>	63~65%
<b>Frequency Range</b>	1GHz~6GHz	<b>Polarization :</b>	Horizontal

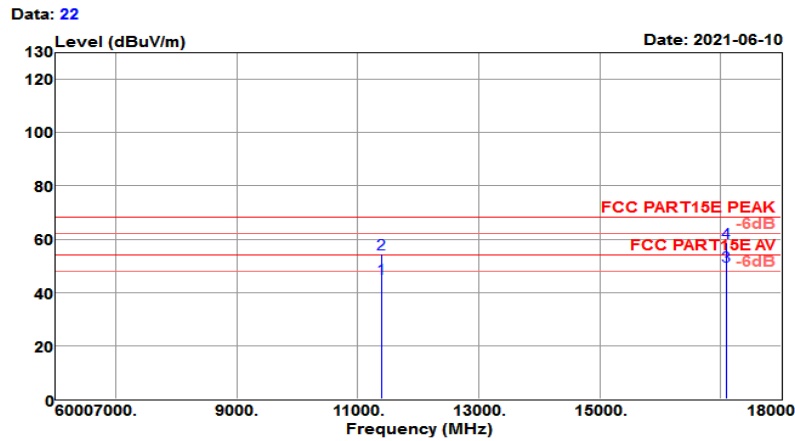
Test Site	: 3m Chamber	Temp/Humi	: 21°C / 60%
Tested by	: Jack	Pol/Phase	: HORIZONTAL
Test Mode	: 802.11n HT20 CH140 (5700MHz)	Power rating:	DC 5V
EUT	: WIFI+BT Module		
Model No.	: K255B-SR		



Freq MHz	Reading level dBuV	Antenna factor dB/m	Cable loss dB	Preamp factor dB	level dBuV/m	Limit level dBuV/m	Over limit dB	Remark
5700.000	98.88	31.92	7.94	34.25	104.49	68.20	36.29	Peak

<b>Test Mode :</b>	802.11 n HT20 CH140 5700MHz	<b>Temperature :</b>	21~23°C
<b>Test Engineer :</b>	Jack Liu	<b>Relative Humidity :</b>	63~65%
<b>Frequency Range</b>	6GHz~18GHz	<b>Polarization :</b>	Horizontal

Test Site	: 3m Chamber	Temp/Humi	: 19°C / 60%
Tested by	: Jack	Pol/Phase	: VERTICAL
Test Mode	: 802.11n HT20 CH140 (5700MHz)	Power rating:	DC 5W
EUT	: WIFI+BT Module		
Model No.	: K255B-SR		



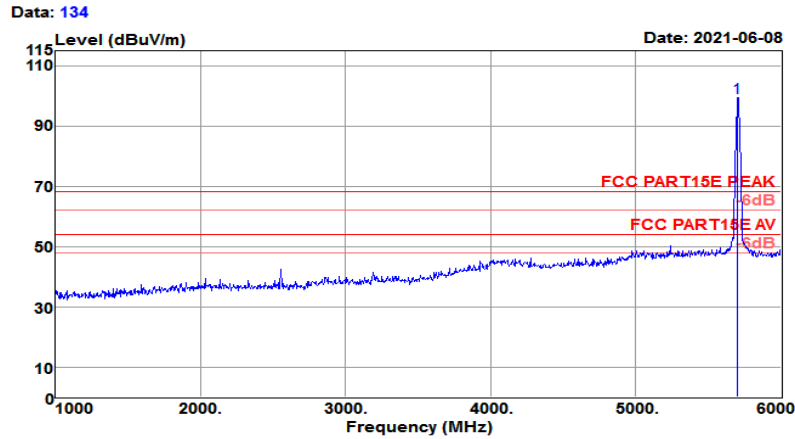
Freq MHz	Reading level dBuV	Antenna factor dB/m	Cable loss dB	Preamp factor dB	level dBuV/m	Limit level dBuV/m	Over limit dB	Remark
11400.000	25.30	39.74	13.22	32.85	45.41	54.00	-8.59	Average
11400.000	34.19	39.74	13.22	32.85	54.30	68.20	-13.90	Peak
17100.000	20.82	40.44	18.59	30.08	49.77	54.00	-4.23	Average
17100.000	29.82	40.44	18.59	30.08	58.77	68.20	-9.43	Peak

Note: Emission was scanned up to 40GHz; No emissions were detected above the noise floor which was at least 20dB below the specification limit.



<b>Test Mode :</b>	802.11 n HT20 CH140 5700MHz	<b>Temperature :</b>	21~23°C
<b>Test Engineer :</b>	Jack Liu	<b>Relative Humidity :</b>	63~65%
<b>Frequency Range</b>	1GHz~6GHz	<b>Polarization :</b>	Vertical

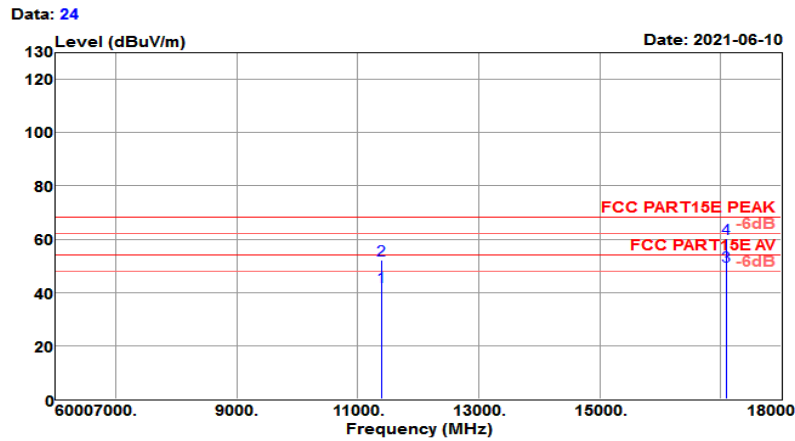
Test Site	: 3m Chamber	Temp/Humi	: 21°C/60%
Tested by	: Jack	Pol/Phase	: VERTICAL
Test Mode	: 802.11n HT20 CH140 (5700MHz)	Power rating:	DC 5W
EUT	: WIFI+BT Module		
Model No.	: K255B-SR		



Freq MHz	Reading level dBuV	Antenna factor dB/m	Cable loss dB	Preamp factor dB	level dBuV/m	Limit level dBuV/m	Over limit dB	Remark
5700.000	93.68	31.92	7.94	34.25	99.29	68.20	31.09	Peak

<b>Test Mode :</b>	802.11 n HT20 CH140 5700MHz	<b>Temperature :</b>	21~23°C
<b>Test Engineer :</b>	Jack Liu	<b>Relative Humidity :</b>	63~65%
<b>Frequency Range</b>	6GHz~18GHz	<b>Polarization :</b>	Vertical

Test Site : 3m Chamber  
 -----  
 Temp/Humi : 19°C/60%  
 -----  
 Tested by : Jack  
 -----  
 Pol/Phase : VERTICAL  
 -----  
 Test Mode : 802.11n HT20 CH140 (5700MHz) Power rating: DC 5V  
 -----  
 EUT : WIFI+BT Module  
 -----  
 Model No. : K255B-SR  
 -----

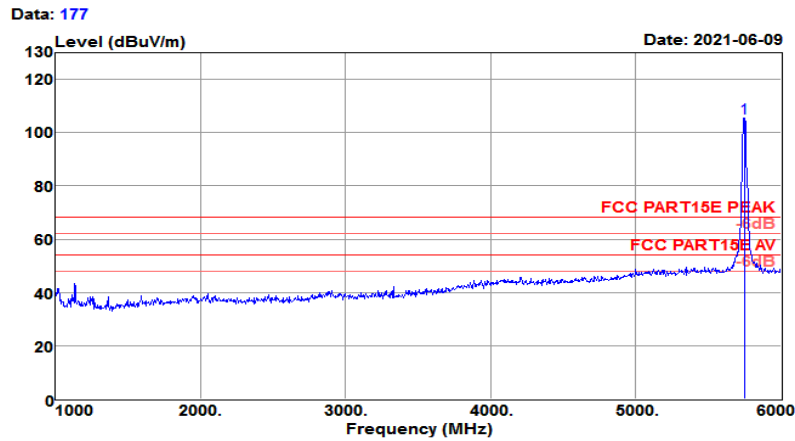


Freq MHz	Reading level dBuV	Antenna factor dB/m	Cable loss dB	Preamp factor dB	level dBuV/m	Limit level dBuV/m	Over limit dB	Remark
11400.000	21.93	39.74	13.22	32.85	42.04	54.00	-11.96	Average
11400.000	32.19	39.74	13.22	32.85	52.30	68.20	-15.90	Peak
17100.000	21.06	40.44	18.59	30.08	50.01	54.00	-3.99	Average
17100.000	31.28	40.44	18.59	30.08	60.23	68.20	-7.97	Peak

Note: Emission was scanned up to 40GHz; No emissions were detected above the noise floor which was at least 20dB below the specification limit.

<b>Test Mode :</b>	802.11 n HT20 CH149 5745MHz	<b>Temperature :</b>	21~23°C
<b>Test Engineer :</b>	Jack Liu	<b>Relative Humidity :</b>	63~65%
<b>Frequency Range</b>	1GHz~6GHz	<b>Polarization :</b>	Horizontal

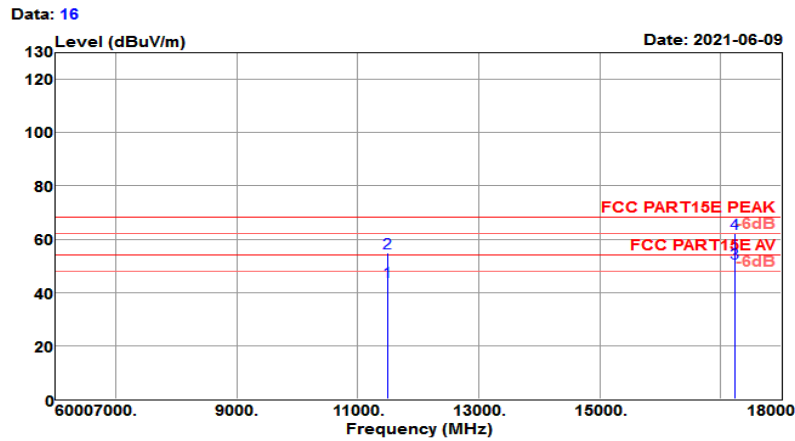
Test Site	: 3m Chamber	Temp/Humi	: 21°C/60%
Tested by	: Jack	Pol/Phase	: HORIZONTAL
Test Mode	: 802.11n HT20 CH149 (5745MHz)	Power rating:	DC 5V
EUT	: WIFI+BT Module		
Model No.	: K255B-SR		



Freq MHz	Reading level dBuV	Antenna factor dB/m	Cable loss dB	Preamp factor dB	level dBuV/m	Limit level dBuV/m	Over limit dB	Remark
5745.000	100.10	31.99	7.68	34.27	105.50	68.20	37.30	Peak

<b>Test Mode :</b>	802.11 n HT20 CH149 5745MHz	<b>Temperature :</b>	21~23°C
<b>Test Engineer :</b>	Jack Liu	<b>Relative Humidity :</b>	63~65%
<b>Frequency Range</b>	6GHz~18GHz	<b>Polarization :</b>	Horizontal

Test Site	: 3m Chamber	Temp/Humi	: 19°C / 60%
Tested by	: Jack	Pol/Phase	: HORIZONTAL
Test Mode	: 802.11n HT20 CH149 (5745MHz)	Power rating:	DC 5W
EUT	: WIFI+BT Module		
Model No.	: K255B-SR		

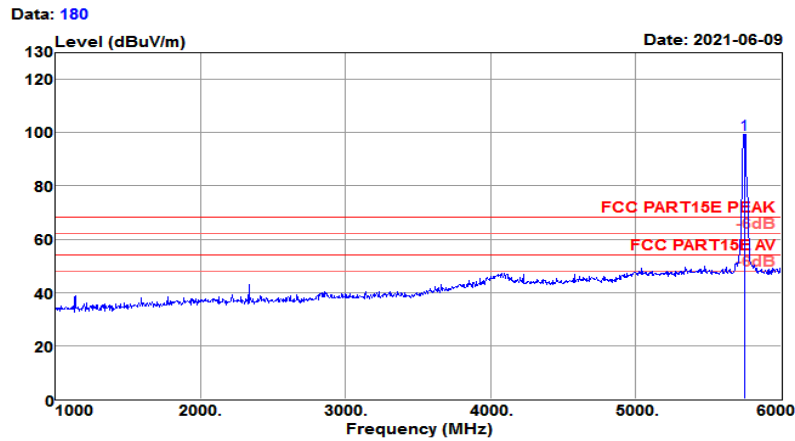


Freq MHz	Reading level dBuV	Antenna factor dB/m	Cable loss dB	Preamp factor dB	level dBuV/m	Limit level dBuV/m	Over limit dB	Remark
11490.000	23.85	39.70	13.35	32.91	43.99	54.00	-10.01	Average
11490.000	34.74	39.70	13.35	32.91	54.88	68.20	-13.32	Peak
17235.000	22.36	40.90	17.74	30.08	50.92	54.00	-3.08	Average
17235.000	33.48	40.90	17.74	30.08	62.04	68.20	-6.16	Peak

Note: Emission was scanned up to 40GHz; No emissions were detected above the noise floor which was at least 20dB below the specification limit.

<b>Test Mode :</b>	802.11 n HT20 CH149 5745MHz	<b>Temperature :</b>	21~23°C
<b>Test Engineer :</b>	Jack Liu	<b>Relative Humidity :</b>	63~65%
<b>Frequency Range</b>	1GHz~6GHz	<b>Polarization :</b>	Vertical

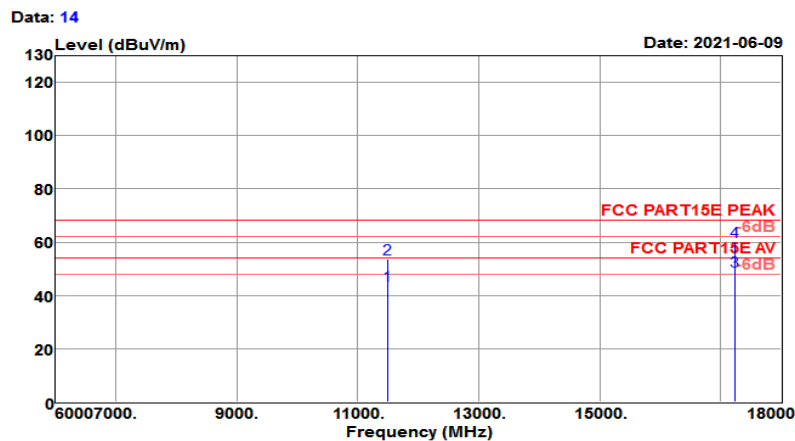
Test Site : 3m Chamber  
 -----  
 Temp/Humi : 21°C/60%  
 -----  
 Tested by : Jack  
 -----  
 Pol/Phase : VERTICAL  
 -----  
 Test Mode : 802.11n HT20 CH149 (5745MHz) Power rating: DC 5V  
 -----  
 EUT : WIFI+BT Module  
 -----  
 Model No. : K255B-SR  
 -----



Freq MHz	Reading level dBuV	Antenna factor dB/m	Cable loss dB	Preamp factor dB	level dBuV/m	Limit level dBuV/m	Over limit dB	Remark
5745.000	94.06	31.99	7.68	34.27	99.46	68.20	31.26	Peak

<b>Test Mode :</b>	802.11 n HT20 CH149 5745MHz	<b>Temperature :</b>	21~23°C
<b>Test Engineer :</b>	Jack Liu	<b>Relative Humidity :</b>	63~65%
<b>Frequency Range</b>	6GHz~18GHz	<b>Polarization :</b>	Vertical

Test Site	: 3m Chamber	Temp/Humi	: 19°C / 60%
Tested by	: Jack	Pol/Phase	: VERTICAL
Test Mode	: 802.11n HT20 CH149 (5745MHz)	Power rating:	DC 5W
EUT	: WIFI+BT Module		
Model No.	: K255B-SR		

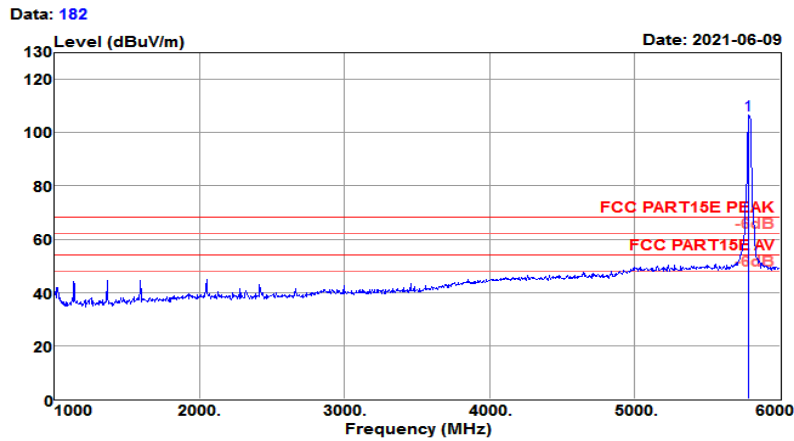


Freq MHz	Reading level dBuV	Antenna factor dB/m	Cable loss dB	Preamp factor dB	level dBuV/m	Limit level dBuV/m	Over limit dB	Remark
11490.000	23.48	39.70	13.35	32.91	43.62	54.00	-10.38	Average
11490.000	33.75	39.70	13.35	32.91	53.89	68.20	-14.31	Peak
17235.000	20.57	40.90	17.74	30.08	49.13	54.00	-4.87	Average
17235.000	31.74	40.90	17.74	30.08	60.30	68.20	-7.90	Peak

Note: Emission was scanned up to 40GHz; No emissions were detected above the noise floor which was at least 20dB below the specification limit.

<b>Test Mode :</b>	802.11 n HT20 CH157 5785MHz	<b>Temperature :</b>	21~23°C
<b>Test Engineer :</b>	Jack Liu	<b>Relative Humidity :</b>	63~65%
<b>Frequency Range</b>	1GHz~6GHz	<b>Polarization :</b>	Horizontal

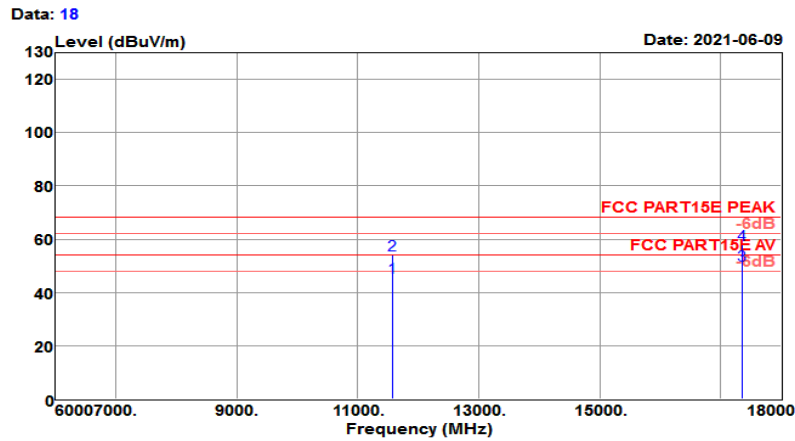
Test Site : 3m Chamber  
 Temp/Humi : 21°C/60%  
 Tested by : Jack  
 Pol/Phase : HORIZONTAL  
 Test Mode : 802.11n HT20 CH157 (5785MHz) Power rating: DC 5V  
 EUT : WIFI+BT Module  
 Model No. : K255B-SR



Freq MHz	Reading level dBuV	Antenna factor dB/m	Cable loss dB	Preamp factor dB	level dBuV/m	Limit level dBuV/m	Over limit dB	Remark
5785.000	101.35	32.06	7.44	34.29	106.56	68.20	38.36	Peak

<b>Test Mode :</b>	802.11 n HT20 CH157 5785MHz	<b>Temperature :</b>	21~23°C
<b>Test Engineer :</b>	Jack Liu	<b>Relative Humidity :</b>	63~65%
<b>Frequency Range</b>	6GHz~18GHz	<b>Polarization :</b>	Horizontal

Test Site	: 3m Chamber	Temp/Humi	: 19°C / 60%
Tested by	: Jack	Pol/Phase	: HORIZONTAL
Test Mode	: 802.11n HT20 CH157 (5785MHz)	Power rating:	DC 5W
EUT	: WIFI+BT Module		
Model No.	: K255B-SR		



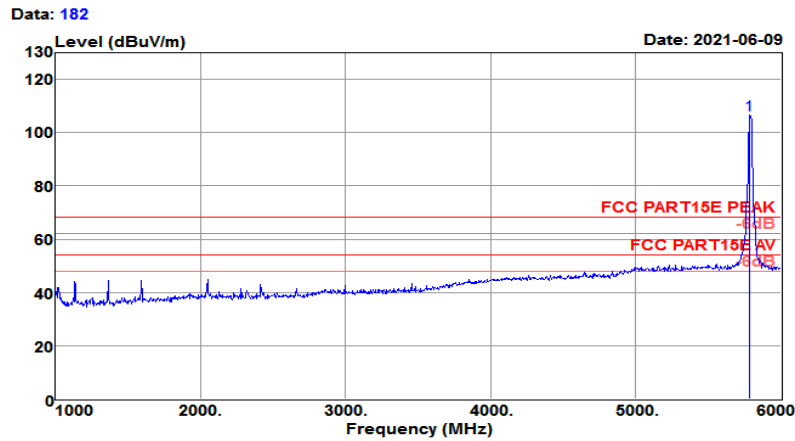
Freq MHz	Reading level dBuV	Antenna factor dB/m	Cable loss dB	Preamp factor dB	level dBuV/m	Limit level dBuV/m	Over limit dB	Remark
11570.000	25.62	39.56	13.55	32.98	45.75	54.00	-8.25	Average
11570.000	33.94	39.56	13.55	32.98	54.07	68.20	-14.13	Peak
17355.000	21.84	41.31	16.99	30.08	50.06	54.00	-3.94	Average
17355.000	29.72	41.31	16.99	30.08	57.94	68.20	-10.26	Peak

Note: Emission was scanned up to 40GHz; No emissions were detected above the noise floor which was at least 20dB below the specification limit.



<b>Test Mode :</b>	802.11 n HT20 CH157 5785MHz	<b>Temperature :</b>	21~23°C
<b>Test Engineer :</b>	Jack Liu	<b>Relative Humidity :</b>	63~65%
<b>Frequency Range</b>	1GHz~6GHz	<b>Polarization :</b>	Vertical

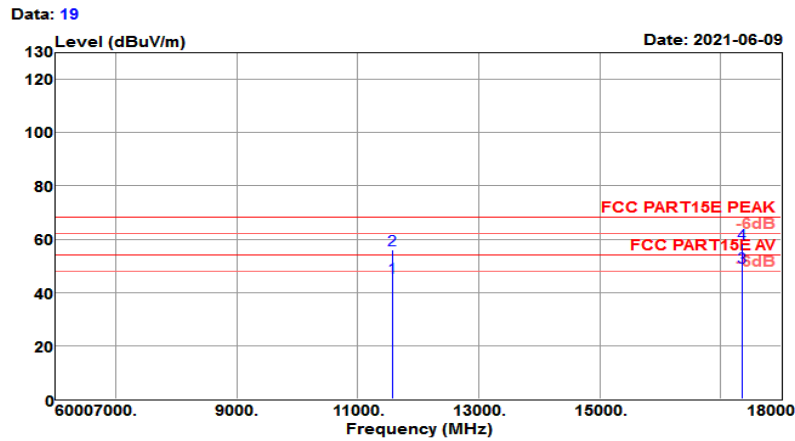
Test Site	: 3m Chamber	Temp/Humi	: 21°C/60%
Tested by	: Jack	Pol/Phase	: HORIZONTAL
Test Mode	: 802.11n HT20 CH157 (5785MHz)	Power rating:	DC 5V
EUT	: WIFI+BT Module		
Model No.	: K255B-SR		



Freq MHz	Reading level dBuV	Antenna factor dB/m	Cable loss dB	Preamp factor dB	level dBuV/m	Limit level dBuV/m	Over limit dB	Remark
5785.000	101.35	32.06	7.44	34.29	106.56	68.20	38.36	Peak

<b>Test Mode :</b>	802.11 n HT20 CH157 5785MHz	<b>Temperature :</b>	21~23°C
<b>Test Engineer :</b>	Jack Liu	<b>Relative Humidity :</b>	63~65%
<b>Frequency Range</b>	6GHz~18GHz	<b>Polarization :</b>	Vertical

Test Site	: 3m Chamber	Temp/Humi	: 19°C / 60%
Tested by	: Jack	Pol/Phase	: VERTICAL
Test Mode	: 802.11n HT20 CH157 (5785MHz)	Power rating:	DC 5V
EUT	: WIFI+BT Module		
Model No.	: K255B-SR		

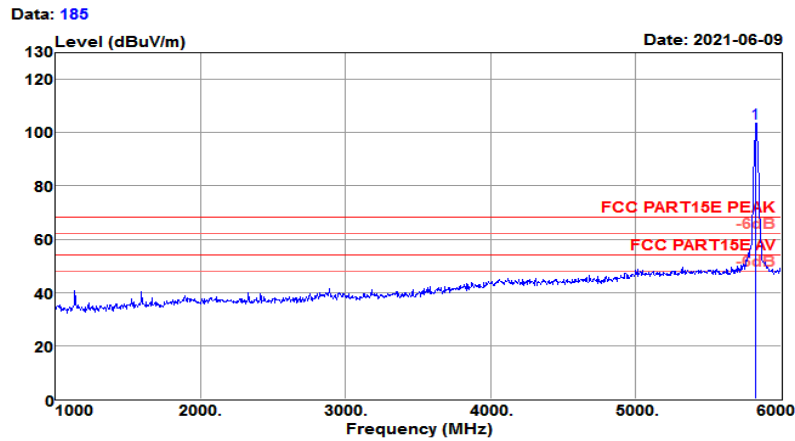


Freq MHz	Reading level dBuV	Antenna factor dB/m	Cable loss dB	Preamp factor dB	level dBuV/m	Limit level dBuV/m	Over limit dB	Remark
11570.000	25.38	39.56	13.55	32.98	45.51	54.00	-8.49	Average
11570.000	35.94	39.56	13.55	32.98	56.07	68.20	-12.13	Peak
17355.000	21.25	41.31	16.99	30.08	49.47	54.00	-4.53	Average
17355.000	29.97	41.31	16.99	30.08	58.19	68.20	-10.01	Peak

Note: Emission was scanned up to 40GHz; No emissions were detected above the noise floor which was at least 20dB below the specification limit.

<b>Test Mode :</b>	802.11 n HT20 CH165 5825MHz	<b>Temperature :</b>	21~23°C
<b>Test Engineer :</b>	Jack Liu	<b>Relative Humidity :</b>	63~65%
<b>Frequency Range</b>	1GHz~6GHz	<b>Polarization :</b>	Horizontal

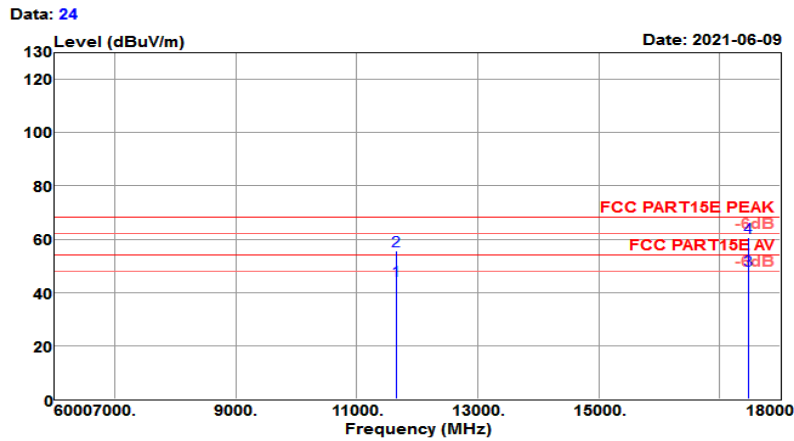
Test Site	: 3m Chamber	Temp/Humi	: 21°C/60%
Tested by	: Jack	Pol/Phase	: HORIZONTAL
Test Mode	: 802.11n HT20 CH165 (5825MHz)	Power rating:	DC 5V
EUT	: WIFI+BT Module		
Model No.	: K255B-SR		



Freq MHz	Reading level dBuV	Antenna factor dB/m	Cable loss dB	Preamp factor dB	level dBuV/m	Limit level dBuV/m	Over limit dB	Remark
5825.000	98.52	32.12	7.41	34.31	103.74	68.20	35.54	Peak

<b>Test Mode :</b>	802.11 n HT20 CH165 5825MHz	<b>Temperature :</b>	21~23℃
<b>Test Engineer :</b>	Jack Liu	<b>Relative Humidity :</b>	63~65%
<b>Frequency Range</b>	6GHz~18GHz	<b>Polarization :</b>	Horizontal

Test Site : 3m Chamber  
 Temp/Humi : 19℃/60%  
 Tested by : Jack  
 Pol/Phase : HORIZONTAL  
 Test Mode : 802.11n HT20 CH165 (5825MHz) Power rating: DC 5W  
 EUT : WIFI+BT Module  
 Model No. : K255B-SR

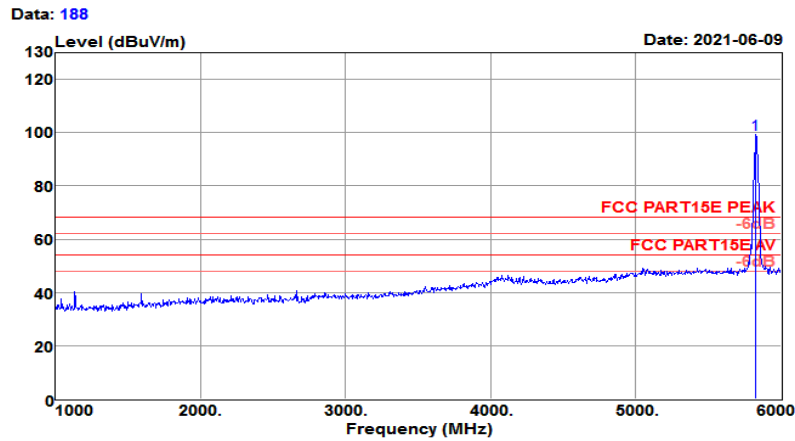


Freq MHz	Reading level dBuV	Antenna factor dB/m	Cable loss dB	Preamp factor dB	level dBuV/m	Limit level dBuV/m	Over limit dB	Remark
11650.000	24.52	39.40	13.76	33.04	44.64	54.00	-9.36	Average
11650.000	35.48	39.40	13.76	33.04	55.60	68.20	-12.60	Peak
17475.000	20.58	41.72	16.25	30.08	48.47	54.00	-5.53	Average
17475.000	32.57	41.72	16.25	30.08	60.46	68.20	-7.74	Peak

Note: Emission was scanned up to 40GHz; No emissions were detected above the noise floor which was at least 20dB below the specification limit.

<b>Test Mode :</b>	802.11 n HT20 CH165 5825MHz	<b>Temperature :</b>	21~23°C
<b>Test Engineer :</b>	Jack Liu	<b>Relative Humidity :</b>	63~65%
<b>Frequency Range</b>	1GHz~6GHz	<b>Polarization :</b>	Vertical

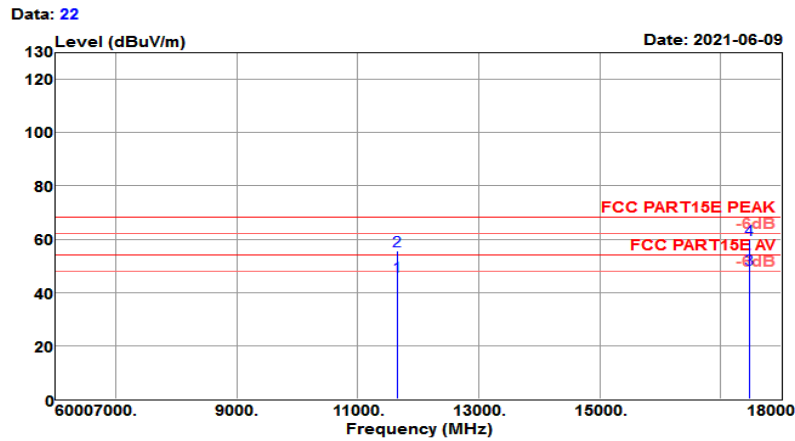
Test Site	: 3m Chamber	Temp/Humi	: 21°C/60%
Tested by	: Jack	Pol/Phase	: VERTICAL
Test Mode	: 802.11n HT20 CH165 (5825MHz)	Power rating:	DC 5V
EUT	: WIFI+BT Module		
Model No.	: K255B-SR		



Freq MHz	Reading level dBuV	Antenna factor dB/m	Cable loss dB	Preamp factor dB	level dBuV/m	Limit level dBuV/m	Over limit dB	Remark
5825.000	93.98	32.12	7.41	34.31	99.20	68.20	31.00	Peak

<b>Test Mode :</b>	802.11 n HT20 CH165 5825MHz	<b>Temperature :</b>	21~23°C
<b>Test Engineer :</b>	Jack Liu	<b>Relative Humidity :</b>	63~65%
<b>Frequency Range</b>	6GHz~18GHz	<b>Polarization :</b>	Vertical

Test Site	: 3m Chamber	Temp/Humi	: 19°C / 60%
Tested by	: Jack	Pol/Phase	: VERTICAL
Test Mode	: 802.11n HT20 CH165 (5825MHz)	Power rating:	DC 5W
EUT	: WIFI+BT Module		
Model No.	: K255B-SR		

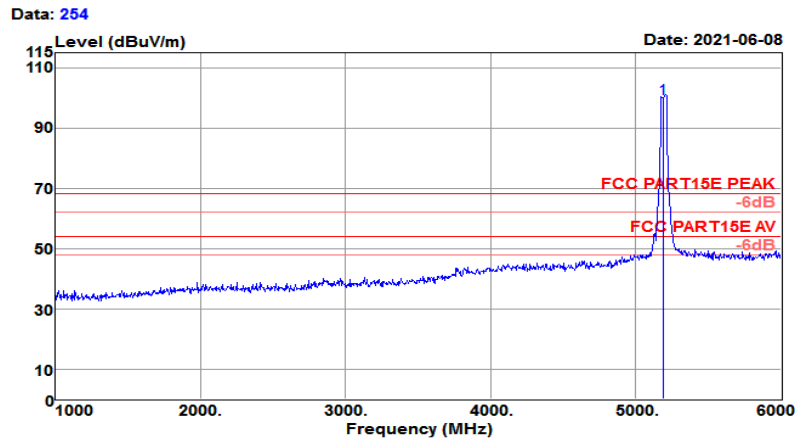


Freq MHz	Reading level dBuV	Antenna factor dB/m	Cable loss dB	Preamp factor dB	level dBuV/m	Limit level dBuV/m	Over limit dB	Remark
11650.000	25.94	39.40	13.76	33.04	46.06	54.00	-7.94	Average
11650.000	35.52	39.40	13.76	33.04	55.64	68.20	-12.56	Peak
17475.000	20.91	41.72	16.25	30.08	48.80	54.00	-5.20	Average
17475.000	31.86	41.72	16.25	30.08	59.75	68.20	-8.45	Peak

Note: Emission was scanned up to 40GHz; No emissions were detected above the noise floor which was at least 20dB below the specification limit.

<b>Test Mode :</b>	802.11n HT40 CH38 5190MHz	<b>Temperature :</b>	21~23℃
<b>Test Engineer :</b>	Jack Liu	<b>Relative Humidity :</b>	63~65%
<b>Frequency Range</b>	1GHz~6GHz	<b>Polarization :</b>	Horizontal

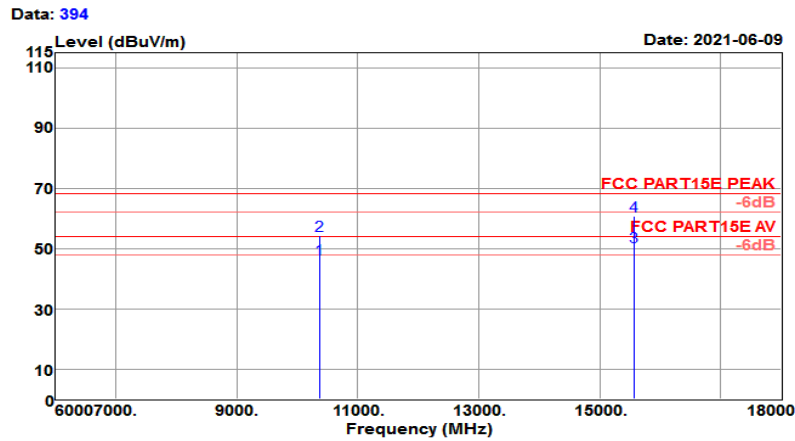
Test Site	: 3m Chamber	Temp/Humi	: 21℃/60%
Tested by	: Jack	Pol/Phase	: HORIZONTAL
Test Mode	: 802.11n HT40 CH38 (5190MHz)	Power rating:	DC 5V
EUT	: WIFI+BT Module		
Model No.	: K255B-SR		



Freq MHz	Reading level dBuV	Antenna factor dB/m	Cable loss dB	Preamp factor dB	level dBuV/m	Limit level dBuV/m	Over limit dB	Remark
5190.000	94.32	31.35	8.23	34.00	99.90	68.20	31.70	Peak

<b>Test Mode :</b>	802.11n HT40 CH38 5190MHz	<b>Temperature :</b>	21~23°C
<b>Test Engineer :</b>	Jack Liu	<b>Relative Humidity :</b>	63~65%
<b>Frequency Range</b>	6GHz~18GHz	<b>Polarization :</b>	Horizontal

Test Site	: 3m Chamber	Temp/Humi	: 19°C / 60%
Tested by	: Jack	Pol/Phase	: HORIZONTAL
Test Mode	: 802.11n HT40 CH38 (5190MHz)	Power rating:	DC 5W
EUT	: WIFI+BT Module		
Model No.	: K255B-SR		



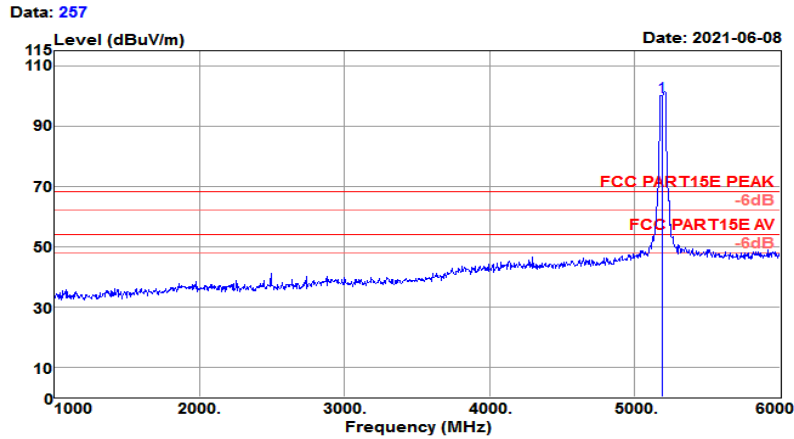
Freq MHz	Reading level dBuV	Antenna factor dB/m	Cable loss dB	Preamp factor dB	level dBuV/m	Limit level dBuV/m	Over limit dB	Remark
10380.000	27.91	39.23	13.25	33.81	46.58	54.00	-7.42	Average
10380.000	35.52	39.23	13.25	33.81	54.19	68.20	-14.01	Peak
15570.000	22.83	38.37	20.73	31.50	50.43	54.00	-3.57	Average
15570.000	33.28	38.37	20.73	31.50	60.88	68.20	-7.32	Peak

Note: Emission was scanned up to 40GHz; No emissions were detected above the noise floor which was at least 20dB below the specification limit.



<b>Test Mode :</b>	802.11n HT40 CH38 5190MHz	<b>Temperature :</b>	21~23°C
<b>Test Engineer :</b>	Jack Liu	<b>Relative Humidity :</b>	63~65%
<b>Frequency Range</b>	1GHz~6GHz	<b>Polarization :</b>	Vertical

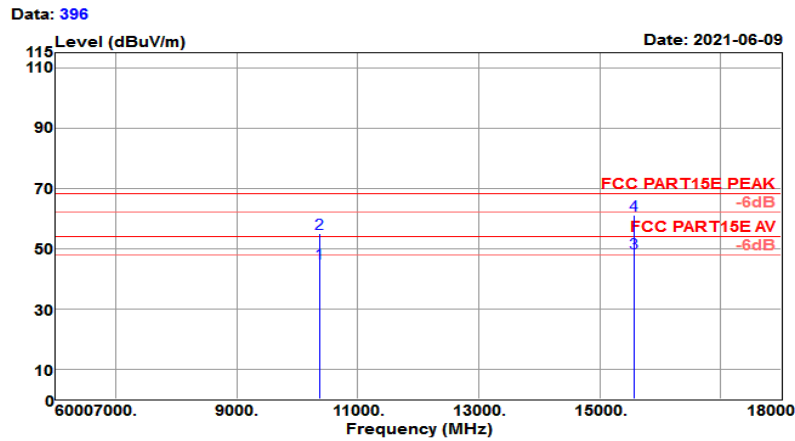
Test Site	: 3m Chamber	Temp/Humi	: 21°C/60%
Tested by	: Jack	Pol/Phase	: VERTICAL
Test Mode	: 802.11n HT40 CH38 (5190MHz)	Power rating:	DC 5V
EUT	: WIFI+BT Module		
Model No.	: K255B-SR		



Freq MHz	Reading level dBuV	Antenna factor dB/m	Cable loss dB	Preamp factor dB	level dBuV/m	Limit level dBuV/m	Over limit dB	Remark
5190.000	94.23	31.35	8.23	34.00	99.81	68.20	31.61	Peak

<b>Test Mode :</b>	802.11n HT40 CH38 5190MHz	<b>Temperature :</b>	21~23°C
<b>Test Engineer :</b>	Jack Liu	<b>Relative Humidity :</b>	63~65%
<b>Frequency Range</b>	6GHz~18GHz	<b>Polarization :</b>	Vertical

Test Site	: 3m Chamber	Temp/Humi	: 19°C/60%
Tested by	: Jack	Pol/Phase	: VERTICAL
Test Mode	: 802.11n HT40 CH38 (5190MHz)	Power rating:	DC 5W
EUT	: WIFI+BT Module		
Model No.	: K255B-SR		

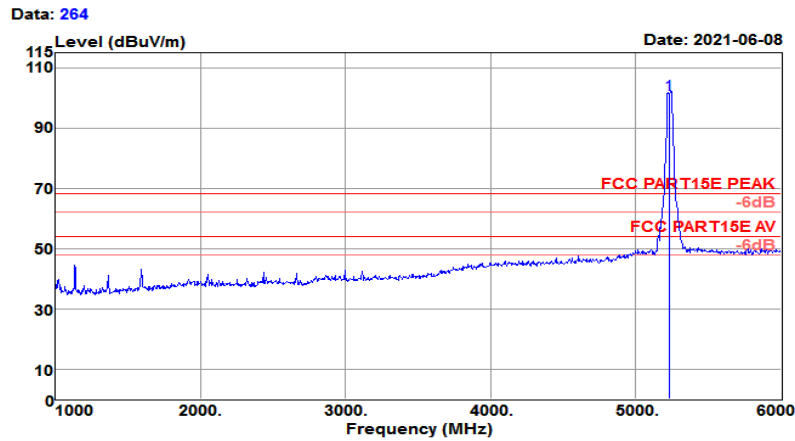


Freq MHz	Reading level dBuV	Antenna factor dB/m	Cable loss dB	Preamp factor dB	level dBuV/m	Limit level dBuV/m	Over limit dB	Remark
10380.000	26.58	39.23	13.25	33.81	45.25	54.00	-8.75	Average
10380.000	36.18	39.23	13.25	33.81	54.85	68.20	-13.35	Peak
15570.000	20.83	38.37	20.73	31.50	48.43	54.00	-5.57	Average
15570.000	33.52	38.37	20.73	31.50	61.12	68.20	-7.08	Peak

Note: Emission was scanned up to 40GHz; No emissions were detected above the noise floor which was at least 20dB below the specification limit.

<b>Test Mode :</b>	802.11 n HT40 CH46 5230MHz	<b>Temperature :</b>	21~23°C
<b>Test Engineer :</b>	Jack Liu	<b>Relative Humidity :</b>	63~65%
<b>Frequency Range</b>	1GHz~6GHz	<b>Polarization :</b>	Horizontal

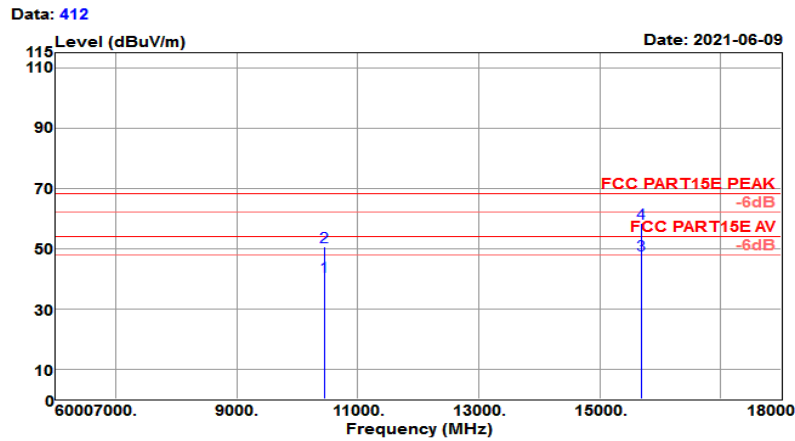
Test Site	: 3m Chamber	Temp/Humi	: 21°C/60%
Tested by	: Jack	Pol/Phase	: HORIZONTAL
Test Mode	: 802.11n HT40 CH46 (5230MHz)	Power rating:	DC 5V
EUT	: WIFI+BT Module		
Model No.	: K255B-SR		



Freq MHz	Reading level dBuV	Antenna factor dB/m	Cable loss dB	Preamp factor dB	level dBuV/m	Limit level dBuV/m	Over limit dB	Remark
5230.000	95.46	31.38	8.37	34.02	101.19	68.20	32.99	Peak

<b>Test Mode :</b>	802.11 n HT40 CH46 5230MHz	<b>Temperature :</b>	21~23°C
<b>Test Engineer :</b>	Jack Liu	<b>Relative Humidity :</b>	63~65%
<b>Frequency Range</b>	6GHz~18GHz	<b>Polarization :</b>	Horizontal

Test Site	: 3m Chamber	Temp/Humi	: 19°C/60%
Tested by	: Jack	Pol/Phase	: HORIZONTAL
Test Mode	: 802.11n HT40 CH46 (5230MHz)	Power rating:	DC 5W
EUT	: WIFI+BT Module		
Model No.	: K255B-SR		

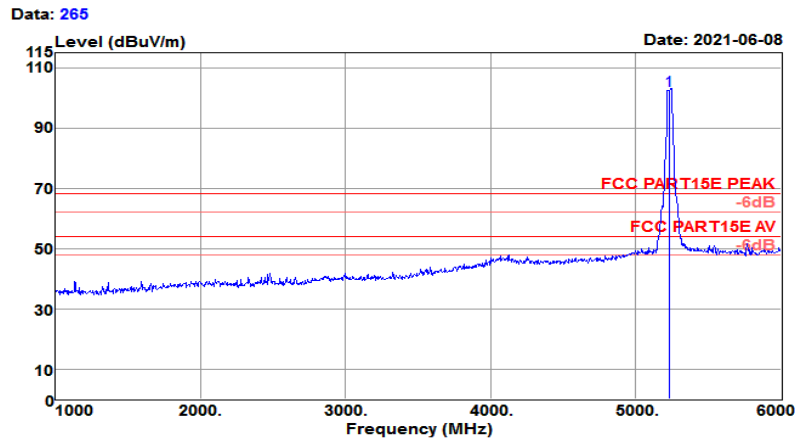


Freq MHz	Reading level dBuV	Antenna factor dB/m	Cable loss dB	Preamp factor dB	level dBuV/m	Limit level dBuV/m	Over limit dB	Remark
10460.000	21.86	39.34	13.31	33.70	40.81	54.00	-13.19	Average
10460.000	31.74	39.34	13.31	33.70	50.69	68.20	-17.51	Peak
15690.000	20.72	38.16	20.34	31.42	47.80	54.00	-6.20	Average
15690.000	31.28	38.16	20.34	31.42	58.36	68.20	-9.84	Peak

Note: Emission was scanned up to 40GHz; No emissions were detected above the noise floor which was at least 20dB below the specification limit.

<b>Test Mode :</b>	802.11 n HT40 CH46 5230MHz	<b>Temperature :</b>	21~23°C
<b>Test Engineer :</b>	Jack Liu	<b>Relative Humidity :</b>	63~65%
<b>Frequency Range</b>	1GHz~6GHz	<b>Polarization :</b>	Vertical

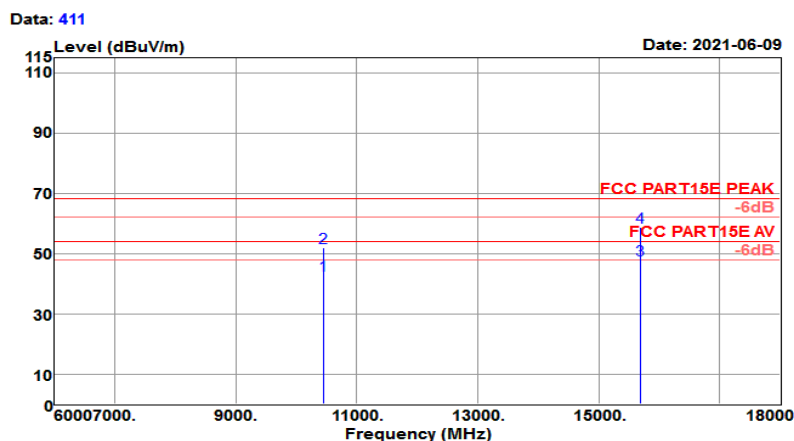
Test Site	: 3m Chamber	Temp/Humi	: 21°C/60%
Tested by	: Jack	Pol/Phase	: VERTICAL
Test Mode	: 802.11n HT40 CH46 (5230MHz)	Power rating:	DC 5W
EUT	: WIFI+BT Module		
Model No.	: K255B-SR		



Freq MHz	Reading level dBuV	Antenna factor dB/m	Cable loss dB	Preamp factor dB	level dBuV/m	Limit level dBuV/m	Over limit dB	Remark
5230.000	96.84	31.38	8.37	34.02	102.57	68.20	34.37	Peak

<b>Test Mode :</b>	802.11 n HT40 CH46 5230MHz	<b>Temperature :</b>	21~23°C
<b>Test Engineer :</b>	Jack Liu	<b>Relative Humidity :</b>	63~65%
<b>Frequency Range</b>	6GHz~18GHz	<b>Polarization :</b>	Vertical

Test Site	: 3m Chamber	Temp/Humi	: 19°C/60%
Tested by	: Jack	Pol/Phase	: VERTICAL
Test Mode	: 802.11n HT40 CH46 (5230MHz)	Power rating:	: DC 5W
EUT	: WIFI+BT Module		
Model No.	: K255B-SR		

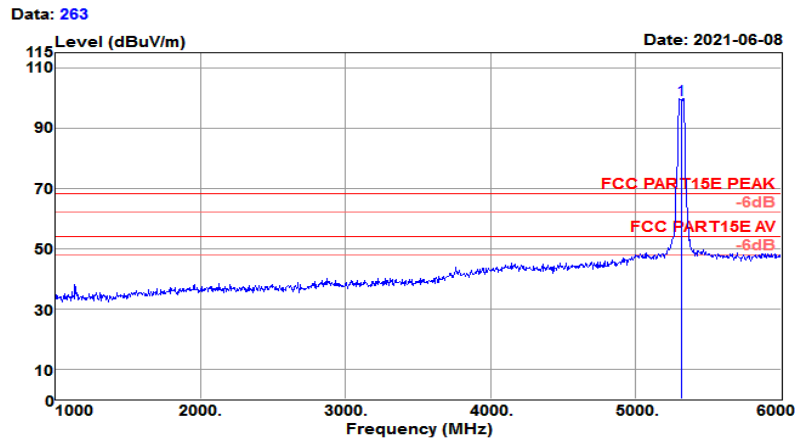


Freq MHz	Reading level dBuV	Antenna factor dB/m	Cable loss dB	Preamp factor dB	level dBuV/m	Limit level dBuV/m	Over limit dB	Remark
10460.000	23.94	39.34	13.31	33.70	42.89	54.00	-11.11	Average
10460.000	32.82	39.34	13.31	33.70	51.77	68.20	-16.43	Peak
15690.000	20.83	38.16	20.34	31.42	47.91	54.00	-6.09	Average
15690.000	31.74	38.16	20.34	31.42	58.82	68.20	-9.38	Peak

Note: Emission was scanned up to 40GHz; No emissions were detected above the noise floor which was at least 20dB below the specification limit.

<b>Test Mode :</b>	802.11 n HT40 CH62 5310MHz	<b>Temperature :</b>	21~23℃
<b>Test Engineer :</b>	Jack Liu	<b>Relative Humidity :</b>	63~65%
<b>Frequency Range</b>	1GHz~6GHz	<b>Polarization :</b>	Horizontal

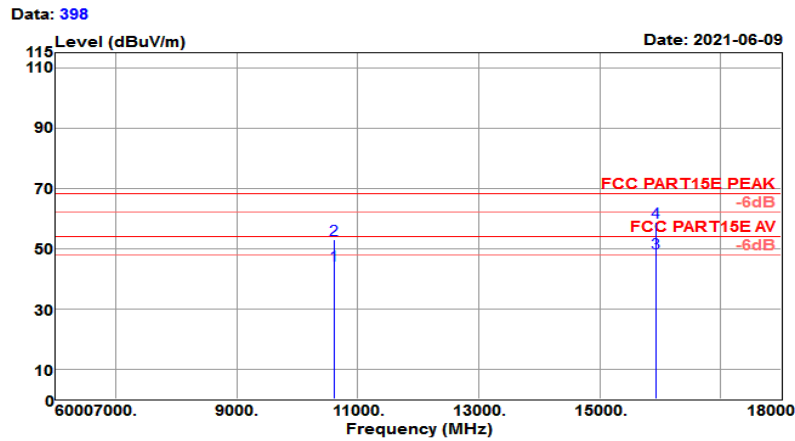
Test Site	: 3m Chamber	Temp/Humi	: 21℃/60%
Tested by	: Jack	Pol/Phase	: HORIZONTAL
Test Mode	: 802.11n HT40 CH62 (5310MHz)	Power rating:	DC 5V
EUT	: WIFI+BT Module		
Model No.	: K255B-SR		



Freq MHz	Reading level dBuV	Antenna factor dB/m	Cable loss dB	Preamp factor dB	level dBuV/m	Limit level dBuV/m	Over limit dB	Remark
5310.000	93.22	31.45	8.68	34.06	99.29	68.20	31.09	Peak

<b>Test Mode :</b>	802.11 n HT40 CH62 5310MHz	<b>Temperature :</b>	21~23°C
<b>Test Engineer :</b>	Jack Liu	<b>Relative Humidity :</b>	63~65%
<b>Frequency Range</b>	6GHz~18GHz	<b>Polarization :</b>	Horizontal

Test Site	: 3m Chamber	Temp/Humi	: 19°C / 60%
Tested by	: Jack	Pol/Phase	: HORIZONTAL
Test Mode	: 802.11n HT40 CH62 (5310MHz)	Power rating:	: DC 5W
EUT	: WIFI+BT Module		
Model No.	: K255B-SR		



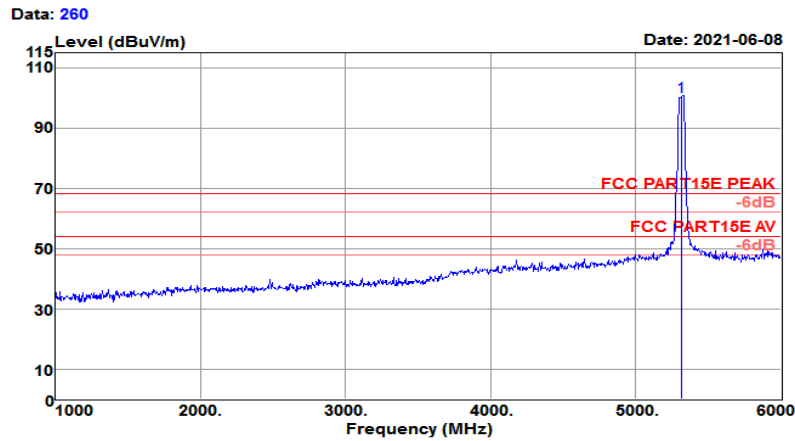
Freq MHz	Reading level dBuV	Antenna factor dB/m	Cable loss dB	Preamp factor dB	level dBuV/m	Limit level dBuV/m	Over limit dB	Remark
10620.000	24.72	39.52	13.78	33.49	44.53	54.00	-9.47	Average
10620.000	33.08	39.52	13.78	33.49	52.89	68.20	-15.31	Peak
15930.000	22.39	37.73	19.56	31.25	48.43	54.00	-5.57	Average
15930.000	32.72	37.73	19.56	31.25	58.76	68.20	-9.44	Peak

Note: Emission was scanned up to 40GHz; No emissions were detected above the noise floor which was at least 20dB below the specification limit.



<b>Test Mode :</b>	802.11 n HT40 CH62 5310MHz	<b>Temperature :</b>	21~23℃
<b>Test Engineer :</b>	Jack Liu	<b>Relative Humidity :</b>	63~65%
<b>Frequency Range</b>	1GHz~6GHz	<b>Polarization :</b>	Vertical

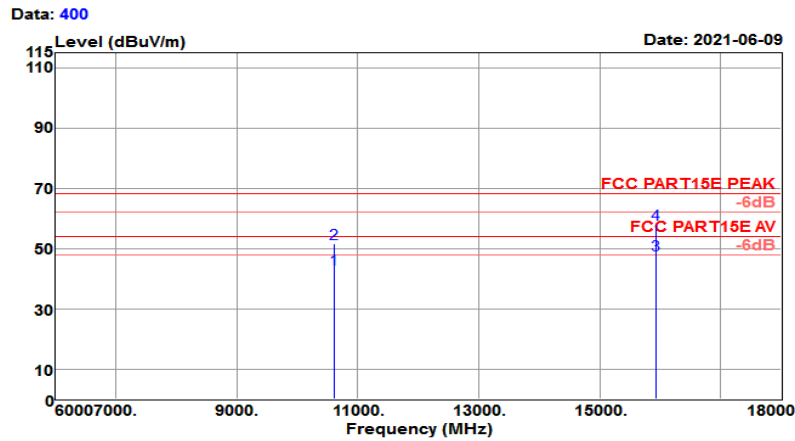
Test Site	: 3m Chamber	Temp/Humi	: 21℃/60%
Tested by	: Jack	Pol/Phase	: VERTICAL
Test Mode	: 802.11n HT40 CH62 (5310MHz)	Power rating:	DC 5V
EUT	: WIFI+BT Module		
Model No.	: K255B-SR		



Freq MHz	Reading level dBuV	Antenna factor dB/m	Cable loss dB	Preamp factor dB	level dBuV/m	Limit level dBuV/m	Over limit dB	Remark
5310.000	94.21	31.45	8.68	34.06	100.28	68.20	32.08	Peak

<b>Test Mode :</b>	802.11 n HT40 CH62 5310MHz	<b>Temperature :</b>	21~23°C
<b>Test Engineer :</b>	Jack Liu	<b>Relative Humidity :</b>	63~65%
<b>Frequency Range</b>	6GHz~18GHz	<b>Polarization :</b>	Vertical

Test Site	: 3m Chamber	Temp/Humi	: 19°C/60%
Tested by	: Jack	Pol/Phase	: VERTICAL
Test Mode	: 802.11n HT40 CH62 (5310MHz)	Power rating:	: DC 5W
EUT	: WIFI+BT Module		
Model No.	: K255B-SR		

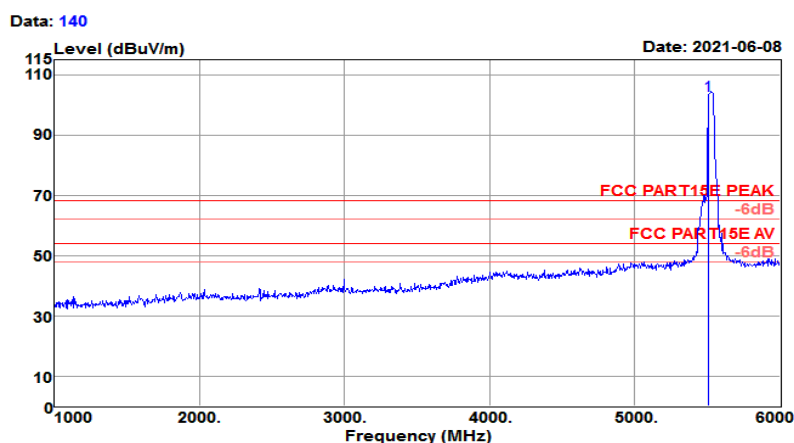


Freq MHz	Reading level dBuV	Antenna factor dB/m	Cable loss dB	Preamp factor dB	level dBuV/m	Limit level dBuV/m	Over limit dB	Remark
10620.000	23.42	39.52	13.78	33.49	43.23	54.00	-10.77	Average
10620.000	31.68	39.52	13.78	33.49	51.49	68.20	-16.71	Peak
15930.000	21.91	37.73	19.56	31.25	47.95	54.00	-6.05	Average
15930.000	32.08	37.73	19.56	31.25	58.12	68.20	-10.08	Peak

Note: Emission was scanned up to 40GHz; No emissions were detected above the noise floor which was at least 20dB below the specification limit.

<b>Test Mode :</b>	802.11 n HT40 CH102 5510MHz	<b>Temperature :</b>	21~23°C
<b>Test Engineer :</b>	Jack Liu	<b>Relative Humidity :</b>	63~65%
<b>Frequency Range</b>	1GHz~6GHz	<b>Polarization :</b>	Horizontal

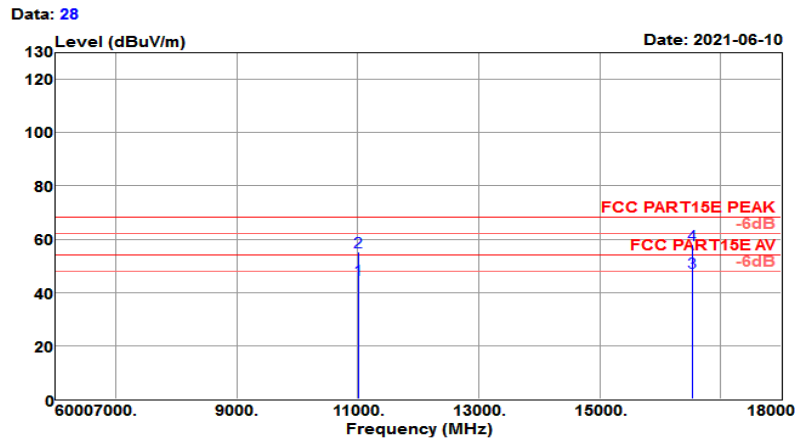
Test Site	: 3m Chamber	Temp/Humi	: 21°C/60%
Tested by	: Jack	Pol/Phase	: HORIZONTAL
Test Mode	: 802.11n HT40 CH102 (5510MHz)	Power rating:	DC 5V
EUT	: WIFI+BT Module		
Model No.	: K255B-SR		



Freq MHz	Reading level dBuV	Antenna factor dB/m	Cable loss dB	Preamp factor dB	level dBuV/m	Limit level dBuV/m	Over limit dB	Remark
5510.000	96.96	31.62	8.76	34.16	103.18	68.20	34.98	Peak

<b>Test Mode :</b>	802.11 n HT40 CH102 5510MHz	<b>Temperature :</b>	21~23°C
<b>Test Engineer :</b>	Jack Liu	<b>Relative Humidity :</b>	63~65%
<b>Frequency Range</b>	6GHz~18GHz	<b>Polarization :</b>	Horizontal

Test Site	: 3m Chamber	Temp/Humi	: 19°C / 60%
Tested by	: Jack	Pol/Phase	: HORIZONTAL
Test Mode	: 802.11n HT40 CH102(5510MHz)	Power rating:	DC 5W
EUT	: WIFI+BT Module		
Model No.	: K255B-SR		

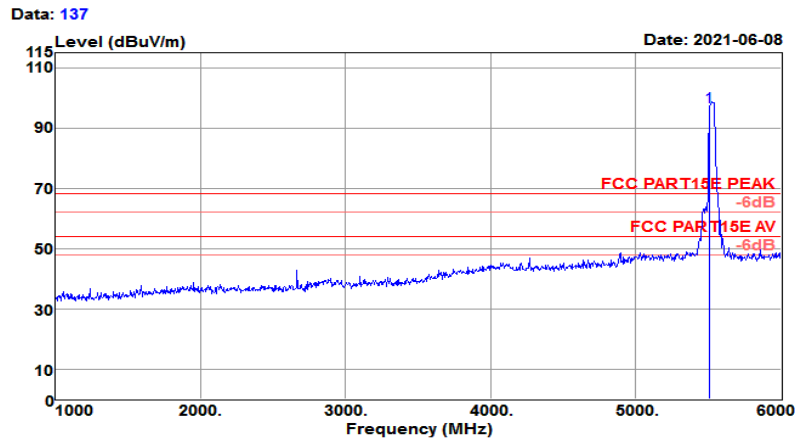


Freq MHz	Reading level dBuV	Antenna factor dB/m	Cable loss dB	Preamp factor dB	level dBuV/m	Limit level dBuV/m	Over limit dB	Remark
11020.000	24.82	39.89	12.71	32.56	44.86	54.00	-9.14	Average
11020.000	35.24	39.89	12.71	32.56	55.28	68.20	-12.92	Peak
16530.000	23.72	38.69	15.83	30.50	47.74	54.00	-6.26	Average
16530.000	33.83	38.69	15.83	30.50	57.85	68.20	-10.35	Peak

Note: Emission was scanned up to 40GHz; No emissions were detected above the noise floor which was at least 20dB below the specification limit.

<b>Test Mode :</b>	802.11 n HT40 CH102 5510MHz	<b>Temperature :</b>	21~23°C
<b>Test Engineer :</b>	Jack Liu	<b>Relative Humidity :</b>	63~65%
<b>Frequency Range</b>	1GHz~6GHz	<b>Polarization :</b>	Vertical

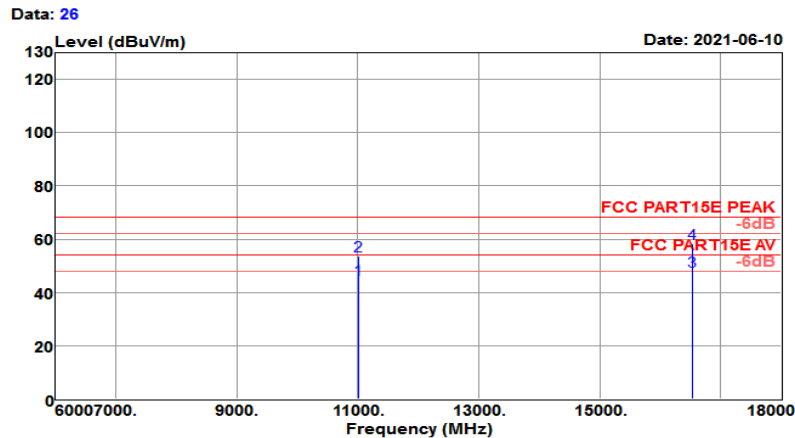
Test Site	: 3m Chamber	Temp/Humi	: 21°C/60%
Tested by	: Jack	Pol/Phase	: VERTICAL
Test Mode	: 802.11n HT40 CH102 (5510MHz)	Power rating:	DC 5W
EUT	: WIFI+BT Module		
Model No.	: K255B-SR		



Freq MHz	Reading level dBuV	Antenna factor dB/m	Cable loss dB	Preamp factor dB	level dBuV/m	Limit level dBuV/m	Over limit dB	Remark
5510.000	90.98	31.62	8.76	34.16	97.20	68.20	29.00	Peak

<b>Test Mode :</b>	802.11 n HT40 CH102 5510MHz	<b>Temperature :</b>	21~23°C
<b>Test Engineer :</b>	Jack Liu	<b>Relative Humidity :</b>	63~65%
<b>Frequency Range</b>	6GHz~18GHz	<b>Polarization :</b>	Vertical

Test Site	: 3m Chamber	Temp/Humi	: 19°C / 60%
Tested by	: Jack	Pol/Phase	: VERTICAL
Test Mode	: 802.11n HT40 CH102(5510MHz)	Power rating:	DC 5W
EUT	: WIFI+BT Module		
Model No.	: K255B-SR		

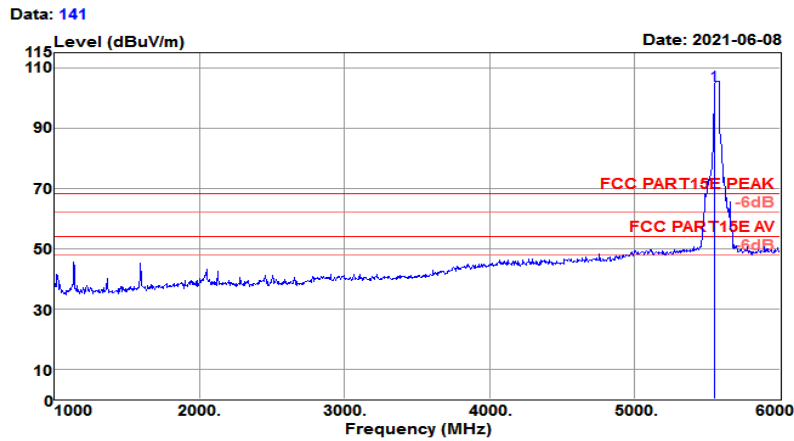


Freq MHz	Reading level dBuV	Antenna factor dB/m	Cable loss dB	Preamp factor dB	level dBuV/m	Limit level dBuV/m	Over limit dB	Remark
11020.000	24.75	39.89	12.71	32.56	44.79	54.00	-9.21	Average
11020.000	33.82	39.89	12.71	32.56	53.86	68.20	-14.34	Peak
16530.000	23.81	38.69	15.83	30.50	47.83	54.00	-6.17	Average
16530.000	34.17	38.69	15.83	30.50	58.19	68.20	-10.01	Peak

Note: Emission was scanned up to 40GHz; No emissions were detected above the noise floor which was at least 20dB below the specification limit.

<b>Test Mode :</b>	802.11 n HT40 CH110 5550MHz	<b>Temperature :</b>	21~23°C
<b>Test Engineer :</b>	Jack Liu	<b>Relative Humidity :</b>	63~65%
<b>Frequency Range</b>	1GHz~6GHz	<b>Polarization :</b>	Horizontal

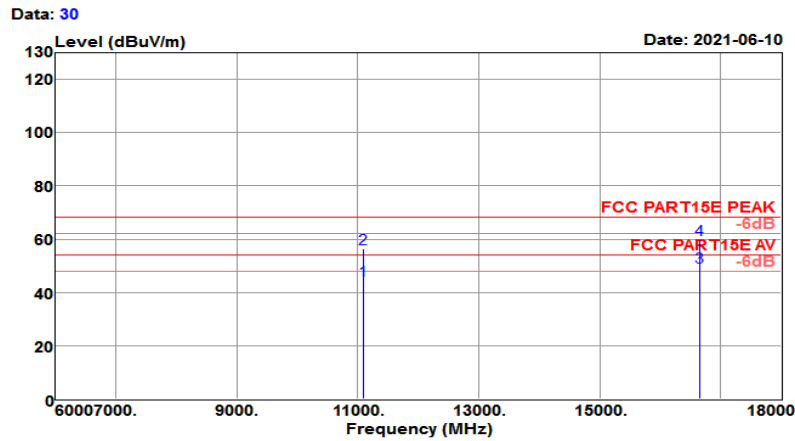
Test Site : 3m Chamber  
 Temp/Humi : 21°C/60%  
 Tested by : Jack  
 Pol/Phase : HORIZONTAL  
 Test Mode : 802.11n HT40 CH110 (5550MHz) Power rating: DC 5V  
 EUT : WIFI+BT Module  
 Model No. : K255B-SR



Freq MHz	Reading level dBuV	Antenna factor dB/m	Cable loss dB	Preamp factor dB	level dBuV/m	Limit level dBuV/m	Over limit dB	Remark
5550.000	97.96	31.68	8.66	34.18	104.12	68.20	35.92	Peak

<b>Test Mode :</b>	802.11 n HT20 CH64 5320MHz	<b>Temperature :</b>	21~23°C
<b>Test Engineer :</b>	Jack Liu	<b>Relative Humidity :</b>	63~65%
<b>Frequency Range</b>	6GHz~18GHz	<b>Polarization :</b>	Horizontal

Test Site	: 3m Chamber	Temp/Humi	: 19°C/60%
Tested by	: Jack	Pol/Phase	: HORIZONTAL
Test Mode	: 802.11n HT40 CH110(5550MHz)	Power rating:	DC 5W
EUT	: WIFI+BT Module		
Model No.	: K255B-SR		



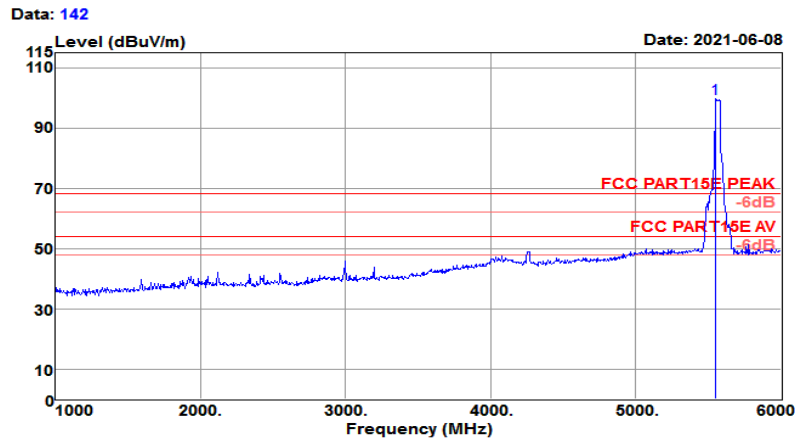
Freq MHz	Reading level dBuV	Antenna factor dB/m	Cable loss dB	Preamp factor dB	level dBuV/m	Limit level dBuV/m	Over limit dB	Remark
11100.000	24.59	39.86	12.82	32.62	44.65	54.00	-9.35	Average
11100.000	36.42	39.86	12.82	32.62	56.48	68.20	-11.72	Peak
16650.000	24.18	39.05	16.69	30.40	49.52	54.00	-4.48	Average
16650.000	34.63	39.05	16.69	30.40	59.97	68.20	-8.23	Peak

Note: Emission was scanned up to 40GHz; No emissions were detected above the noise floor which was at least 20dB below the specification limit.



<b>Test Mode :</b>	802.11 n HT40 CH110 5550MHz	<b>Temperature :</b>	21~23°C
<b>Test Engineer :</b>	Jack Liu	<b>Relative Humidity :</b>	63~65%
<b>Frequency Range</b>	1GHz~6GHz	<b>Polarization :</b>	Vertical

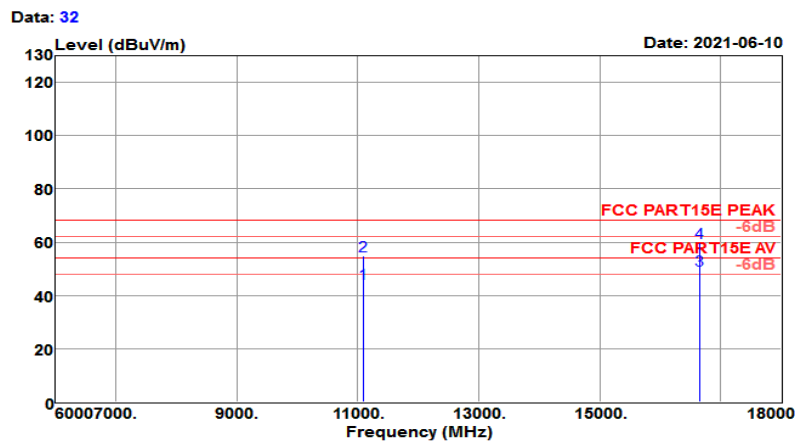
Test Site	: 3m Chamber	Temp/Humi	: 21°C/60%
Tested by	: Jack	Pol/Phase	: VERTICAL
Test Mode	: 802.11n HT40 CH110 (5550MHz)	Power rating:	DC 5V
EUT	: WIFI+BT Module		
Model No.	: K255B-SR		



Freq MHz	Reading level dBuV	Antenna factor dB/m	Cable loss dB	Preamp factor dB	level dBuV/m	Limit level dBuV/m	Over limit dB	Remark
5550.000	93.75	31.68	8.66	34.18	99.91	68.20	31.71	Peak

<b>Test Mode :</b>	802.11 n HT40 CH110 5550MHz	<b>Temperature :</b>	21~23℃
<b>Test Engineer :</b>	Jack Liu	<b>Relative Humidity :</b>	63~65%
<b>Frequency Range</b>	6GHz~18GHz	<b>Polarization :</b>	Vertical

Test Site	: 3m Chamber	Temp/Humi	: 19℃/60%
Tested by	: Jack	Pol/Phase	: VERTICAL
Test Mode	: 802.11n HT40 CH110(5550MHz)	Power rating:	DC 5W
EUT	: WIFI+BT Module		
Model No.	: K255B-SR		

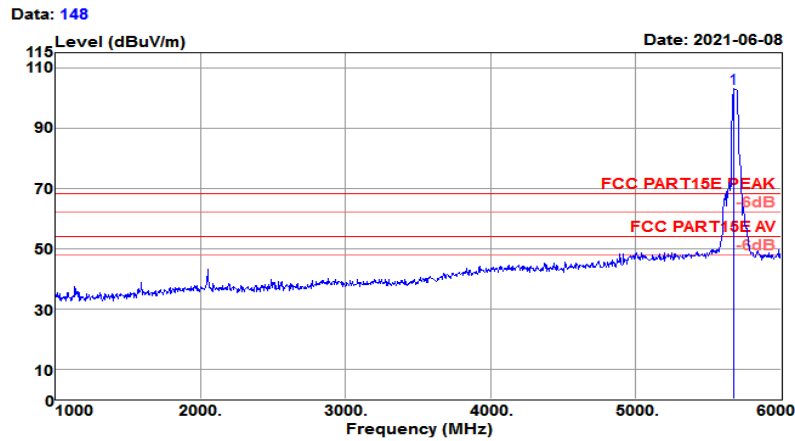


Freq MHz	Reading level dBuV	Antenna factor dB/m	Cable loss dB	Preamp factor dB	level dBuV/m	Limit level dBuV/m	Over limit dB	Remark
11100.000	24.48	39.86	12.82	32.62	44.54	54.00	-9.46	Average
11100.000	34.81	39.86	12.82	32.62	54.87	68.20	-13.33	Peak
16650.000	24.19	39.05	16.69	30.40	49.53	54.00	-4.47	Average
16650.000	34.51	39.05	16.69	30.40	59.85	68.20	-8.35	Peak

Note: Emission was scanned up to 40GHz; No emissions were detected above the noise floor which was at least 20dB below the specification limit.

<b>Test Mode :</b>	802.11 n HT40 CH134 5670MHz	<b>Temperature :</b>	21~23°C
<b>Test Engineer :</b>	Jack Liu	<b>Relative Humidity :</b>	63~65%
<b>Frequency Range</b>	1GHz~6GHz	<b>Polarization :</b>	Horizontal

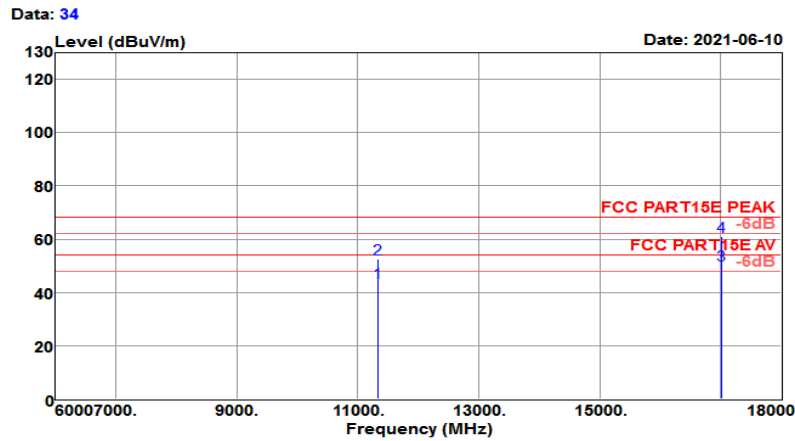
Test Site	: 3m Chamber	Temp/Humi	: 21°C/60%
Tested by	: Jack	Pol/Phase	: HORIZONTAL
Test Mode	: 802.11n HT40 CH134 (5670MHz)	Power rating:	DC 5V
EUT	: WIFI+BT Module		
Model No.	: K255B-SR		



Freq MHz	Reading level dBuV	Antenna factor dB/m	Cable loss dB	Preamp factor dB	level dBuV/m	Limit level dBuV/m	Over limit dB	Remark
5670.000	97.37	31.87	8.12	34.24	103.12	68.20	34.92	Peak

<b>Test Mode :</b>	802.11 n HT40 CH134 5670MHz	<b>Temperature :</b>	21~23°C
<b>Test Engineer :</b>	Jack Liu	<b>Relative Humidity :</b>	63~65%
<b>Frequency Range</b>	6GHz~18GHz	<b>Polarization :</b>	Horizontal

Test Site	: 3m Chamber	Temp/Humi	: 19°C / 60%
Tested by	: Jack	Pol/Phase	: HORIZONTAL
Test Mode	: 802.11n HT40 CH134(5670MHz)	Power rating:	DC 5W
EUT	: WIFI+BT Module		
Model No.	: K255B-SR		

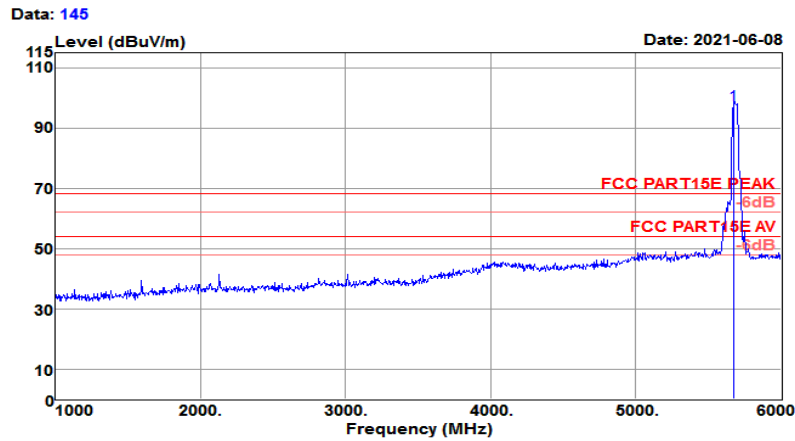


Freq MHz	Reading level dBuV	Antenna factor dB/m	Cable loss dB	Preamp factor dB	level dBuV/m	Limit level dBuV/m	Over limit dB	Remark
11340.000	23.72	39.76	13.14	32.80	43.82	54.00	-10.18	Average
11340.000	32.35	39.76	13.14	32.80	52.45	68.20	-15.75	Peak
17010.000	20.92	40.13	19.15	30.08	50.12	54.00	-3.88	Average
17010.000	31.63	40.13	19.15	30.08	60.83	68.20	-7.37	Peak

Note: Emission was scanned up to 40GHz; No emissions were detected above the noise floor which was at least 20dB below the specification limit.

<b>Test Mode :</b>	802.11 n HT40 CH134 5670MHz	<b>Temperature :</b>	21~23℃
<b>Test Engineer :</b>	Jack Liu	<b>Relative Humidity :</b>	63~65%
<b>Frequency Range</b>	1GHz~6GHz	<b>Polarization :</b>	Vertical

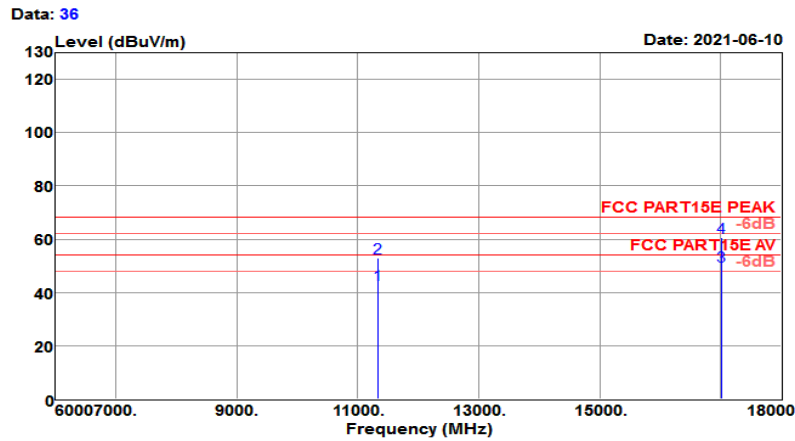
Test Site	: 3m Chamber	Temp/Humi	: 21℃/60%
Tested by	: Jack	Pol/Phase	: VERTICAL
Test Mode	: 802.11n HT40 CH134 (5670MHz)	Power rating:	DC 5V
EUT	: WIFI+BT Module		
Model No.	: K255B-SR		



Freq MHz	Reading level dBuV	Antenna factor dB/m	Cable loss dB	Preamp factor dB	level dBuV/m	Limit level dBuV/m	Over limit dB	Remark
5670.000	91.83	31.87	8.12	34.24	97.58	68.20	29.38	Peak

<b>Test Mode :</b>	802.11 n HT40 CH134 5670MHz	<b>Temperature :</b>	21~23°C
<b>Test Engineer :</b>	Jack Liu	<b>Relative Humidity :</b>	63~65%
<b>Frequency Range</b>	6GHz~18GHz	<b>Polarization :</b>	Vertical

Test Site	: 3m Chamber	Temp/Humi	: 19°C / 60%
Tested by	: Jack	Pol/Phase	: VERTICAL
Test Mode	: 802.11n HT40 CH134(5670MHz)	Power rating:	DC 5W
EUT	: WIFI+BT Module		
Model No.	: K255B-SR		

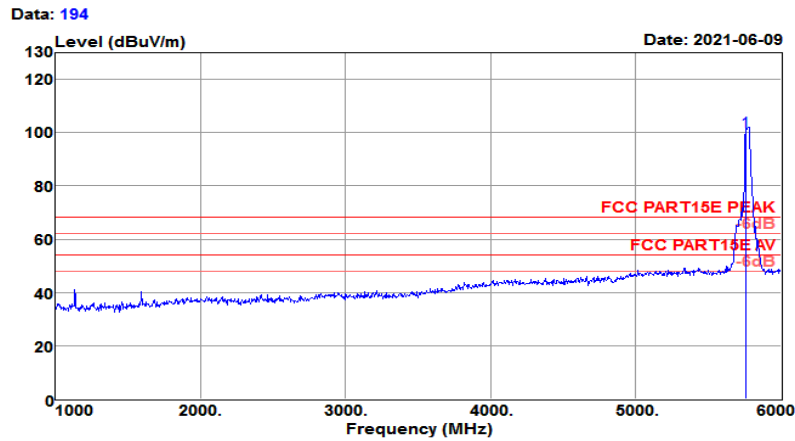


Freq MHz	Reading level dBuV	Antenna factor dB/m	Cable loss dB	Preamp factor dB	level dBuV/m	Limit level dBuV/m	Over limit dB	Remark
11340.000	22.85	39.76	13.14	32.80	42.95	54.00	-11.05	Average
11340.000	32.75	39.76	13.14	32.80	52.85	68.20	-15.35	Peak
17010.000	20.72	40.13	19.15	30.08	49.92	54.00	-4.08	Average
17010.000	31.28	40.13	19.15	30.08	60.48	68.20	-7.72	Peak

Note: Emission was scanned up to 40GHz; No emissions were detected above the noise floor which was at least 20dB below the specification limit.

<b>Test Mode :</b>	802.11 n HT40 CH151 5755MHz	<b>Temperature :</b>	21~23°C
<b>Test Engineer :</b>	Jack Liu	<b>Relative Humidity :</b>	63~65%
<b>Frequency Range</b>	1GHz~6GHz	<b>Polarization :</b>	Horizontal

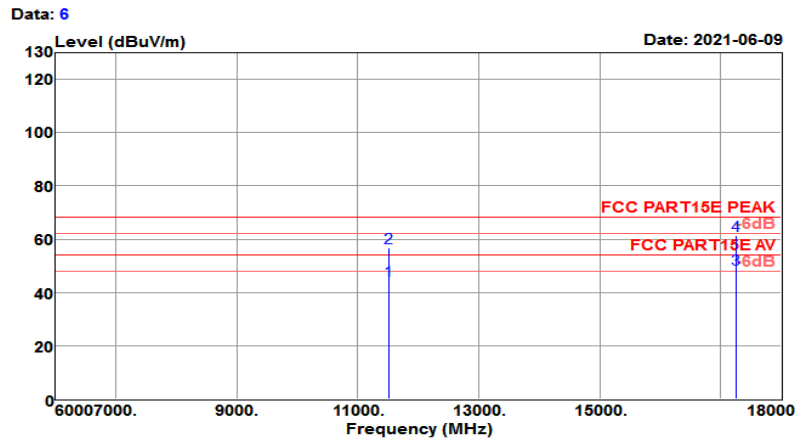
Test Site	: 3m Chamber	Temp/Humi	: 21°C/60%
Tested by	: Jack	Pol/Phase	: HORIZONTAL
Test Mode	: 802.11n HT40 CH151 (5755MHz)	Power rating:	DC 5V
EUT	: WIFI+BT Module		
Model No.	: K255B-SR		



Freq MHz	Reading level dBuV	Antenna factor dB/m	Cable loss dB	Preamp factor dB	level dBuV/m	Limit level dBuV/m	Over limit dB	Remark
5755.000	95.12	32.01	7.62	34.28	100.47	68.20	32.27	Peak

<b>Test Mode :</b>	802.11 n HT40 CH151 5755MHz	<b>Temperature :</b>	21~23°C
<b>Test Engineer :</b>	Jack Liu	<b>Relative Humidity :</b>	63~65%
<b>Frequency Range</b>	6GHz~18GHz	<b>Polarization :</b>	Horizontal

Test Site : 3m Chamber  
 Temp/Humi : 19°C/60%  
 Tested by : Jack  
 Pol/Phase : HORIZONTAL  
 Test Mode : 802.11n HT40 CH151 (5755MHz) Power rating: DC 5V  
 EUT : WIFI+BT Module  
 Model No. : K255B-SR



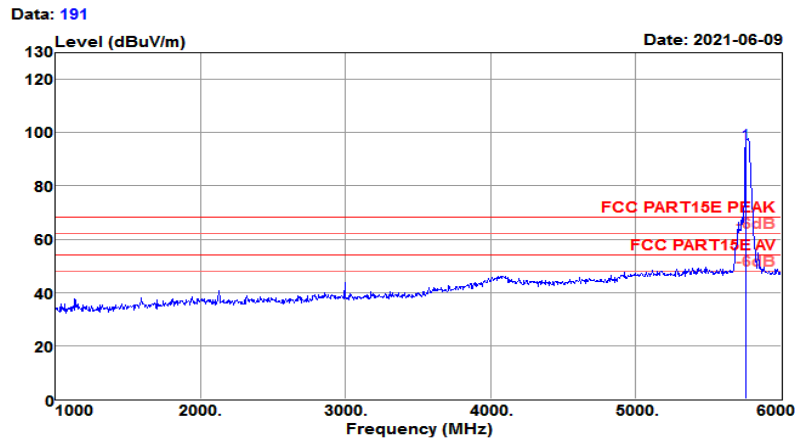
Freq MHz	Reading level dBuV	Antenna factor dB/m	Cable loss dB	Preamp factor dB	level dBuV/m	Limit level dBuV/m	Over limit dB	Remark
11510.000	24.48	39.68	13.39	32.93	44.62	54.00	-9.38	Average
11510.000	36.56	39.68	13.39	32.93	56.70	68.20	-11.50	Peak
17265.000	20.38	41.00	17.56	30.08	48.86	54.00	-5.14	Average
17265.000	32.74	41.00	17.56	30.08	61.22	68.20	-6.98	Peak

Note: Emission was scanned up to 40GHz; No emissions were detected above the noise floor which was at least 20dB below the specification limit.



<b>Test Mode :</b>	802.11 n HT40 CH151 5755MHz	<b>Temperature :</b>	21~23°C
<b>Test Engineer :</b>	Jack Liu	<b>Relative Humidity :</b>	63~65%
<b>Frequency Range</b>	1GHz~6GHz	<b>Polarization :</b>	Vertical

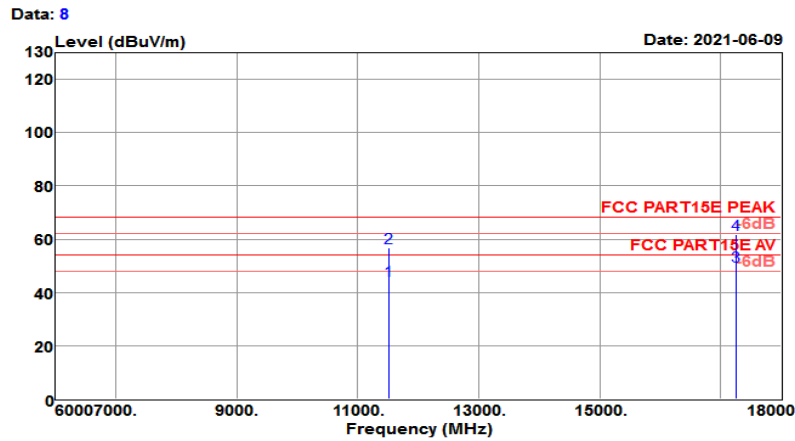
Test Site	: 3m Chamber	Temp/Humi	: 21°C/60%
Tested by	: Jack	Pol/Phase	: VERTICAL
Test Mode	: 802.11n HT40 CH151 (5755MHz)	Power rating:	DC 5V
EUT	: WIFI+BT Module		
Model No.	: K255B-SR		



Freq MHz	Reading level dBuV	Antenna factor dB/m	Cable loss dB	Preamp factor dB	level dBuV/m	Limit level dBuV/m	Over limit dB	Remark
5755.000	90.61	32.01	7.62	34.28	95.96	68.20	27.76	Peak

<b>Test Mode :</b>	802.11 n HT40 CH151 5755MHz	<b>Temperature :</b>	21~23°C
<b>Test Engineer :</b>	Jack Liu	<b>Relative Humidity :</b>	63~65%
<b>Frequency Range</b>	6GHz~18GHz	<b>Polarization :</b>	Vertical

Test Site : 3m Chamber  
 Temp/Humi : 19°C / 60%  
 Tested by : Jack  
 Pol/Phase : VERTICAL  
 Test Mode : 802.11n HT40 CH151 (5755MHz) Power rating: DC 5V  
 EUT : WIFI+BT Module  
 Model No. : K255B-SR

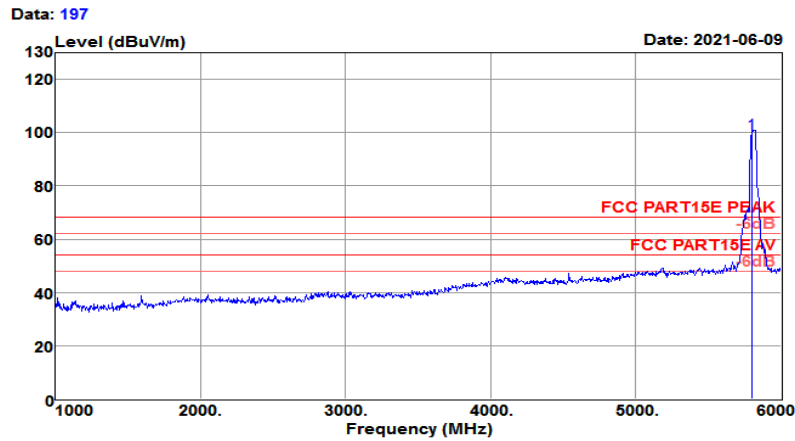


Freq MHz	Reading level dBuV	Antenna factor dB/m	Cable loss dB	Preamp factor dB	level dBuV/m	Limit level dBuV/m	Over limit dB	Remark
11510.000	24.38	39.68	13.39	32.93	44.52	54.00	-9.48	Average
11510.000	36.52	39.68	13.39	32.93	56.66	68.20	-11.54	Peak
17265.000	21.49	41.00	17.56	30.08	49.97	54.00	-4.03	Average
17265.000	33.35	41.00	17.56	30.08	61.83	68.20	-6.37	Peak

Note: Emission was scanned up to 40GHz; No emissions were detected above the noise floor which was at least 20dB below the specification limit.

<b>Test Mode :</b>	802.11 n HT40 CH159 5795MHz	<b>Temperature :</b>	21~23°C
<b>Test Engineer :</b>	Jack Liu	<b>Relative Humidity :</b>	63~65%
<b>Frequency Range</b>	1GHz~6GHz	<b>Polarization :</b>	Horizontal

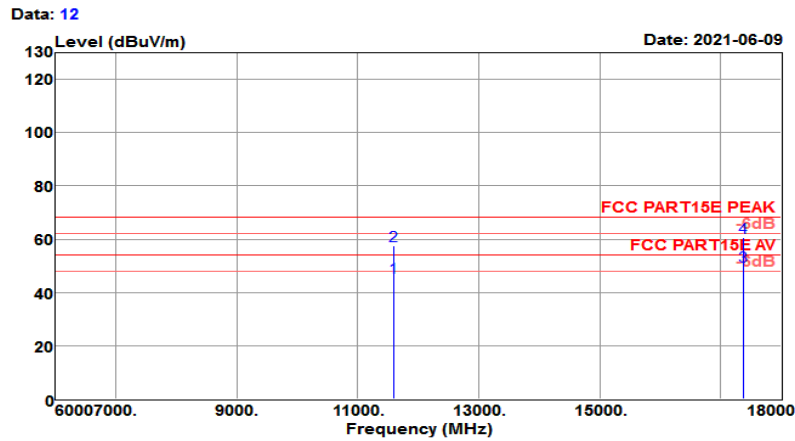
Test Site	: 3m Chamber	Temp/Humi	: 21°C/60%
Tested by	: Jack	Pol/Phase	: HORIZONTAL
Test Mode	: 802.11n HT40 CH159 (5795MHz)	Power rating:	DC 5V
EUT	: WIFI+BT Module		
Model No.	: K255B-SR		



Freq MHz	Reading level dBuV	Antenna factor dB/m	Cable loss dB	Preamp factor dB	level dBuV/m	Limit level dBuV/m	Over limit dB	Remark
5795.000	94.39	32.07	7.38	34.30	99.54	68.20	31.34	Peak

<b>Test Mode :</b>	802.11 n HT40 CH159 5795MHz	<b>Temperature :</b>	21~23°C
<b>Test Engineer :</b>	Jack Liu	<b>Relative Humidity :</b>	63~65%
<b>Frequency Range</b>	6GHz~18GHz	<b>Polarization :</b>	Horizontal

Test Site : 3m Chamber  
 Temp/Humi : 19°C / 60%  
 Tested by : Jack  
 Pol/Phase : HORIZONTAL  
 Test Mode : 802.11n HT40 CH159 (5795MHz) Power rating: DC 5V  
 EUT : WIFI+BT Module  
 Model No. : K255B-SR

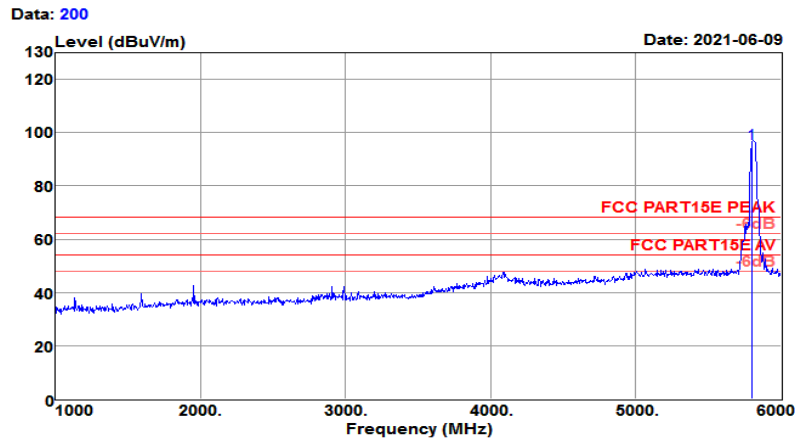


Freq MHz	Reading level dBuV	Antenna factor dB/m	Cable loss dB	Preamp factor dB	level dBuV/m	Limit level dBuV/m	Over limit dB	Remark
11590.000	25.38	39.52	13.60	32.99	45.51	54.00	-8.49	Average
11590.000	37.35	39.52	13.60	32.99	57.48	68.20	-10.72	Peak
17385.000	21.67	41.41	16.81	30.08	49.81	54.00	-4.19	Average
17385.000	32.61	41.41	16.81	30.08	60.75	68.20	-7.45	Peak

Note: Emission was scanned up to 40GHz; No emissions were detected above the noise floor which was at least 20dB below the specification limit.

<b>Test Mode :</b>	802.11 n HT40 CH159 5795MHz	<b>Temperature :</b>	21~23°C
<b>Test Engineer :</b>	Jack Liu	<b>Relative Humidity :</b>	63~65%
<b>Frequency Range</b>	1GHz~6GHz	<b>Polarization :</b>	Vertical

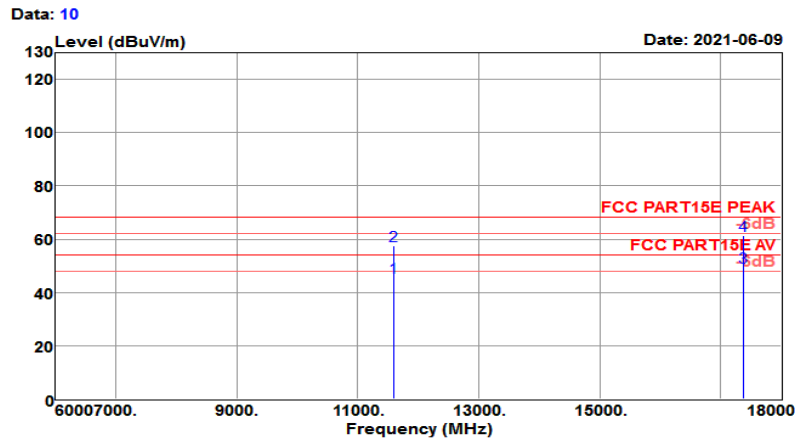
Test Site	: 3m Chamber	Temp/Humi	: 21°C/60%
Tested by	: Jack	Pol/Phase	: VERTICAL
Test Mode	: 802.11n HT40 CH159 (5795MHz)	Power rating:	DC 5V
EUT	: WIFI+BT Module		
Model No.	: K255B-SR		



Freq MHz	Reading level dBuV	Antenna factor dB/m	Cable loss dB	Preamp factor dB	level dBuV/m	Limit level dBuV/m	Over limit dB	Remark
5795.000	90.73	32.07	7.38	34.30	95.88	68.20	27.68	Peak

<b>Test Mode :</b>	802.11 n HT40 CH159 5795MHz	<b>Temperature :</b>	21~23°C
<b>Test Engineer :</b>	Jack Liu	<b>Relative Humidity :</b>	63~65%
<b>Frequency Range</b>	6GHz~18GHz	<b>Polarization :</b>	Vertical

Test Site	: 3m Chamber	Temp/Humi	: 19°C / 60%
Tested by	: Jack	Pol/Phase	: VERTICAL
Test Mode	: 802.11n HT40 CH159 (5795MHz)	Power rating:	DC 5W
EUT	: WIFI+BT Module		
Model No.	: K255B-SR		

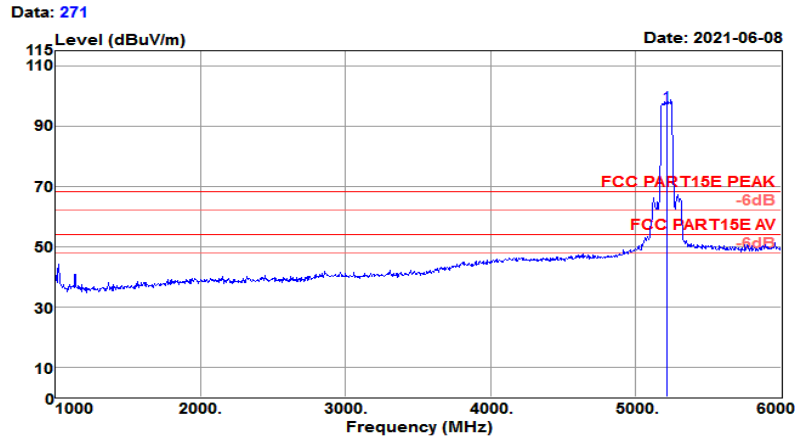


Freq MHz	Reading level dBuV	Antenna factor dB/m	Cable loss dB	Preamp factor dB	level dBuV/m	Limit level dBuV/m	Over limit dB	Remark
11590.000	25.41	39.52	13.60	32.99	45.54	54.00	-8.46	Average
11590.000	37.36	39.52	13.60	32.99	57.49	68.20	-10.71	Peak
17385.000	21.18	41.41	16.81	30.08	49.32	54.00	-4.68	Average
17385.000	33.39	41.41	16.81	30.08	61.53	68.20	-6.67	Peak

Note: Emission was scanned up to 40GHz; No emissions were detected above the noise floor which was at least 20dB below the specification limit.

<b>Test Mode :</b>	802.11 ac VHT80 CH42 5210MHz	<b>Temperature :</b>	21~23°C
<b>Test Engineer :</b>	Jack Liu	<b>Relative Humidity :</b>	63~65%
<b>Frequency Range</b>	1GHz~6GHz	<b>Polarization :</b>	Horizontal

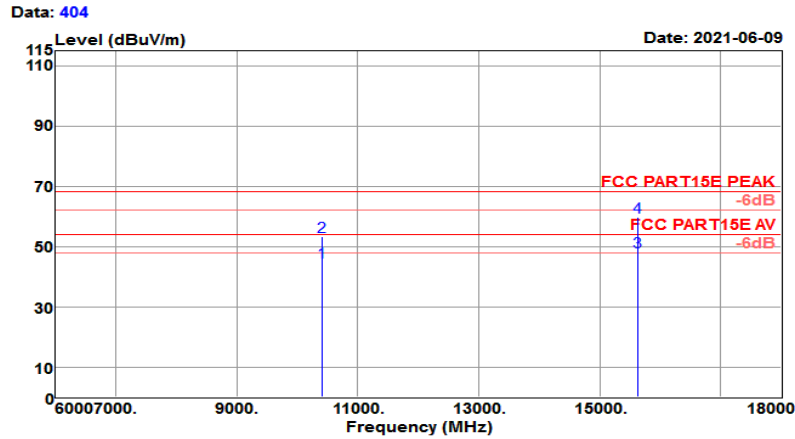
Test Site : 3m Chamber  
 Temp/Humi : 21°C/60%  
 Tested by : Jack  
 Pol/Phase : HORIZONTAL  
 Test Mode : 802.11ac VHT80 CH42(5210MHz) Power rating: DC 5V  
 EUT : WIFI+BT Module  
 Model No. : K255B-SR



Freq MHz	Reading level dBuV	Antenna factor dB/m	Cable loss dB	Preamp factor dB	level dBuV/m	Limit level dBuV/m	Over limit dB	Remark
5210.000	91.10	31.37	8.29	34.01	96.75	68.20	28.55	Peak

<b>Test Mode :</b>	802.11 ac VHT80 CH42 5210MHz	<b>Temperature :</b>	21~23°C
<b>Test Engineer :</b>	Jack Liu	<b>Relative Humidity :</b>	63~65%
<b>Frequency Range</b>	6GHz~18GHz	<b>Polarization :</b>	Horizontal

Test Site : 3m Chamber  
 Temp/Humi : 19°C/60%  
 Tested by : Jack  
 Pol/Phase : HORIZONTAL  
 Test Mode : 802.11ac VHT80 CH42(5210MHz) Power rating: DC 5W  
 EUT : WIFI+BT Module  
 Model No. : K255B-SR



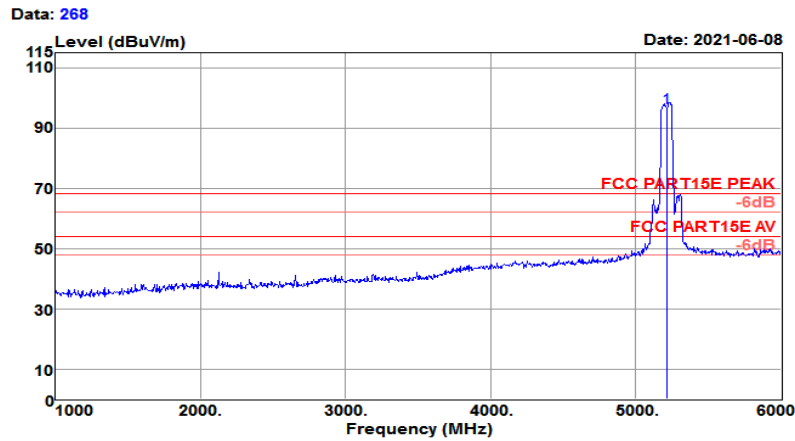
Freq MHz	Reading level dBuV	Antenna factor dB/m	Cable loss dB	Preamp factor dB	level dBuV/m	Limit level dBuV/m	Over limit dB	Remark
10420.000	25.91	39.29	13.28	33.75	44.73	54.00	-9.27	Average
10420.000	34.41	39.29	13.28	33.75	53.23	68.20	-14.97	Peak
15630.000	20.82	38.27	20.54	31.46	48.17	54.00	-5.83	Average
15630.000	32.47	38.27	20.54	31.46	59.82	68.20	-8.38	Peak

Note: Emission was scanned up to 40GHz; No emissions were detected above the noise floor which was at least 20dB below the specification limit.



<b>Test Mode :</b>	802.11 ac VHT80 CH42 5210MHz	<b>Temperature :</b>	21~23°C
<b>Test Engineer :</b>	Jack Liu	<b>Relative Humidity :</b>	63~65%
<b>Frequency Range</b>	1GHz~6GHz	<b>Polarization :</b>	Vertical

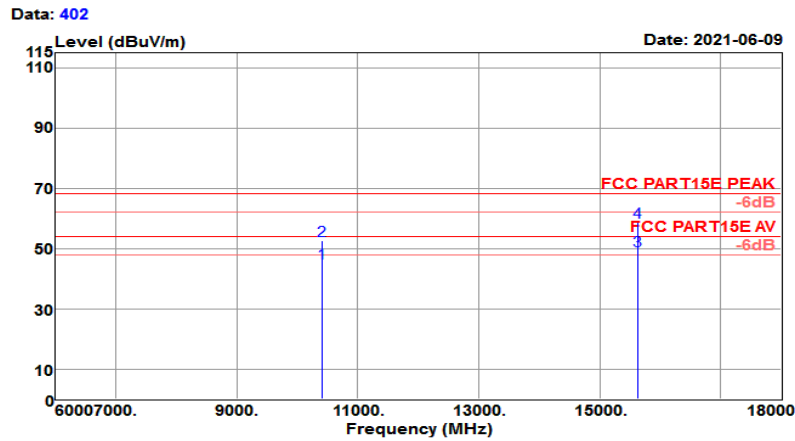
Test Site	: 3m Chamber	Temp/Humi	: 21°C/60%
Tested by	: Jack	Pol/Phase	: VERTICAL
Test Mode	: 802.11ac VHT80 CH42(5210MHz)	Power rating:	DC 5V
EUT	: WIFI+BT Module		
Model No.	: K255B-SR		



Freq MHz	Reading level dBuV	Antenna factor dB/m	Cable loss dB	Preamp factor dB	level dBuV/m	Limit level dBuV/m	Over limit dB	Remark
5210.000	90.89	31.37	8.29	34.01	96.54	68.20	28.34	Peak

<b>Test Mode :</b>	802.11 ac VHT80 CH42 5210MHz	<b>Temperature :</b>	21~23°C
<b>Test Engineer :</b>	Jack Liu	<b>Relative Humidity :</b>	63~65%
<b>Frequency Range</b>	6GHz~18GHz	<b>Polarization :</b>	Vertical

Test Site	: 3m Chamber	Temp/Humi	: 19°C / 60%
Tested by	: Jack	Pol/Phase	: VERTICAL
Test Mode	: 802.11ac VHT80 CH42(5210MHz)	Power rating:	DC 5W
EUT	: WIFI+BT Module		
Model No.	: K255B-SR		

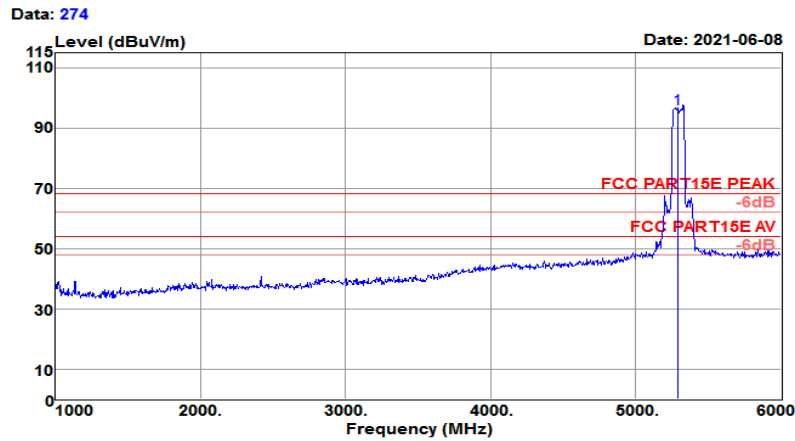


Freq MHz	Reading level dBuV	Antenna factor dB/m	Cable loss dB	Preamp factor dB	level dBuV/m	Limit level dBuV/m	Over limit dB	Remark
10420.000	26.41	39.29	13.28	33.75	45.23	54.00	-8.77	Average
10420.000	33.84	39.29	13.28	33.75	52.66	68.20	-15.54	Peak
15630.000	21.83	38.27	20.54	31.46	49.18	54.00	-4.82	Average
15630.000	31.27	38.27	20.54	31.46	58.62	68.20	-9.58	Peak

Note: Emission was scanned up to 40GHz; No emissions were detected above the noise floor which was at least 20dB below the specification limit.

<b>Test Mode :</b>	802.11 ac VHT80 CH58 5290MHz	<b>Temperature :</b>	21~23°C
<b>Test Engineer :</b>	Jack Liu	<b>Relative Humidity :</b>	63~65%
<b>Frequency Range</b>	1GHz~6GHz	<b>Polarization :</b>	Horizontal

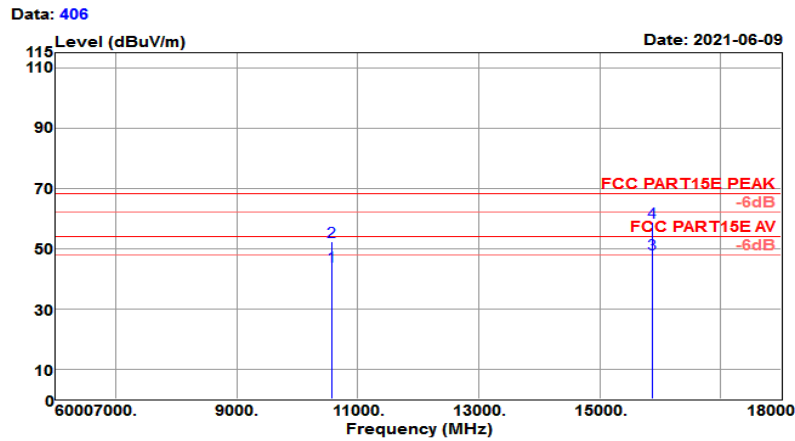
Test Site	: 3m Chamber	Temp/Humi	: 21°C/60%
Tested by	: Jack	Pol/Phase	: HORIZONTAL
Test Mode	: 802.11ac VHT80 CH58(5290MHz)	Power rating:	DC 5V
EUT	: WIFI+BT Module		
Model No.	: K255B-SR		



Freq MHz	Reading level dBuV	Antenna factor dB/m	Cable loss dB	Preamp factor dB	level dBuV/m	Limit level dBuV/m	Over limit dB	Remark
5290.000	90.42	31.43	8.60	34.05	96.40	68.20	28.20	Peak

<b>Test Mode :</b>	802.11 ac VHT80 CH58 5290MHz	<b>Temperature :</b>	21~23°C
<b>Test Engineer :</b>	Jack Liu	<b>Relative Humidity :</b>	63~65%
<b>Frequency Range</b>	6GHz~18GHz	<b>Polarization :</b>	Horizontal

Test Site : 3m Chamber  
 Temp/Humi : 19°C / 60%  
 Tested by : Jack  
 Pol/Phase : HORIZONTAL  
 Test Mode : 802.11ac VHT80 CH58(5290MHz) Power rating: DC 5W  
 EUT : WIFI+BT Module  
 Model No. : K255B-SR

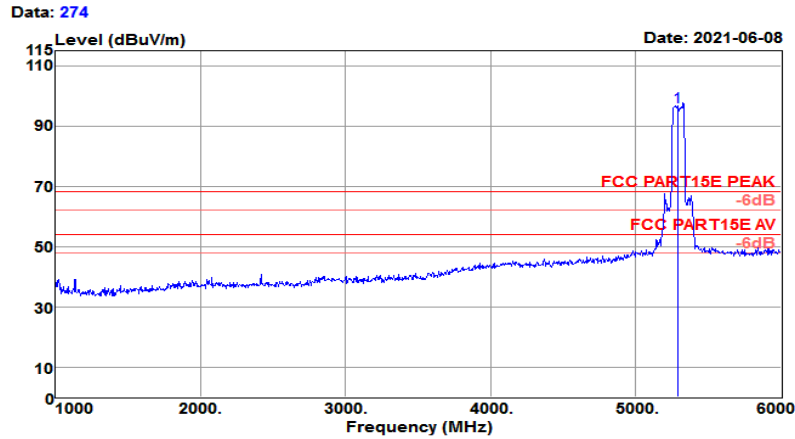


Freq MHz	Reading level dBuV	Antenna factor dB/m	Cable loss dB	Preamp factor dB	level dBuV/m	Limit level dBuV/m	Over limit dB	Remark
10580.000	24.59	39.48	13.64	33.55	44.16	54.00	-9.84	Average
10580.000	32.68	39.48	13.64	33.55	52.25	68.20	-15.95	Peak
15870.000	21.83	37.83	19.75	31.29	48.12	54.00	-5.88	Average
15870.000	32.27	37.83	19.75	31.29	58.56	68.20	-9.64	Peak

Note: Emission was scanned up to 40GHz; No emissions were detected above the noise floor which was at least 20dB below the specification limit.

<b>Test Mode :</b>	802.11 ac VHT80 CH58 5290MHz	<b>Temperature :</b>	21~23°C
<b>Test Engineer :</b>	Jack Liu	<b>Relative Humidity :</b>	63~65%
<b>Frequency Range</b>	1GHz~6GHz	<b>Polarization :</b>	Vertical

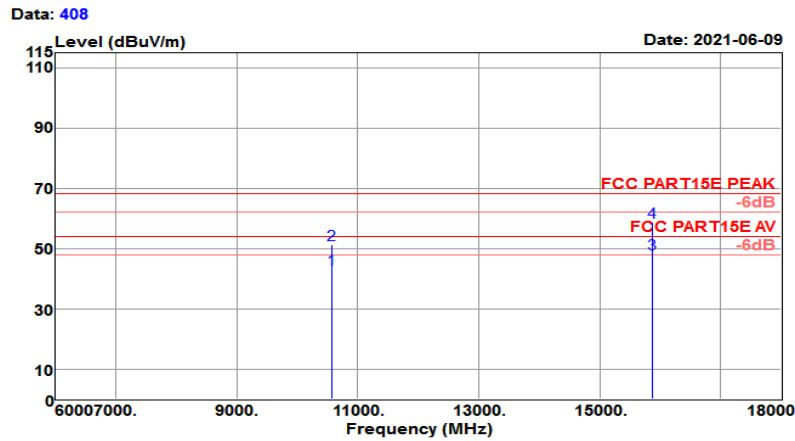
Test Site	: 3m Chamber	Temp/Humi	: 21°C/60%
Tested by	: Jack	Pol/Phase	: HORIZONTAL
Test Mode	: 802.11ac VHT80 CH58(5290MHz)	Power rating:	DC 5W
EUT	: WIFI+BT Module		
Model No.	: K255B-SR		



Freq MHz	Reading level dBuV	Antenna factor dB/m	Cable loss dB	Preamp factor dB	level dBuV/m	Limit level dBuV/m	Over limit dB	Remark
5290.000	90.42	31.43	8.60	34.05	96.40	68.20	28.20	Peak

<b>Test Mode :</b>	802.11 ac VHT80 CH58 5290MHz	<b>Temperature :</b>	21~23°C
<b>Test Engineer :</b>	Jack Liu	<b>Relative Humidity :</b>	63~65%
<b>Frequency Range</b>	6GHz~18GHz	<b>Polarization :</b>	Vertical

Test Site : 3m Chamber  
 Temp/Humi : 19°C/60%  
 Tested by : Jack  
 Pol/Phase : VERTICAL  
 Test Mode : 802.11ac VHT80 CH58(5290MHz) Power rating: DC 5W  
 EUT : WIFI+BT Module  
 Model No. : K255B-SR

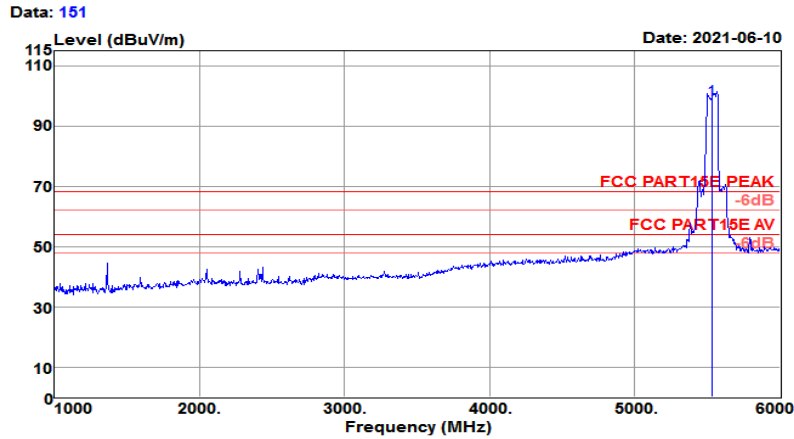


Freq MHz	Reading level dBuV	Antenna factor dB/m	Cable loss dB	Preamp factor dB	level dBuV/m	Limit level dBuV/m	Over limit dB	Remark
10580.000	23.62	39.48	13.64	33.55	43.19	54.00	-10.81	Average
10580.000	31.71	39.48	13.64	33.55	51.28	68.20	-16.92	Peak
15870.000	21.87	37.83	19.75	31.29	48.16	54.00	-5.84	Average
15870.000	32.44	37.83	19.75	31.29	58.73	68.20	-9.47	Peak

Note: Emission was scanned up to 40GHz; No emissions were detected above the noise floor which was at least 20dB below the specification limit.

<b>Test Mode :</b>	802.11 ac VHT80 CH106 5530MHz	<b>Temperature :</b>	21~23℃
<b>Test Engineer :</b>	Jack Liu	<b>Relative Humidity :</b>	63~65%
<b>Frequency Range</b>	1GHz~6GHz	<b>Polarization :</b>	Horizontal

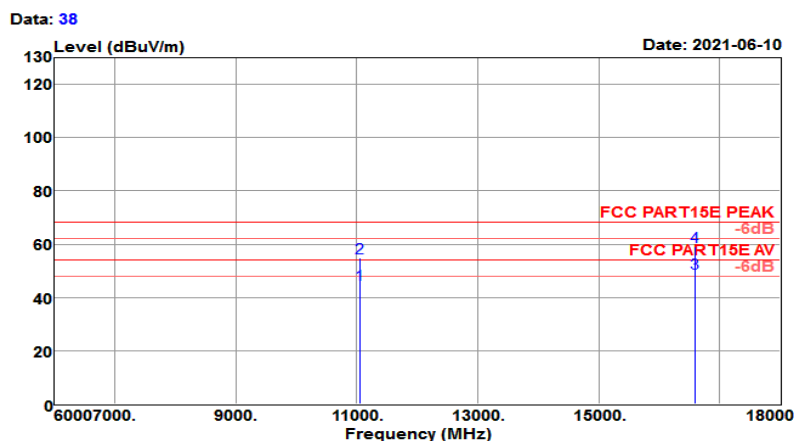
Test Site : 3m Chamber  
 Temp/Humi : 21℃/60%  
 Tested by : Jack  
 Pol/Phase : HORIZONTAL  
 Test Mode : 802.11ac VHT80 CH106(5530MHz) Power rating: DC 5V  
 EUT : WIFI+BT Module  
 Model No. : K255B-SR



Freq MHz	Reading level dBuV	Antenna factor dB/m	Cable loss dB	Preamp factor dB	level dBuV/m	Limit level dBuV/m	Over limit dB	Remark
5530.000	92.69	31.65	8.71	34.17	98.88	68.20	30.68	Peak

<b>Test Mode :</b>	802.11 ac VHT80 CH106 5530MHz	<b>Temperature :</b>	21~23°C
<b>Test Engineer :</b>	Jack Liu	<b>Relative Humidity :</b>	63~65%
<b>Frequency Range</b>	6GHz~18GHz	<b>Polarization :</b>	Horizontal

Test Site : 3m Chamber  
 Temp/Humi : 19°C/60%  
 Tested by : Jack  
 Pol/Phase : HORIZONTAL  
 Test Mode : 802.11ac VHT80 CH106(5530MHz) Power rating: DC 5W  
 EUT : WIFI+BT Module  
 Model No. : K255B-SR



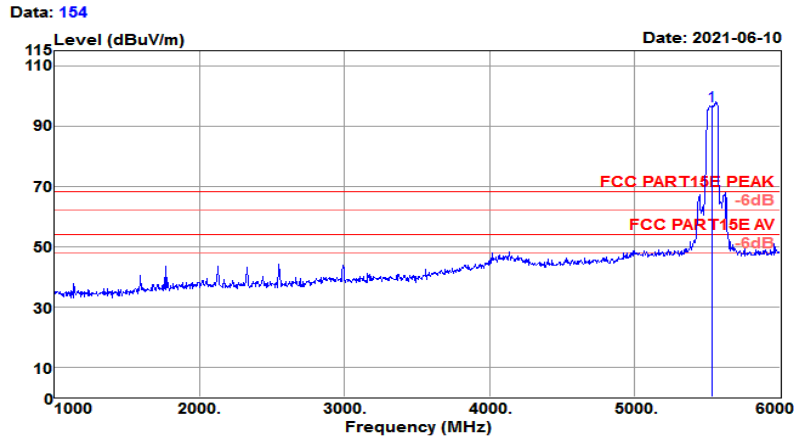
Freq MHz	Reading level dBuV	Antenna factor dB/m	Cable loss dB	Preamp factor dB	level dBuV/m	Limit level dBuV/m	Over limit dB	Remark
11060.000	24.72	39.88	12.76	32.59	44.77	54.00	-9.23	Average
11060.000	34.84	39.88	12.76	32.59	54.89	68.20	-13.31	Peak
16590.000	24.36	38.87	16.26	30.45	49.04	54.00	-4.96	Average
16590.000	34.51	38.87	16.26	30.45	59.19	68.20	-9.01	Peak

Note: Emission was scanned up to 40GHz; No emissions were detected above the noise floor which was at least 20dB below the specification limit.



<b>Test Mode :</b>	802.11 ac VHT80 CH106 5530MHz	<b>Temperature :</b>	21~23°C
<b>Test Engineer :</b>	Jack Liu	<b>Relative Humidity :</b>	63~65%
<b>Frequency Range</b>	1GHz~6GHz	<b>Polarization :</b>	Vertical

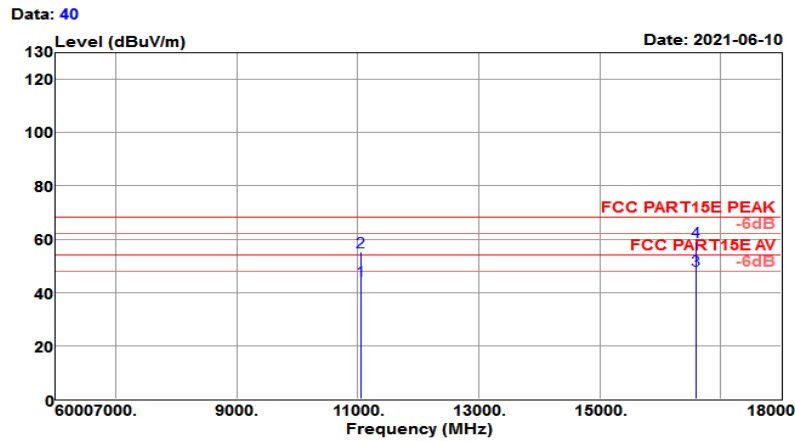
Test Site : 3m Chamber  
 Temp/Humi : 21°C/60%  
 Tested by : Jack  
 Pol/Phase : VERTICAL  
 Test Mode : 802.11ac VHT80 CH106(5530MHz) Power rating: DC 5V  
 EUT : WIFI+BT Module  
 Model No. : K255B-SR



Freq MHz	Reading level dBuV	Antenna factor dB/m	Cable loss dB	Preamp factor dB	level dBuV/m	Limit level dBuV/m	Over limit dB	Remark
5530.000	90.40	31.65	8.71	34.17	96.59	68.20	28.39	Peak

<b>Test Mode :</b>	802.11 ac VHT80 CH106 5530MHz	<b>Temperature :</b>	21~23°C
<b>Test Engineer :</b>	Jack Liu	<b>Relative Humidity :</b>	63~65%
<b>Frequency Range</b>	6GHz~18GHz	<b>Polarization :</b>	Vertical

Test Site : 3m Chamber  
 Temp/Humi : 19°C/60%  
 Tested by : Jack  
 Pol/Phase : VERTICAL  
 Test Mode : 802.11ac VHT80 CH106(5530MHz) Power rating: DC 5W  
 EUT : WIFI+BT Module  
 Model No. : K255B-SR

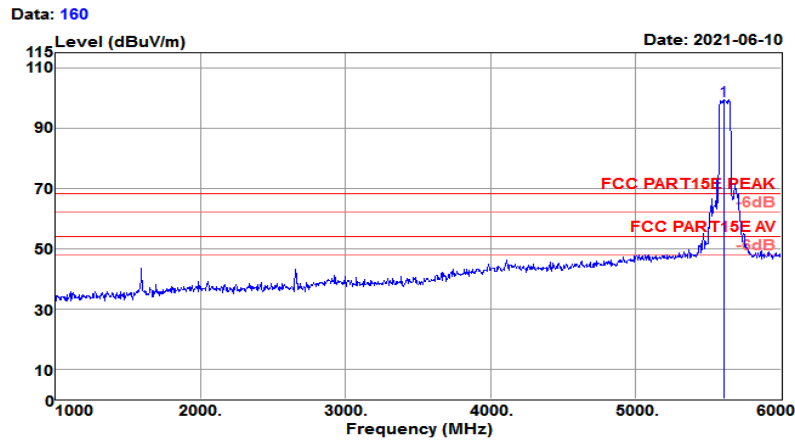


Freq MHz	Reading level dBuV	Antenna factor dB/m	Cable loss dB	Preamp factor dB	level dBuV/m	Limit level dBuV/m	Over limit dB	Remark
11060.000	24.29	39.88	12.76	32.59	44.34	54.00	-9.66	Average
11060.000	35.14	39.88	12.76	32.59	55.19	68.20	-13.01	Peak
16590.000	23.62	38.87	16.26	30.45	48.30	54.00	-5.70	Average
16590.000	34.38	38.87	16.26	30.45	59.06	68.20	-9.14	Peak

Note: Emission was scanned up to 40GHz; No emissions were detected above the noise floor which was at least 20dB below the specification limit.

<b>Test Mode :</b>	802.11 ac VHT80 CH122 5610MHz	<b>Temperature :</b>	21~23°C
<b>Test Engineer :</b>	Jack Liu	<b>Relative Humidity :</b>	63~65%
<b>Frequency Range</b>	1GHz~6GHz	<b>Polarization :</b>	Horizontal

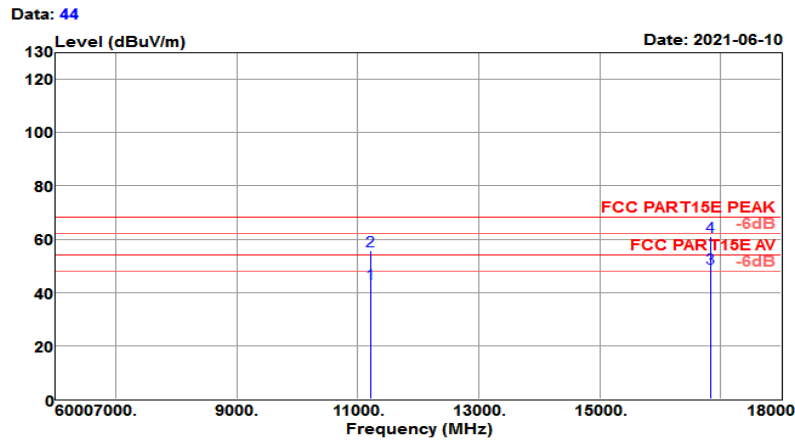
Test Site	: 3m Chamber	Temp/Humi	: 21°C/60%
Tested by	: Jack	Pol/Phase	: HORIZONTAL
Test Mode	: 802.11ac VHT80 CH122(5610MHz)	Power rating:	DC 5V
EUT	: WIFI+BT Module		
Model No.	: K255B-SR		



Freq MHz	Reading level dBuV	Antenna factor dB/m	Cable loss dB	Preamp factor dB	level dBuV/m	Limit level dBuV/m	Over limit dB	Remark
5610.000	92.90	31.78	8.48	34.21	98.95	68.20	30.75	Peak

<b>Test Mode :</b>	802.11 ac VHT80 CH122 5610MHz	<b>Temperature :</b>	21~23°C
<b>Test Engineer :</b>	Jack Liu	<b>Relative Humidity :</b>	63~65%
<b>Frequency Range</b>	6GHz~18GHz	<b>Polarization :</b>	Horizontal

Test Site : 3m Chamber  
 Temp/Humi : 19°C/60%  
 -----  
 Tested by : Jack  
 Pol/Phase : HORIZONTAL  
 -----  
 Test Mode : 802.11ac VHT80 CH122(5610MHz) Power rating: DC 5W  
 -----  
 EUT : WIFI+BT Module  
 -----  
 Model No. : K255B-SR  
 -----

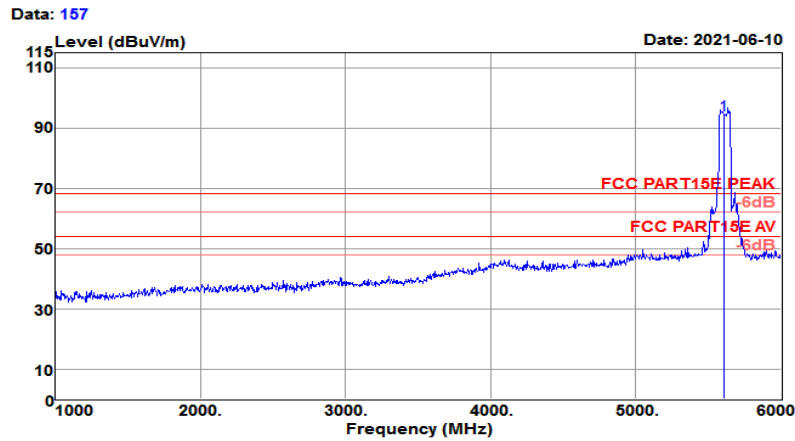


Freq MHz	Reading level dBuV	Antenna factor dB/m	Cable loss dB	Preamp factor dB	level dBuV/m	Limit level dBuV/m	Over limit dB	Remark
11220.000	23.42	39.81	12.98	32.71	43.50	54.00	-10.50	Average
11220.000	35.62	39.81	12.98	32.71	55.70	68.20	-12.50	Peak
16830.000	21.86	39.59	17.99	30.23	49.21	54.00	-4.79	Average
16830.000	33.71	39.59	17.99	30.23	61.06	68.20	-7.14	Peak

Note: Emission was scanned up to 40GHz; No emissions were detected above the noise floor which was at least 20dB below the specification limit.

<b>Test Mode :</b>	802.11 ac VHT80 CH122 5610MHz	<b>Temperature :</b>	21~23°C
<b>Test Engineer :</b>	Jack Liu	<b>Relative Humidity :</b>	63~65%
<b>Frequency Range</b>	1GHz~6GHz	<b>Polarization :</b>	Vertical

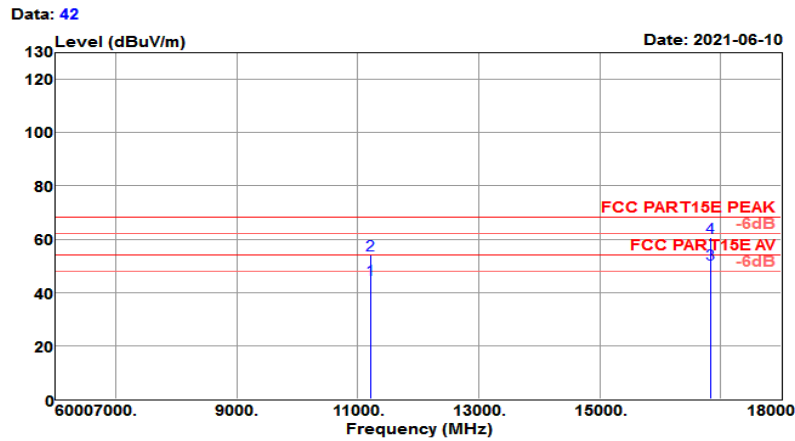
Test Site	: 3m Chamber	Temp/Humi	: 21°C/60%
Tested by	: Jack	Pol/Phase	: VERTICAL
Test Mode	: 802.11ac VHT80 CH122(5610MHz)	Power rating:	DC 5V
EUT	: WIFI+BT Module		
Model No.	: K255B-SR		



Freq MHz	Reading level dBuV	Antenna factor dB/m	Cable loss dB	Preamp factor dB	level dBuV/m	Limit level dBuV/m	Over limit dB	Remark
5610.000	88.26	31.78	8.48	34.21	94.31	68.20	26.11	Peak

<b>Test Mode :</b>	802.11 ac VHT80 CH122 5610MHz	<b>Temperature :</b>	21~23°C
<b>Test Engineer :</b>	Jack Liu	<b>Relative Humidity :</b>	63~65%
<b>Frequency Range</b>	6GHz~18GHz	<b>Polarization :</b>	Vertical

Test Site : 3m Chamber  
 Temp/Humi : 19°C/60%  
 Tested by : Jack  
 Pol/Phase : VERTICAL  
 Test Mode : 802.11ac VHT80 CH122(5610MHz) Power rating: DC 5W  
 EUT : WIFI+BT Module  
 Model No. : K255B-SR

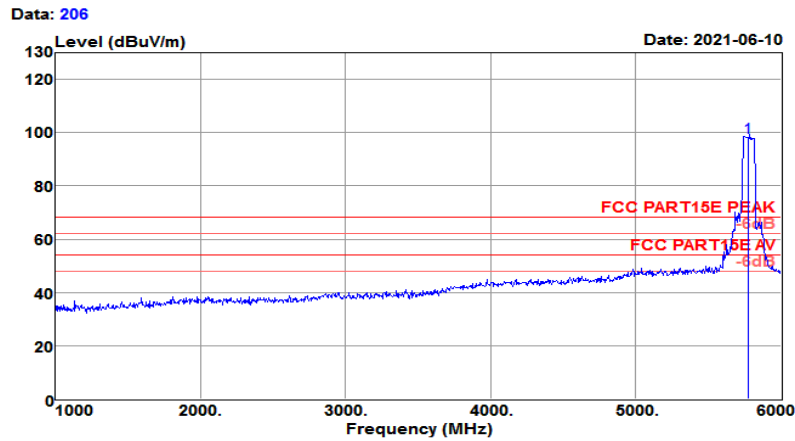


Freq MHz	Reading level dBuV	Antenna factor dB/m	Cable loss dB	Preamp factor dB	level dBuV/m	Limit level dBuV/m	Over limit dB	Remark
11220.000	24.84	39.81	12.98	32.71	44.92	54.00	-9.08	Average
11220.000	34.15	39.81	12.98	32.71	54.23	68.20	-13.97	Peak
16830.000	23.24	39.59	17.99	30.23	50.59	54.00	-3.41	Average
16830.000	33.41	39.59	17.99	30.23	60.76	68.20	-7.44	Peak

Note: Emission was scanned up to 40GHz; No emissions were detected above the noise floor which was at least 20dB below the specification limit.

<b>Test Mode :</b>	802.11 ac VHT80 CH155 5775MHz	<b>Temperature :</b>	21~23°C
<b>Test Engineer :</b>	Jack Liu	<b>Relative Humidity :</b>	63~65%
<b>Frequency Range</b>	1GHz~6GHz	<b>Polarization :</b>	Horizontal

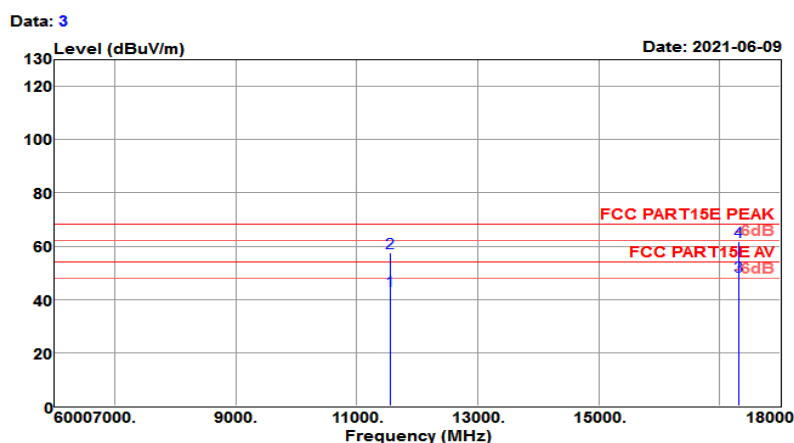
Test Site : 3m Chamber  
 Temp/Humi : 21°C/60%  
 Tested by : Jack  
 Pol/Phase : HORIZONTAL  
 Test Mode : 802.11ac VHT80 CH155(5775MHz) Power rating: DC 5V  
 EUT : WIFI+BT Module  
 Model No. : K255B-SR



Freq MHz	Reading level dBuV	Antenna factor dB/m	Cable loss dB	Preamp factor dB	level dBuV/m	Limit level dBuV/m	Over limit dB	Remark
5775.000	92.84	32.04	7.50	34.29	98.09	68.20	29.89	Peak

<b>Test Mode :</b>	802.11 ac VHT80 CH155 5775MHz	<b>Temperature :</b>	21~23°C
<b>Test Engineer :</b>	Jack Liu	<b>Relative Humidity :</b>	63~65%
<b>Frequency Range</b>	6GHz~18GHz	<b>Polarization :</b>	Horizontal

Test Site : 3m Chamber  
 Temp/Humi : 19°C / 60%  
 Tested by : Jack  
 Pol/Phase : HORIZONTAL  
 Test Mode : 802.11ac VHT80 CH155(5775MHz) Power rating: DC 5W  
 EUT : WIFI+BT Module  
 Model No. : K255B-SR



Freq MHz	Reading level dBuV	Antenna factor dB/m	Cable loss dB	Preamp factor dB	level dBuV/m	Limit level dBuV/m	Over limit dB	Remark
11550.000	23.32	39.60	13.49	32.96	43.45	54.00	-10.55	Average
11550.000	37.41	39.60	13.49	32.96	57.54	68.20	-10.66	Peak
17325.000	20.54	41.20	17.18	30.08	48.84	54.00	-5.16	Average
17325.000	33.43	41.20	17.18	30.08	61.73	68.20	-6.47	Peak

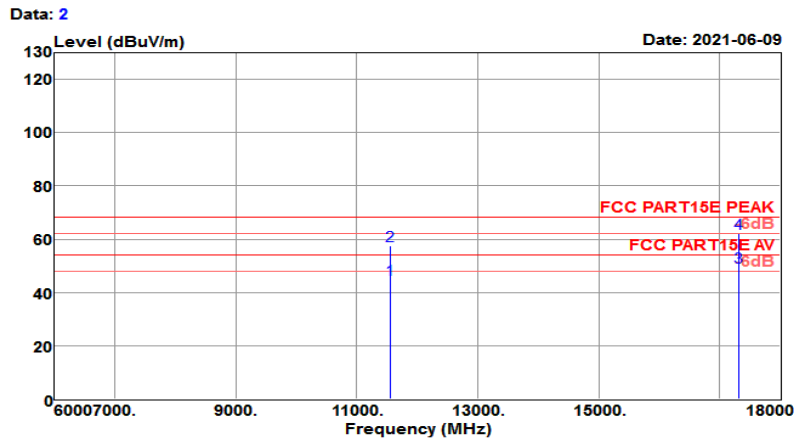
Note: Emission was scanned up to 40GHz; No emissions were detected above the noise floor which was at least 20dB below the specification limit.





<b>Test Mode :</b>	802.11 ac VHT80 CH155 5775MHz	<b>Temperature :</b>	21~23°C
<b>Test Engineer :</b>	Jack Liu	<b>Relative Humidity :</b>	63~65%
<b>Frequency Range</b>	6GHz~18GHz	<b>Polarization :</b>	Vertical

Test Site : 3m Chamber  
 Temp/Humi : 19°C/60%  
 Tested by : Jack  
 Pol/Phase : VERTICAL  
 Test Mode : 802.11ac VHT80 CH155(5775MHz) Power rating: DC 5W  
 EUT : WIFI+BT Module  
 Model No. : K255B-SR

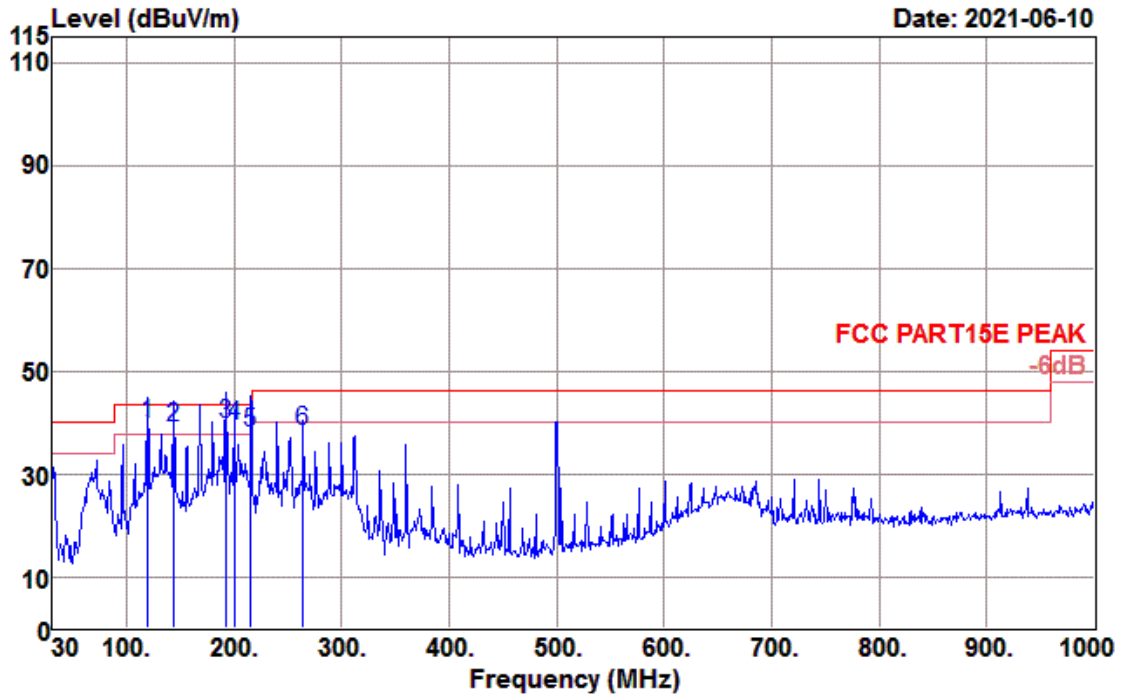


Freq MHz	Reading level dBuV	Antenna factor dB/m	Cable loss dB	Preamp factor dB	level dBuV/m	Limit level dBuV/m	Over limit dB	Remark
11550.000	24.58	39.60	13.49	32.96	44.71	54.00	-9.29	Average
11550.000	37.41	39.60	13.49	32.96	57.54	68.20	-10.66	Peak
17325.000	21.29	41.20	17.18	30.08	49.59	54.00	-4.41	Average
17325.000	33.93	41.20	17.18	30.08	62.23	68.20	-5.97	Peak

Note: Emission was scanned up to 40GHz; No emissions were detected above the noise floor which was at least 20dB below the specification limit.

#### 4.4.6 Test Result of Radiated Spurious Emission (30MHz ~ 1GHz)

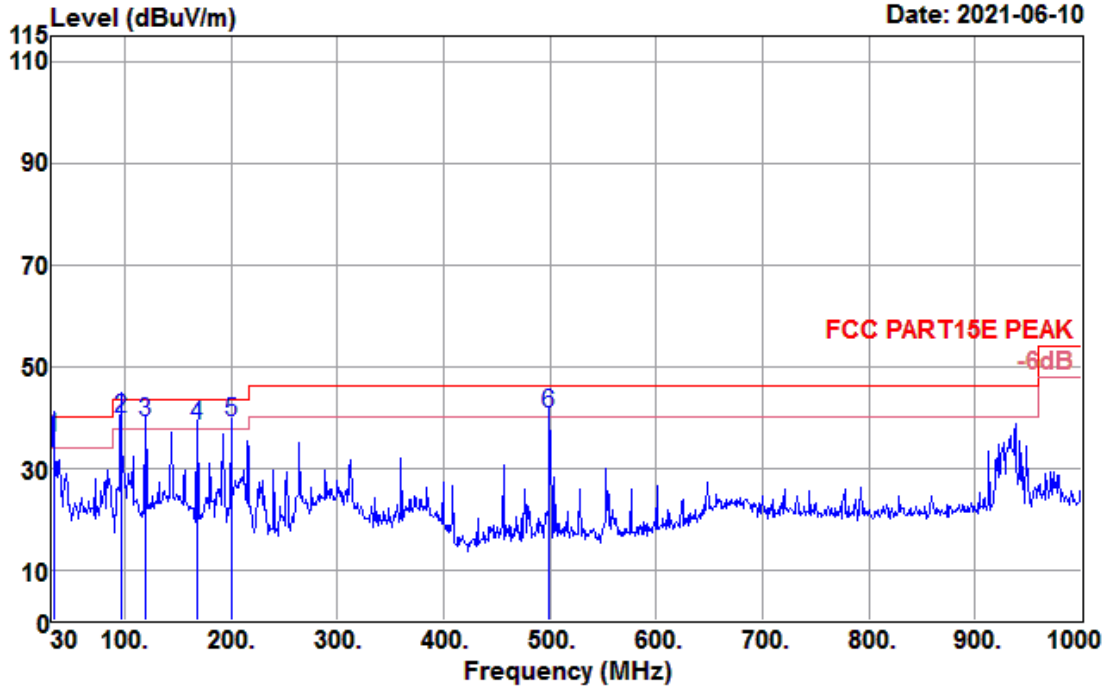
<b>Test Mode :</b>	802.11 ac VHT80 CH42 5210MHz	<b>Temperature :</b>	21~23℃
<b>Test Engineer :</b>	Jack Liu	<b>Relative Humidity :</b>	63~65%
<b>Frequency Range</b>	30MHz~1GHz	<b>Polarization :</b>	Horizontal

**Data: 2**


Freq MHz	Reading level dBuV	Antenna factor dB/m	Cable loss dB	Preamp factor dB	level dBuV/m	Limit level dBuV/m	Over limit dB	Remark
119.240	59.15	11.23	1.86	32.52	39.72	43.50	-3.78	QP
143.490	55.79	13.87	2.03	32.54	39.15	43.50	-4.35	QP
191.990	59.08	10.80	2.38	32.59	39.67	43.50	-3.83	QP
199.750	59.60	10.06	2.43	32.60	39.49	43.50	-4.01	QP
215.270	58.26	9.89	2.55	32.60	38.10	43.50	-5.40	QP
263.770	56.39	11.84	2.81	32.60	38.44	46.00	-7.56	QP

<b>Test Mode :</b>	802.11 ac VHT80 CH42 5210MHz	<b>Temperature :</b>	21~23℃
<b>Test Engineer :</b>	Jack Liu	<b>Relative Humidity :</b>	63~65%
<b>Frequency Range</b>	30MHz~1GHz	<b>Polarization :</b>	Vertical

Data: 1



Freq MHz	Reading level dBUV	Antenna factor dB/m	Cable loss dB	Preamp factor dB	level dBUV/m	Limit level dBUV/m	Over limit dB	Remark
32.910	53.69	13.94	0.95	32.60	35.98	40.00	-4.02	QP
95.960	61.77	8.84	1.63	32.51	39.73	43.50	-3.77	QP
119.240	58.44	11.23	1.86	32.52	39.01	43.50	-4.49	QP
167.740	55.32	13.45	2.22	32.57	38.42	43.50	-5.08	QP
199.750	58.97	10.06	2.43	32.60	38.86	43.50	-4.64	QP
499.480	52.75	16.82	3.99	32.80	40.76	46.00	-5.24	QP

## 4.5 AC Conducted Emission Measurement

### 4.5.1 Limit of AC Conducted Emission

FCC §15.207

For equipment that is designed to be connected to the public utility (AC) power line, the radio frequency voltage that is conducted back onto the AC power line on any frequency or frequencies within the band 150 kHz to 30 MHz shall not exceed the limits in the following table.

Frequency of emission (MHz)	Conducted limit (dB $\mu$ V)	
	Quasi-peak	Average
0.15-0.5	66 to 56*	56 to 46*
0.5-5	56	46
5-30	60	50

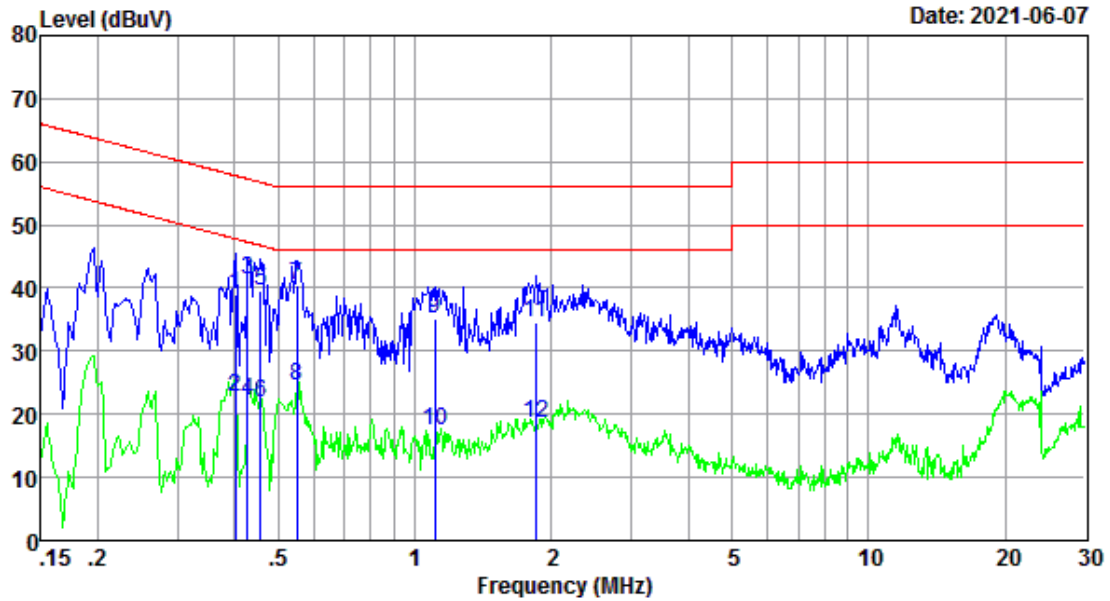
\*Decreases with the logarithm of the frequency.

### 4.5.2 Test Procedures

1. The EUT was placed 0.4 meter from the conducting wall of the shielding room was kept at least 80 centimeters from any other grounded conducting surface.
  2. Connect EUT to the power mains through a line impedance stabilization network (LISN).
  3. All the support units are connecting to the other LISN.
  4. The LISN provides 50 ohm coupling impedance for the measuring instrument.
  5. The FCC states that a 50 ohm, 50 microhenry LISN should be used.
  6. Both sides of AC line were checked for maximum conducted interference.
  7. The frequency range from 150 kHz to 30 MHz was searched.
  8. Set the test-receiver system to Peak Detect Function and specified bandwidth (IF Bandwidth = 9kHz) with Maximum Hold Mode. Then measurement is also conducted by Average Detector and Quasi-Peak Detector Function respectively.

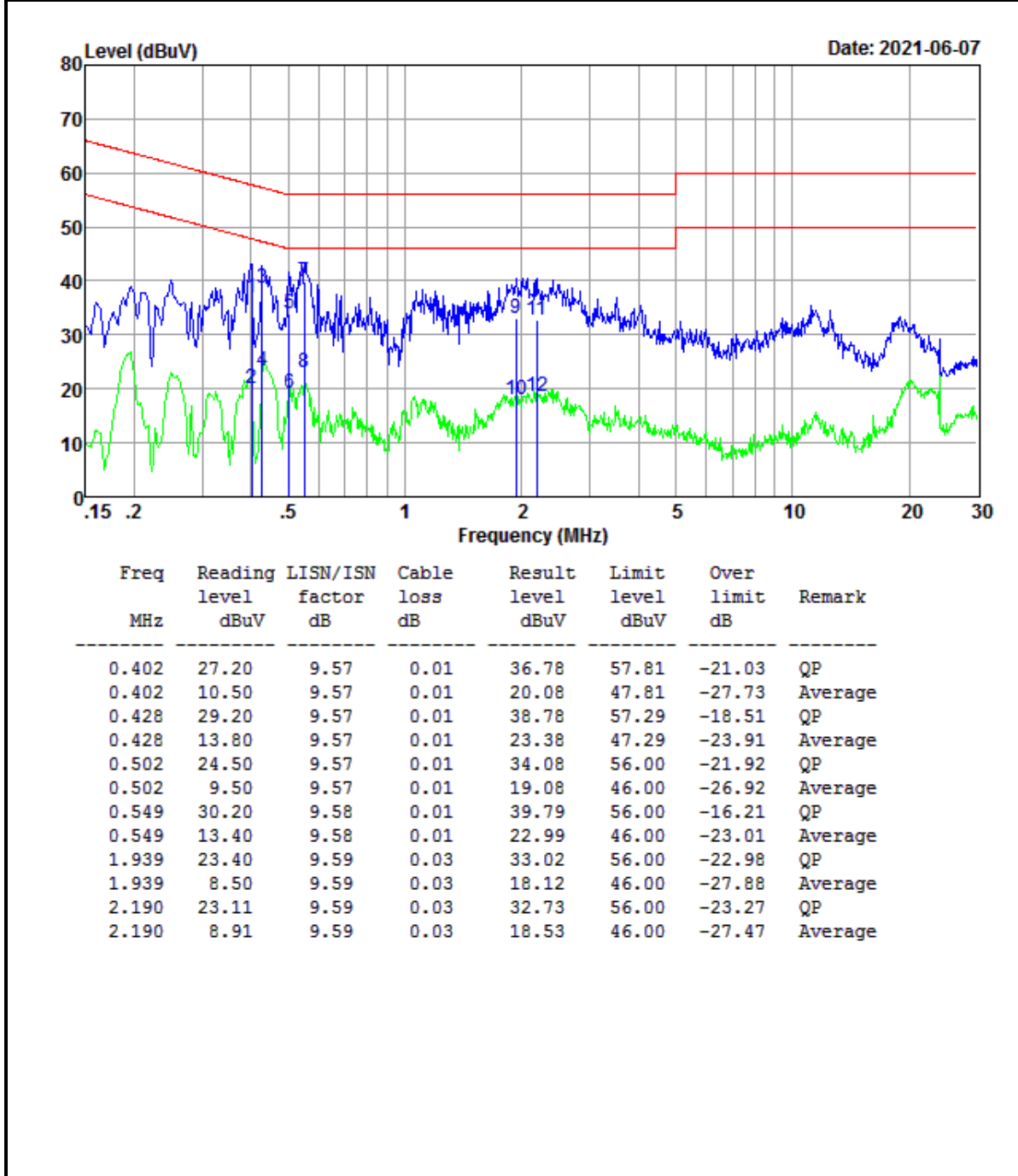
### 4.5.3 Test Result of AC Conducted Emission

<b>Test Mode :</b>	Mode 1	<b>Temperature :</b>	25.5°C
<b>Test Engineer :</b>	Jack Liu	<b>Relative Humidity :</b>	62%
<b>Test Voltage :</b>	120Vac / 60Hz	<b>Phase :</b>	Line
<b>Function Type :</b>	RLAN Linking+ RJ45 Ping + HDMI + USB Playing + Adapter		



Freq MHz	Reading level dBuV	LISN/ISN factor dB	Cable loss dB	Result level dBuV	Limit level dBuV	Over limit dB	Remark
0.402	29.50	9.57	0.01	39.08	57.81	-18.73	QP
0.402	13.20	9.57	0.01	22.78	47.81	-25.03	Average
0.428	31.60	9.57	0.01	41.18	57.29	-16.11	QP
0.428	12.50	9.57	0.01	22.08	47.29	-25.21	Average
0.456	30.00	9.58	0.01	39.59	56.76	-17.17	QP
0.456	12.30	9.58	0.01	21.89	46.76	-24.87	Average
0.549	30.90	9.58	0.01	40.49	56.00	-15.51	QP
0.549	14.90	9.58	0.01	24.49	46.00	-21.51	Average
1.106	25.51	9.58	0.02	35.11	56.00	-20.89	QP
1.106	7.71	9.58	0.02	17.31	46.00	-28.69	Average
1.848	24.90	9.59	0.03	34.52	56.00	-21.48	QP
1.848	9.00	9.59	0.03	18.62	46.00	-27.38	Average

<b>Test Mode :</b>	Mode 1	<b>Temperature :</b>	25.5°C
<b>Test Engineer :</b>	Jack Liu	<b>Relative Humidity :</b>	62%
<b>Test Voltage :</b>	120Vac / 60Hz	<b>Phase :</b>	NEUTRAL
<b>Function Type :</b>	RLAN Linking+ RJ45 Ping + HDMI + USB Playing + Adapter		



## 4.6 Frequency Stability Measurement

### 4.6.1 Limit of Frequency Stability

Manufacturers of U-NII devices are responsible for ensuring frequency stability such that an emission is maintained within the band of operation under all conditions of normal operation as specified in the user's manual.

### 4.6.2 Test Procedures

1. To ensure emission at the band edge is maintained within the authorized band, those values shall be measured by radiation emissions at upper and lower frequency points, and finally compensated by frequency deviation as procedures below.
2. The EUT was operated at the maximum output power, and connected to the spectrum analyzer, which is set to maximum hold function and peak detector. The peak value of the power envelope was measured and noted. The upper and lower frequency points were respectively measured relatively 10dB lower than the measured peak value.
3. The frequency deviation was calculated by adding the upper frequency point and the lower frequency point divided by two. Those detailed values of frequency deviation are provided in table below.

### 4.6.3 Test Result of Frequency Stability

Refer to Appendix D of this test report.



## **4.7 Automatically Discontinue Transmission**

### **4.7.1 Limit of Automatically Discontinue Transmission**

The device shall automatically discontinue transmission in case of either absence of information to transmit or operational failure. These provisions are not intended to preclude the transmission of control or signaling information or the use of repetitive codes used by certain digital technologies to complete frame or burst intervals. Applicants shall include in their application for equipment authorization to describe how this requirement is met.

### **4.7.2 Test Result of Automatically Discontinue Transmission**

While the EUT is not transmitting any information, the EUT can automatically discontinue transmission and become standby mode for power saving. The EUT can detect the controlling signal of ACK message transmitting from remote device and verify whether it shall resend or discontinue transmission.

## **4.8 Antenna Requirements**

### **4.8.1 Standard Applicable**

If transmitting antenna directional gain is greater than 6 dBi, both the peak transmit power and the peak power spectral density shall be reduced by the amount in dB that the directional gain of the antenna exceeds 6 dBi.

### **4.8.2 Antenna Connected Construction**

An FPC Antenna design is used.

### **4.8.3 Antenna Gain**

The antenna peak gain of EUT is less than 6 dBi. Therefore, it is not necessary to reduce maximum peak output power limit.

## 5 List of Measuring Equipment

Instrument	Manufacturer	Model No.	Serial No.	Calibration Date	Due Date	Remark
Spectrum Analyzer	Keysight	N9010A	MY56070788	2021-01-05	2022-01-04	Conducted
Power Sensor	Keysight	U2021XA	MY56510025	2021-01-05	2022-01-04	Conducted
Power Sensor	Keysight	U2021XA	MY57030005	2021-01-05	2022-01-04	Conducted
Power Sensor	Keysight	U2021XA	MY56510018	2021-01-05	2022-01-04	Conducted
Power Sensor	Keysight	U2021XA	MY56480002	2021-01-05	2022-01-04	Conducted
Thermal Chamber	Howkin	UHL-34	19111801	2021-04-21	2022-04-20	Conducted
Base Station	R&S	CMW 270	101231	2021-01-05	2022-01-04	Conducted
Signal Generator (Interferer)	Keysight	N5182B	MY56200384	2021-01-05	2022-01-04	Conducted
Signal Generator (Blocker)	Keysight	N5171B	MY56200661	2021-01-05	2022-01-04	Conducted

Instrument	Manufacturer	Model No.	Serial No.	Calibration Date	Due Date	Remark
Spectrum Analyzer	R&S	FSV 40	101433	2021-01-05	2022-01-04	Radiation
Amplifier	Sonoma	310	363917	2021-01-06	2022-01-05	Radiation
Amplifier	Schwarzbeck	BBV 9718	327	2021-01-06	2022-01-05	Radiation
Amplifier	Narda	TTA1840-35-HG	2034380	2020-11-28	2021-11-27	Radiation
Loop Antenna	Schwarzbeck	FMZB 1519B	1519B-051	2020-02-14	2023-02-13	Radiation
Broadband Antenna	Schwarzbeck	VULB 9168	9168-757	2020-09-27	2023-09-26	Radiation
Horn Antenna	Schwarzbeck	BBHA 9120 D	1677	2020-02-14	2023-02-13	Radiation
Horn Antenna	COM-POWER	AH-1840	101117	2021-06-05	2024-06-04	Radiation
Test Software	Audix	E3	6.111221a	N/A	N/A	Radiation
Filter	Micro-Tronics	BRM 50702	G266	N/A	N/A	Radiation

Instrument	Manufacturer	Model No.	Serial No.	Calibration Date	Due Date	Remark
LISN	R&S	ENV216	102125	2021-01-05	2022-01-04	Conducted
LISN	R&S	ENV432	101327	2021-01-06	2022-01-05	Conducted
EMI Test Receiver	R&S	ESR3	102143	2021-01-06	2022-01-05	Conducted
EMI Test Software	Audix	E3	N/A	N/A	N/A	Conducted

N/A: No Calibration Required

## 6 Uncertainty of Evaluation

Where relevant, the following measurement uncertainty levels have been estimated for tests performed on the EUT as specified in CISPR 16-4-2:

MEASUREMENT	FREQUENCY	UNCERTAINTY
Conducted emissions	9kHz~30MHz	2.42dB
Radiated emissions	30MHz ~ 1GMHz	2.50dB
	1GHz ~ 18GHz	3.51dB
	18GHz ~ 40GHz	3.96dB

MEASUREMENT	UNCERTAINTY
Occupied Channel Bandwidth	±196.4Hz
RF output power, conducted	±2.31dB
Power density, conducted	±2.31dB

This uncertainty represents an expanded uncertainty expressed at approximately the 95% confidence level using a coverage factor of k=2.

## Appendix A1: Emission Bandwidth

### Test Result

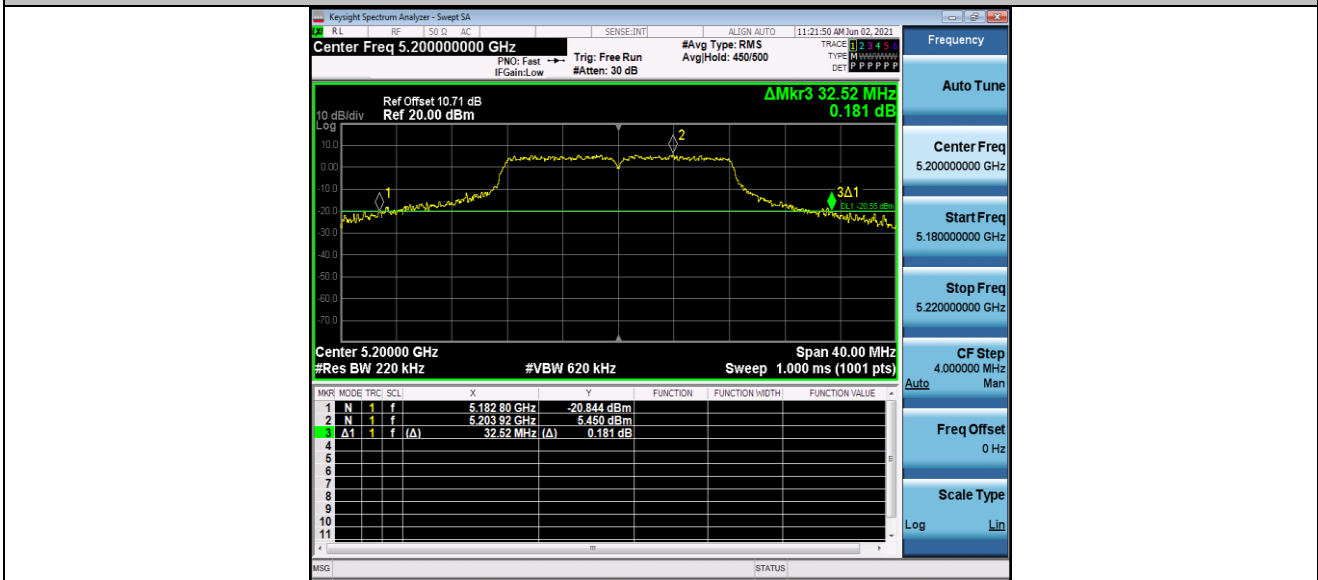
TestMode	Antenna	Channel	26db EBW [MHz]	FL[MHz]	FH[MHz]	Limit[MHz]	Verdict
11A	Ant1	5180	28.720	5165.360	5194.080	---	PASS
		5200	32.520	5182.800	5215.320	---	PASS
		5240	33.920	5222.720	5256.640	---	PASS
		5260	32.960	5243.520	5276.480	---	PASS
		5280	34.080	5262.080	5296.160	---	PASS
		5320	31.800	5303.880	5335.680	---	PASS
		5500	30.080	5483.960	5514.040	---	PASS
		5580	28.840	5564.920	5593.760	---	PASS
		5700	29.280	5685.200	5714.480	---	PASS
		5745	28.800	5730.840	5759.640	---	PASS
		5785	28.720	5770.520	5799.240	---	PASS
		5825	30.120	5809.880	5840.000	---	PASS
11N20SISO	Ant1	5180	31.400	5164.160	5195.560	---	PASS
		5200	34.720	5182.240	5216.960	---	PASS
		5240	34.280	5222.240	5256.520	---	PASS
		5260	33.240	5242.720	5275.960	---	PASS
		5280	34.640	5261.240	5295.880	---	PASS
		5320	38.200	5300.200	5338.400	---	PASS
		5500	29.040	5485.280	5514.320	---	PASS
		5580	30.080	5565.000	5595.080	---	PASS
		5700	28.640	5685.880	5714.520	---	PASS
		5745	28.320	5730.640	5758.960	---	PASS
		5785	29.800	5770.000	5799.800	---	PASS
		5825	28.560	5810.400	5838.960	---	PASS
11N40SISO	Ant1	5190	76.000	5153.760	5229.760	---	PASS
		5230	68.000	5193.360	5261.360	---	PASS
		5270	69.600	5235.680	5305.280	---	PASS
		5310	73.440	5273.440	5346.880	---	PASS
		5510	53.600	5483.680	5537.280	---	PASS
		5550	57.440	5519.120	5576.560	---	PASS

		5670	56.560	5642.640	5699.200	---	PASS
		5755	52.400	5728.840	5781.240	---	PASS
		5795	54.400	5767.320	5821.720	---	PASS
11AC20SISO	Ant1	5180	34.560	5162.680	5197.240	---	PASS
		5200	34.360	5181.600	5215.960	---	PASS
		5240	34.800	5223.520	5258.320	---	PASS
		5260	34.280	5242.840	5277.120	---	PASS
		5280	35.600	5262.280	5297.880	---	PASS
		5320	37.080	5302.120	5339.200	---	PASS
		5500	28.880	5485.400	5514.280	---	PASS
		5580	29.960	5564.840	5594.800	---	PASS
		5700	29.840	5684.280	5714.120	---	PASS
		5745	28.320	5730.720	5759.040	---	PASS
		5785	30.320	5769.520	5799.840	---	PASS
		5825	30.080	5810.080	5840.160	---	PASS
11AC40SISO	Ant1	5190	68.480	5155.920	5224.400	---	PASS
		5230	68.720	5193.760	5262.480	---	PASS
		5270	75.840	5233.680	5309.520	---	PASS
		5310	78.560	5270.320	5348.880	---	PASS
		5510	56.000	5482.080	5538.080	---	PASS
		5550	56.240	5520.320	5576.560	---	PASS
		5670	54.640	5642.480	5697.120	---	PASS
		5755	52.800	5728.360	5781.160	---	PASS
		5795	54.160	5767.480	5821.640	---	PASS
11AC80SISO	Ant1	5210	94.560	5156.400	5250.960	---	PASS
		5290	98.240	5236.720	5334.960	---	PASS
		5530	81.760	5489.200	5570.960	---	PASS
		5610	90.240	5560.720	5650.960	---	PASS
		5775	85.760	5730.200	5815.960	---	PASS

## Test Graphs

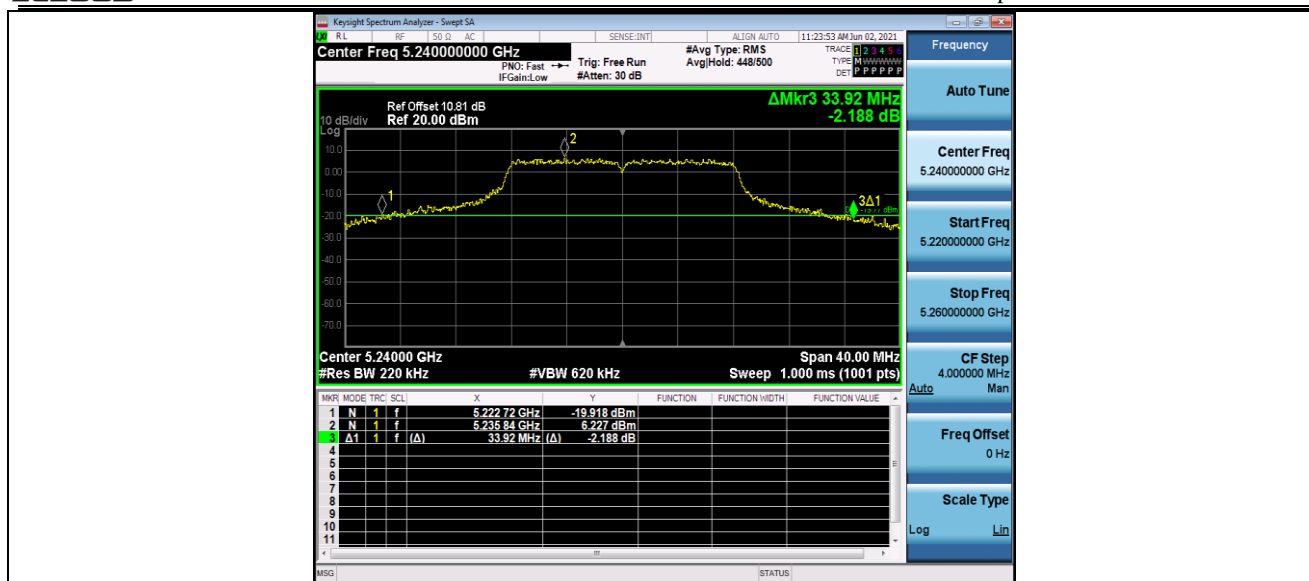


11A\_Ant1\_5180



11A\_Ant1\_5200

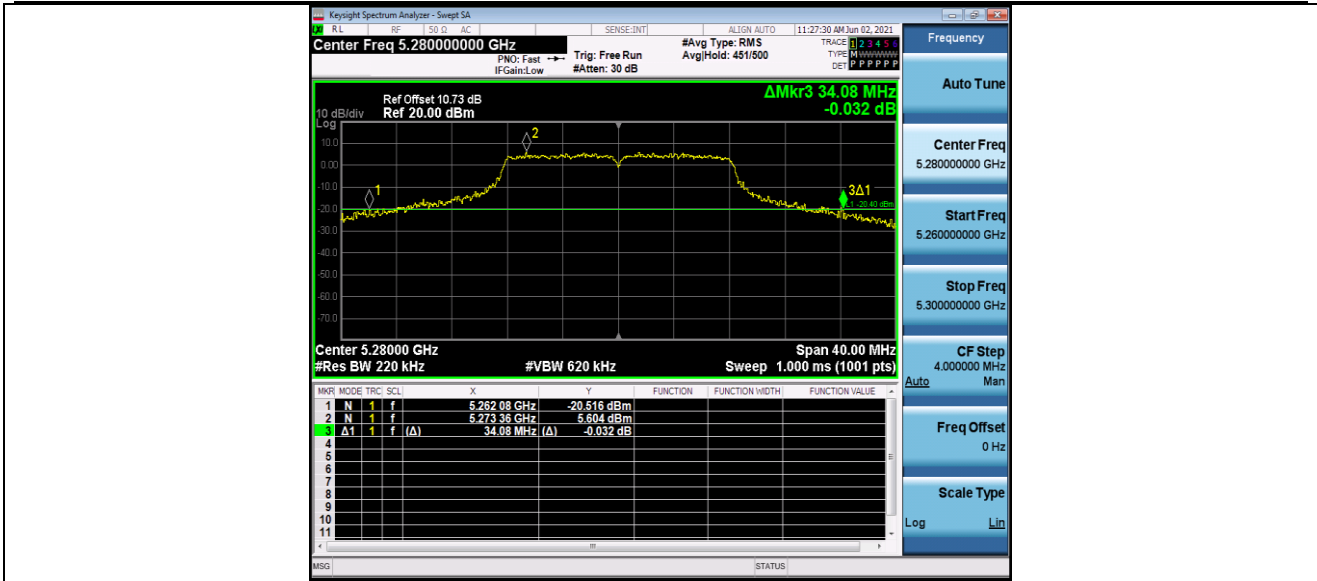




11A\_Ant1\_5240



11A\_Ant1\_5260



11A\_Ant1\_5280



11A\_Ant1\_5320



11A\_Ant1\_5500



11A\_Ant1\_5580



11A\_Ant1\_5700



11A\_Ant1\_5745



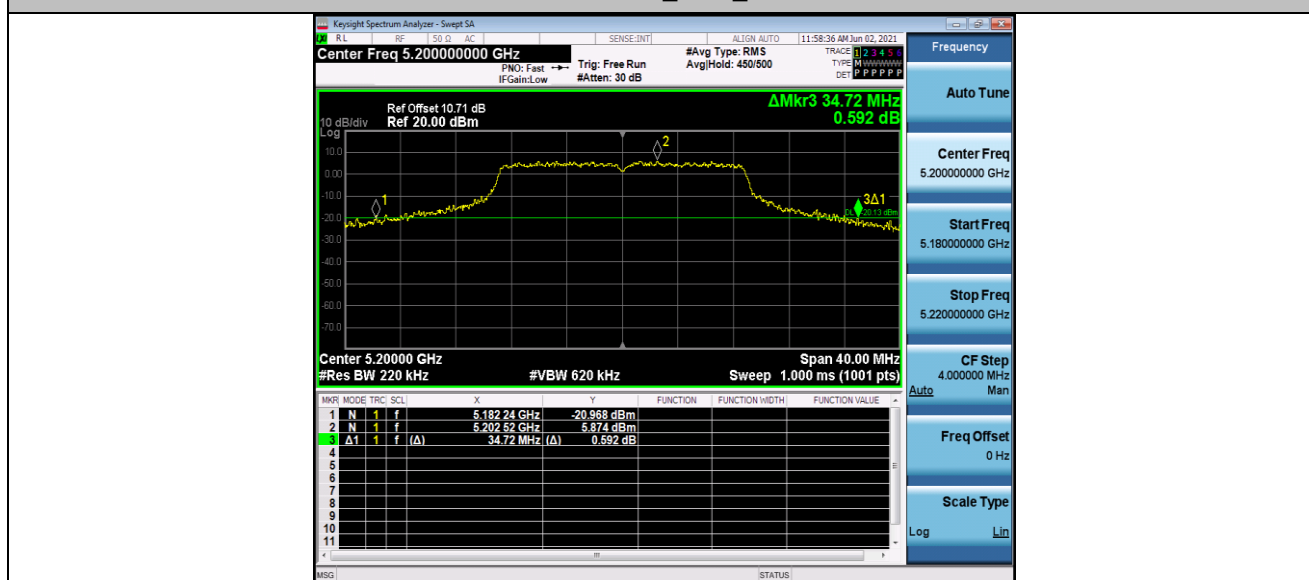
11A\_Ant1\_5785



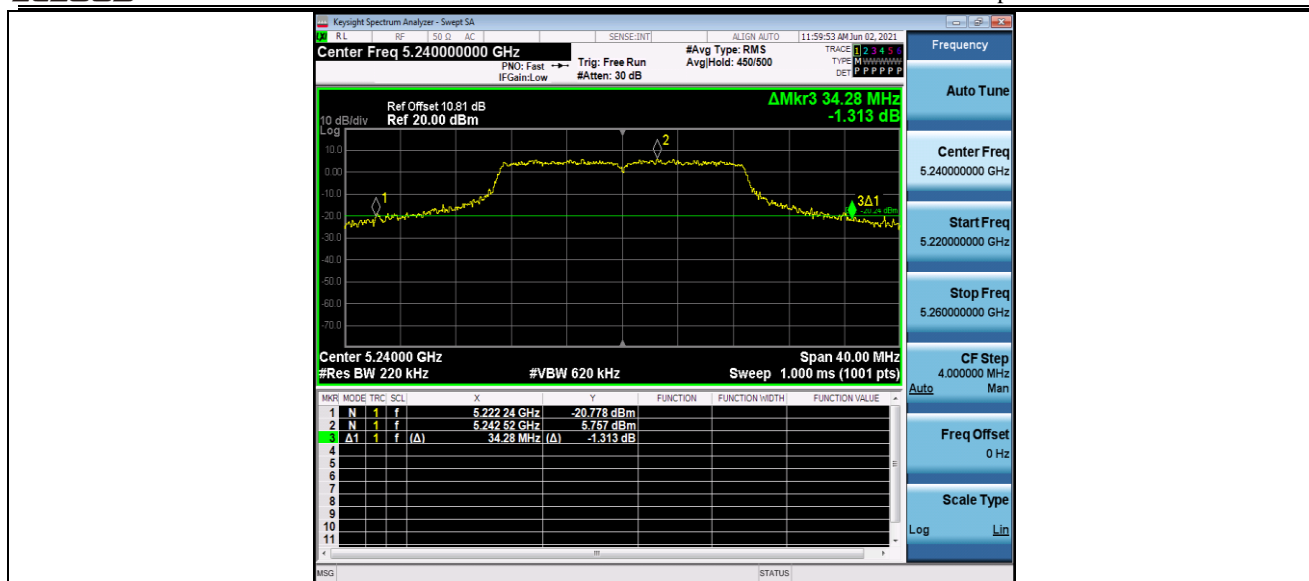
11A\_Ant1\_5825



11N20SISO\_Ant1\_5180



11N20SISO\_Ant1\_5200



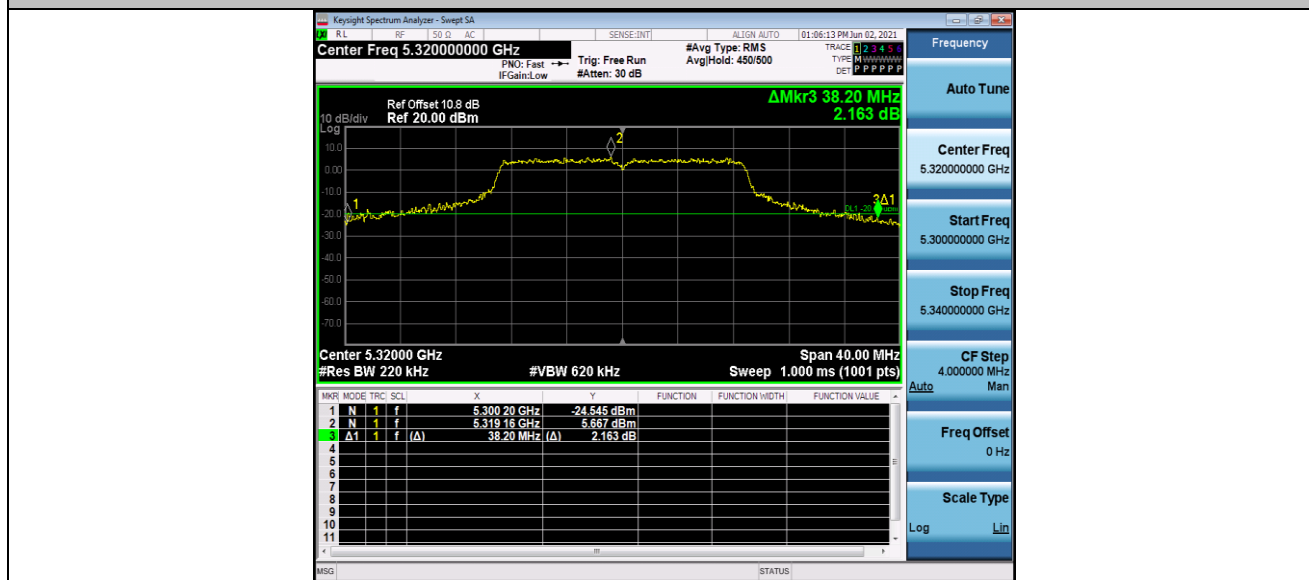
11N20SISO\_Ant1\_5240



11N20SISO\_Ant1\_5260



11N20SISO\_Ant1\_5280



11N20SISO\_Ant1\_5320





11N20SISO\_Ant1\_5500



11N20SISO\_Ant1\_5580



11N20SISO\_Ant1\_5700



11N20SISO\_Ant1\_5745