

# 承認書

## SPECIFICATION FOR APPROVAL

樣品承認  新品承認  規格/材質變更承認

客戶名稱(Customer):	正文科技股份有限公司		
客戶料號(Customer P/N):	180-100-0699R		
產品料號(Product No.):	A8-A003-00108		
產品品名(Product Name) :	DIP 902MHz~928MHz 0dBi d14*210mm WHITE N Type Male		
文件編號(Approved No) :			
日期(Issued Date) :	2021年 6 月 11 日		
客戶承認簽章 Customer Approval Signature	In Charge	Checked	Approval

**TSKY™** 天凱科技股份有限公司 **TSKY CO., LTD.**

新竹縣竹北市自強南路8號21F-2 Tel:03-5502626 Fax:03-5503131

15F-1, No.8, Ziqiang S.Rd., Jhubei City, Hsinchu County 30264, Taiwan (R.O.C.)



業務	核准	審核	主辦員

# Contents

<b>Item</b>	<b>Description</b>	<b>Page</b>
1.	Cover	1
2.	Contents	2
3.	Specification	3
4.	Drawing	4
5.	Packing	5
6.	Test Report	6~16

# Specification

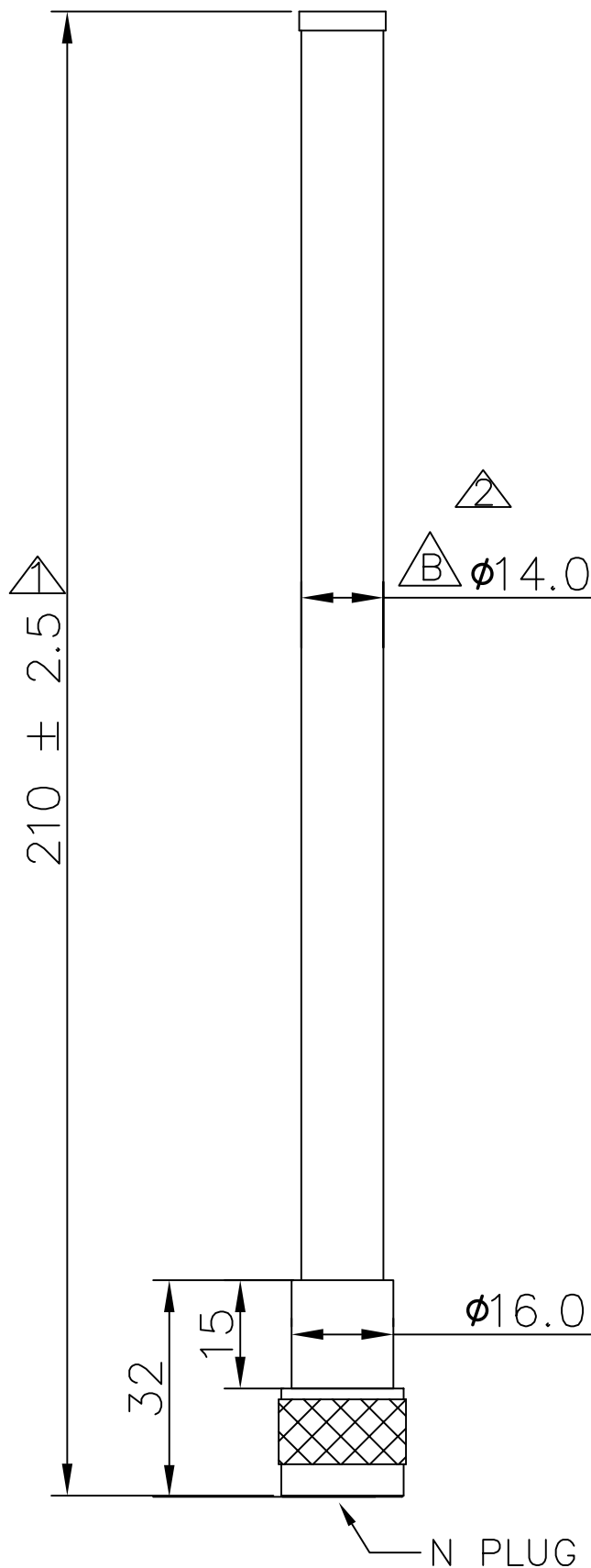
- **Electrical Properties :**

1. Frequency : 902MHz ~ 928MHz
2. Impedance : 50Ω
3. Return Loss :  $\leq$  -10dB
4. Peak Gain : 0dBi

- **Physical Properties :**

1. Antenna Cover : FIBERGLASS PIPE
2. Connector : N Type Male
3. Operation temperature : -20°C ~ +65°C
4. Storage temperature : -30°C ~ +75°C

REV	ECN NO.	DESCRIPTION	DRAWING	DESIGNED	CONCURRED	APPROVED	DATE
A		初版發行	Nydia			Jase	2015/03/11
B	20210023	變更玻纖管直徑; 相對名稱變更	Jane			Gary	2021/6/15



**ELECTRICAL:**

Frequency: 902MHz~928MHz

Impedance: 50Ω

Return Loss: ≤ -10dB

Peak Gain: 0dBi

**MECHANICAL:**

Antenna Cover: FIBERGLASS PIPE

Color: WHITE

Operating Temperature: -20°C~+65°C

Storage Temperature: -30°C~+75°C

Connector: N-Type Plug

**NOTE:** △ ~ △ 為重點量測尺寸



TOLERANCE UNLESS OTHERWISE SPECIFIED				<b>TSKY CO., LTD.</b>				INITIAL MODEL:		
DIMENSION		ANGLES		CONFIDENTIAL	FINISH:			PART NAME		
.X±	0.2	X.*±	0.5		SIZE: A4	UNIT: MM	SCALE: 1:1	DIP 902MHz~928MHz 0dBi		
.XX±	0.1	.X*±	0.02	DRAWING	DESIGNED	CONCURRED	APPROVED	d14*210mm WHITE		
.XXX±	0.05			Nydia			Jase	N-Type MALE		
								PART NO.	REV.	SHT.
								A8-A003-00108	B	1/1

## A8-A003-00108 包裝方式


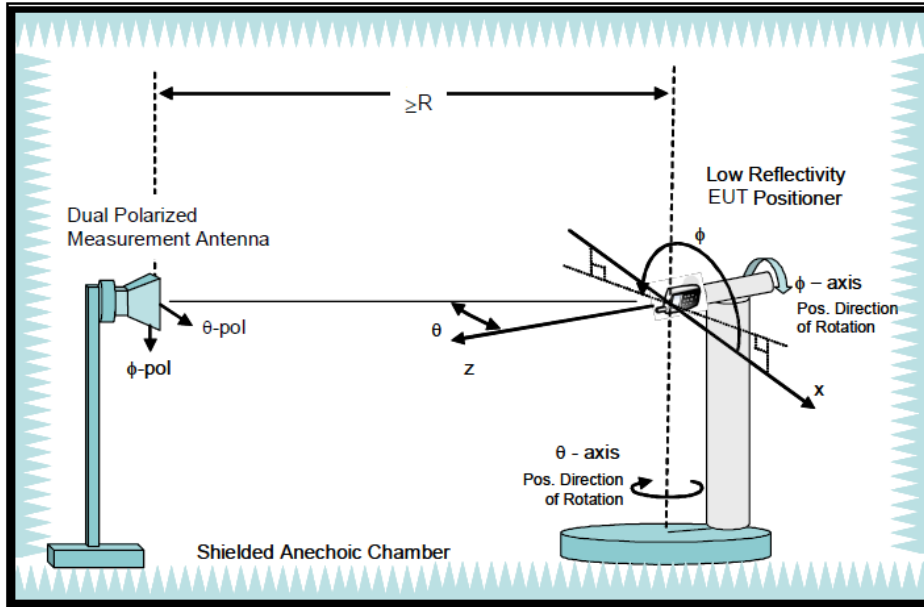
1. 單支用PE袋包裝。
2. 每20PCS裝一PE袋封口，放入紙箱。



A8-A003-00108  
Antenna Test Report

Created : 2021-06-02

# Antenna Coordinate System Definition



# Return Loss

Antenna # A





# Return Loss

Antenna #B



# Antenna Gain and Efficiency

Antenna #A

<b>Frequency(MHz)</b>	<b>900</b>	<b>905</b>	<b>910</b>	<b>915</b>	<b>920</b>	<b>925</b>	<b>930</b>
<b>Directivity (dBi)</b>	<b>3.08</b>	<b>3.12</b>	<b>3.17</b>	<b>3.24</b>	<b>3.32</b>	<b>3.4</b>	<b>3.46</b>
<b>Efficiency (dB)</b>	<b>-2.48</b>	<b>-2.53</b>	<b>-2.82</b>	<b>-2.76</b>	<b>-2.56</b>	<b>-2.4</b>	<b>-2.29</b>
<b>Efficiency (%)</b>	<b>56.49</b>	<b>55.85</b>	<b>52.24</b>	<b>52.97</b>	<b>55.46</b>	<b>57.54</b>	<b>59.02</b>
<b>Gain (dBi)</b>	<b>0.6</b>	<b>0.59</b>	<b>0.35</b>	<b>0.48</b>	<b>0.76</b>	<b>1</b>	<b>1.17</b>

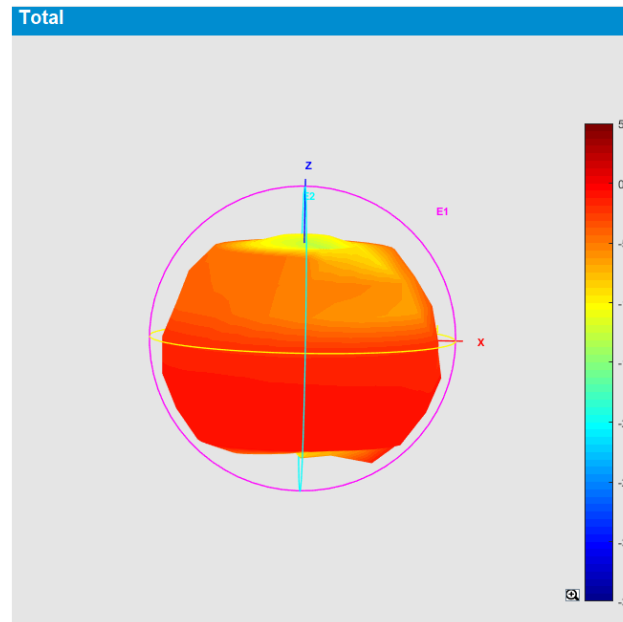
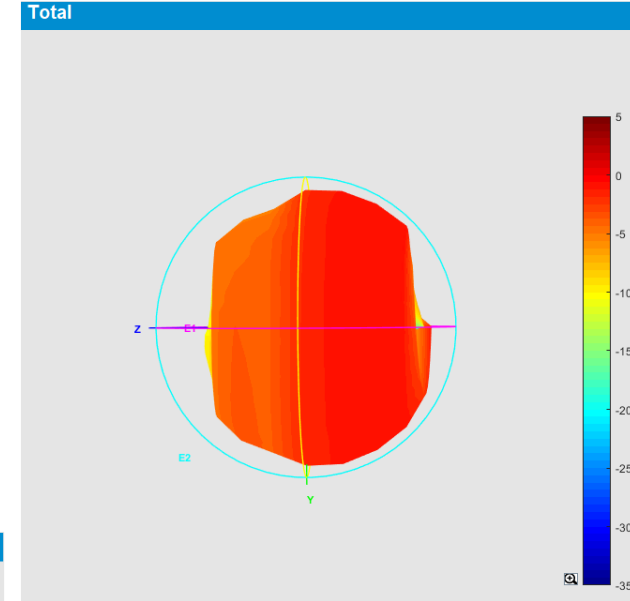
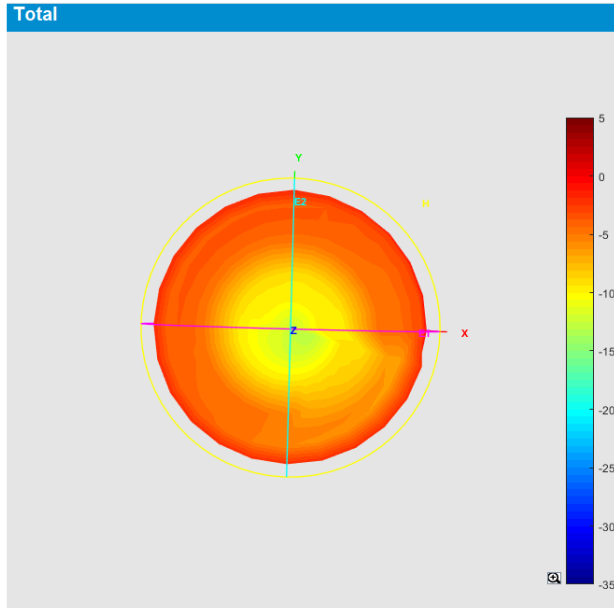
# Antenna Gain and Efficiency

Antenna #B

<b>Frequency(MHz)</b>	<b>900</b>	<b>905</b>	<b>910</b>	<b>915</b>	<b>920</b>	<b>925</b>	<b>930</b>
<b>Directivity (dBi)</b>	<b>3</b>	<b>3.08</b>	<b>3.16</b>	<b>3.21</b>	<b>3.28</b>	<b>3.33</b>	<b>3.41</b>
<b>Efficiency (dB)</b>	<b>-2.36</b>	<b>-2.45</b>	<b>-2.75</b>	<b>-2.69</b>	<b>-2.49</b>	<b>-2.32</b>	<b>-2.21</b>
<b>Efficiency (%)</b>	<b>58.08</b>	<b>56.89</b>	<b>53.09</b>	<b>53.83</b>	<b>56.36</b>	<b>58.61</b>	<b>60.12</b>
<b>Gain (dBi)</b>	<b>0.64</b>	<b>0.63</b>	<b>0.41</b>	<b>0.52</b>	<b>0.79</b>	<b>1.01</b>	<b>1.2</b>

# 3D Radiation Pattern

Antenna # A (915MHz)



# 3D Radiation Pattern

Antenna # B (915MHz)

