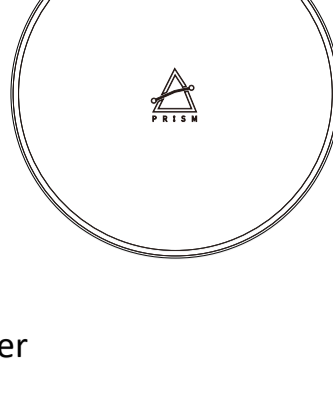
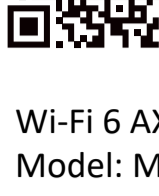
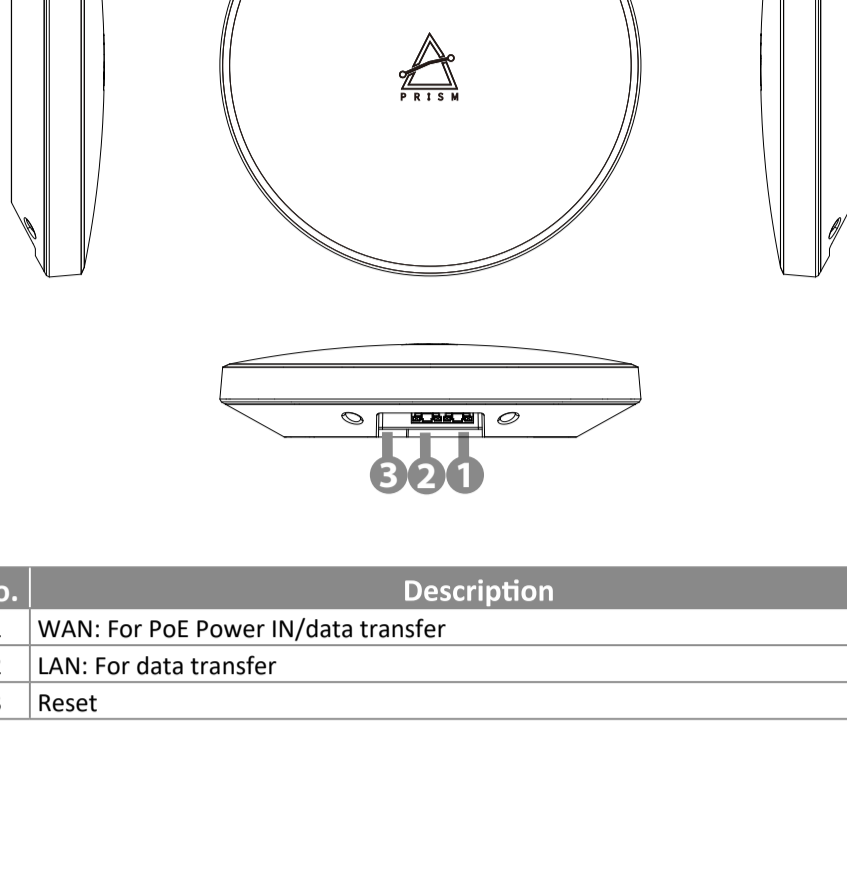


Quick Start Guide



Wi-Fi 6 AX6000 Dual-Radio Indoor Router
Model: MI12

Your AP

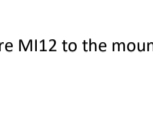
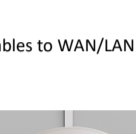


No.	Description
1	WAN: For PoE Power IN/data transfer
2	LAN: For data transfer
3	Reset

LED Status	Definition
Flash Green / Off every second	The device is booting up
Flash Red / Off every second	The device has lost network connectivity
Steady Green	The device is operated in standalone mode
Flash Blue / Off every second	The device is connecting to PrismX
Steady Blue	The device is under control by PrismX
Flash Green / Red every second	FW upgrading

Installing the Ceiling Mount with T-bar Clips

- Secure 2 clips on the T-bar of the ceiling with M4x6mm screws.
- Install the mounting bracket on the clips with 2 M3.5x16mm screws.




- Insert RJ45 cables to WAN/LAN port of MI12.
- Turn and secure MI12 to the mounting bracket.



Accessing the AP's Settings Menu

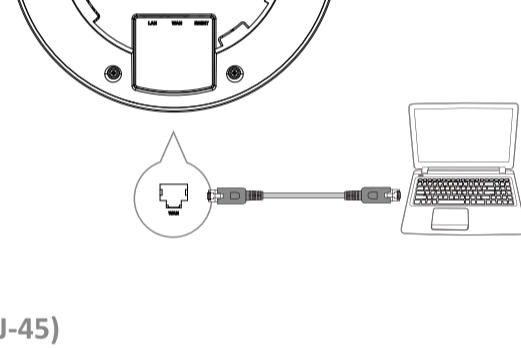
Via Wi-Fi

- Configure your PC's IP setting to DHCP to automatically retrieve an IP address.
- Connect your PC's Wi-Fi to the SSID printed on the rear of the AP that corresponds to the frequency of the connection (2.4G / 5G) using the password "passphrase"
- Enter the IP address 192.168.2.1 in your browser.
- In the PRISM login screen use the following login:
Username: prism
Password: prism



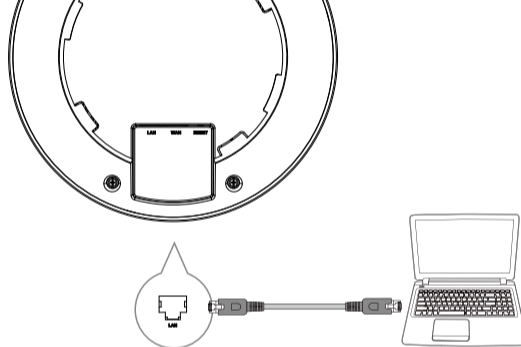
Via WAN (RJ-45)

- Configure your PC's IP setting to static and then set the IP address to any address from 192.168.19.2 to 192.168.19.250.
- Connect your PC's network port to the WAN port on the AP.
- Enter the IP address 192.168.19.1 in your browser.
- In the PRISM login screen use the following login:
Username: prism
Password: prism



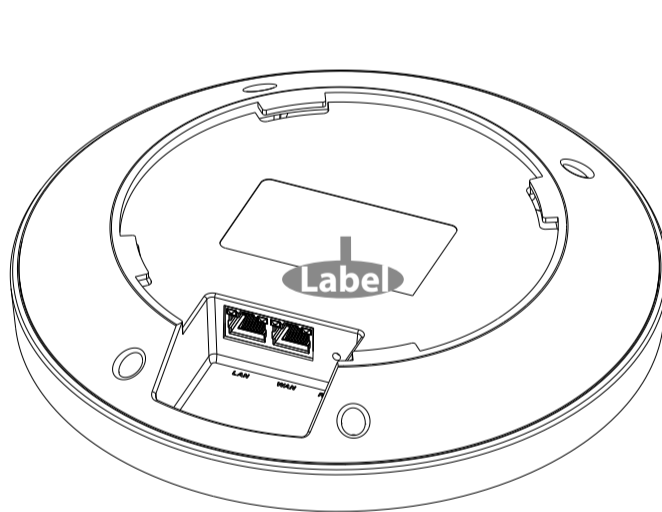
Via LAN (RJ-45)

- Configure your PC's IP setting to DHCP to automatically retrieve an IP address.
- Connect your PC's network port to any of the LAN port on the AP.
- Enter the IP address 192.168.2.1 in your browser.
- In the PRISM login screen use the following login:
Username: prism
Password: prism



Labeling

The marking information is located at the bottom of the apparatus.



Regulatory Statements

Federal Communication Commission Interference Statement

This equipment has been tested and found to comply with the limits for a Class B digital device, pursuant to Part 15 of the FCC Rules. These limits are designed to provide reasonable protection against harmful interference in a residential installation. This equipment generates, uses and can radiate radio frequency energy and, if not installed and used in accordance with the instructions, may cause harmful interference to radio communications. However, there is no guarantee that interference will not occur in a particular installation. If this equipment does cause harmful interference to radio or television reception, which can be determined by turning the equipment off and on, the user is encouraged to try to correct the interference by one of the following measures:

- Reorient or relocate the receiving antenna.
- Increase the separation between the equipment and receiver.
- Connect the equipment into an outlet on a circuit different from that to which the receiver is connected.
- Consult the dealer or an experienced radio/TV technician for help.

FCC Caution: Any changes or modifications not expressly approved by the party responsible for compliance could void the user's authority to operate this equipment.

This device complies with Part 15 of the FCC Rules. Operation is subject to the following two conditions: (1) This device may not cause harmful interference, and (2) this device must accept any interference received, including interference that may cause undesired operation.

IMPORTANT NOTE:

Radiation Exposure Statement:

This equipment complies with FCC radiation exposure limits set forth for an uncontrolled environment. This equipment should be installed and operated with minimum distance 20 cm between the radiator & your body.

This transmitter must not be co-located or operating in conjunction with any other antenna or transmitter.

Country Code selection feature to be disabled for products marketed to the US/CANADA

Operation of this device is restricted to indoor use only.

Industry Canada statement:

This device contains licence-exempt transmitter(s)/receiver(s) that comply with Innovation, Science and Economic Development Canada's licence-exempt RSS(s). Operation is subject to the following two conditions:

- (1) This device may not cause interference
- (2) This device must accept any interference, including interference that may cause undesired operation of the device

L'émetteur/récepteur exempt de licence contenu dans le présent appareil est conforme aux CNR d'Innovation, Sciences et Développement économique Canada applicables aux appareils radio exempts de licence. L'exploitation est autorisée aux deux conditions suivantes :

- (1) L'appareil ne doit pas produire de brouillage;
- (2) L'appareil doit accepter tout brouillage radioélectrique subi, même si le brouillage est susceptible d'en compromettre le fonctionnement.

Caution:

(i) the device for operation in the band 5150–5250 MHz is only for indoor use to reduce the potential for harmful interference to co-channel mobile satellite systems;

(ii) for devices with detachable antenna(s), the maximum antenna gain permitted for devices in the bands 5250-5350 MHz and 5470-5725 MHz shall be such that the equipment still complies with the e.i.r.p. limit;

(iii) for devices with detachable antenna(s), the maximum antenna gain permitted for devices in the band 5725-5850 MHz shall be such that the equipment still complies with the e.i.r.p. limits as appropriate; and

Operations in the 5.25-5.35GHz band are restricted to indoor usage only.

Avertissement:

(i) les dispositifs fonctionnant dans la bande de 5 150 à 5 250 MHz sont réservés uniquement pour une utilisation à l'intérieur afin de réduire les risques de brouillage préjudiciable aux systèmes de satellites mobiles utilisant les mêmes canaux;

(ii) pour les dispositifs munis d'antennes amovibles, le gain maximal d'antenne permis pour les dispositifs utilisant les bandes de 5 250 à 5 350 MHz et de 5 470 à 5 725 MHz doit être conforme à la limite de la p.i.r.e.;

(iii) pour les dispositifs munis d'antennes amovibles, le gain maximal d'antenne permis (pour les dispositifs utilisant la bande de 5 725 à 5 850 MHz) doit être conforme à la limite de la p.i.r.e. spécifiée, selon le cas;

Les opérations dans la bande de 5.25-5.35GHz sont limités à un usage intérieur seulement.

Radiation Exposure Statement:

This equipment complies with Canada radiation exposure limits set forth for an uncontrolled environment. This equipment should be installed and operated with minimum distance 20 cm between the radiator & your body.

Déclaration d'exposition aux radiations:

Cet équipement est conforme Canada limites d'exposition aux radiations dans un environnement non contrôlé. Cet équipement doit être installé et utilisé à distance minimum de 20 cm entre le radiateur et votre corps.