

# APPENDIX REPORT

Project No.	SHT2009016002EW	Radio Specification	Bluetooth EDR
Test sample No.		Model No.	BF-TM8500
Start test date	2020/10/30	Finish date	2020/10/30
Temperature	25°C	Humidity	50%
Test Engineer	Hailey Chen	Auditor	Xiaodong Zhu

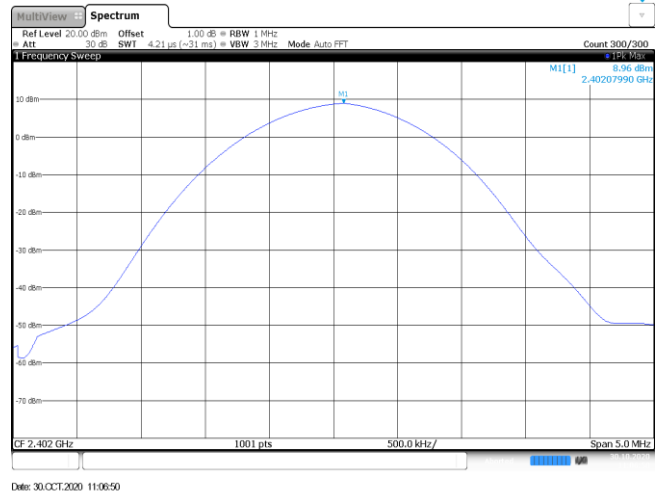
Appendix clause	Test item	Result
A	Peak Output Power	PASS
B	20 dB Bandwidth	PASS
C	99% Occupied Bandwidth	PASS
D	Carrier Frequencies Separation	PASS
E	Hopping Channel Number	PASS
F	Dwell Time	PASS
G	Duty Cycle Correction Factor (DCCF)	PASS
H	Band edge and Spurious Emissions(coducted)	PASS

**Appendix A: Peak Output Power**

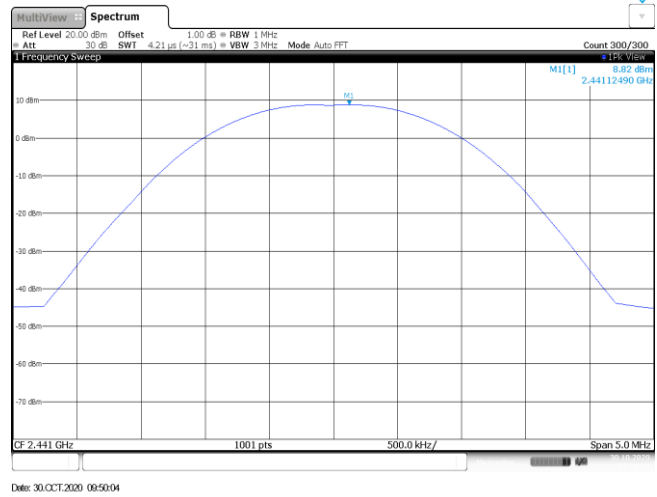
Modulation type	Channel	Output power (dBm)	Average Output power (dBm)	Limit (dBm)	Result
GFSK	00	8.96	8.94	≤ 30.00	Pass
	39	8.82	8.80		
	78	7.75	7.74		
π/4DQPSK	00	7.44	6.61	≤ 21.00	Pass
	39	7.02	6.12		
	78	6.05	5.24		
8DPSK	00	7.62	6.54	≤ 21.00	Pass
	39	7.30	6.33		
	78	6.28	5.39		

**Modulation Type:** **GFSK**

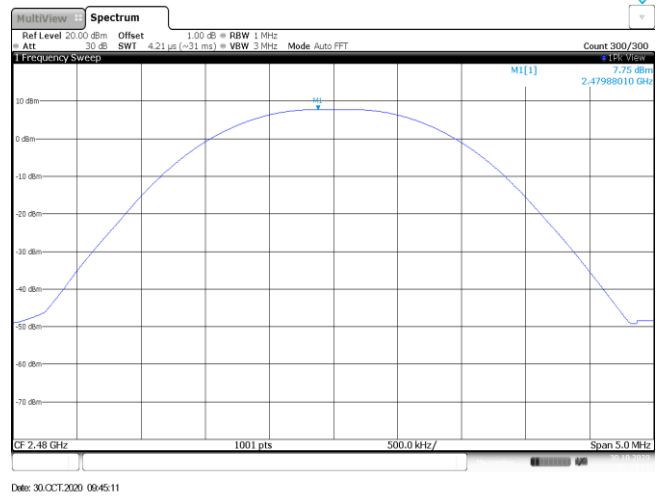
CH00



CH39

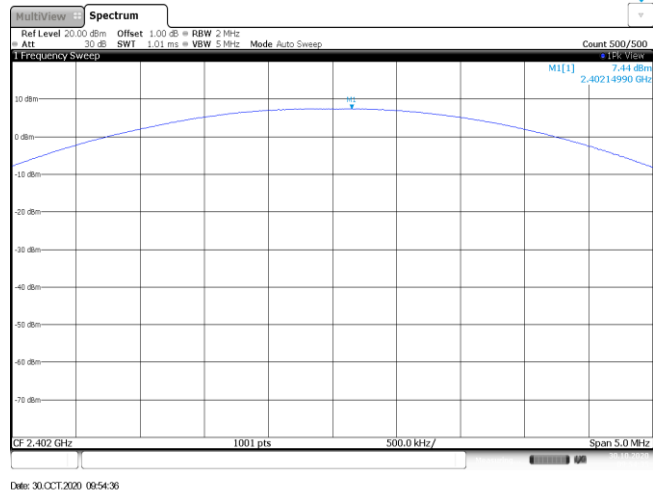


CH78



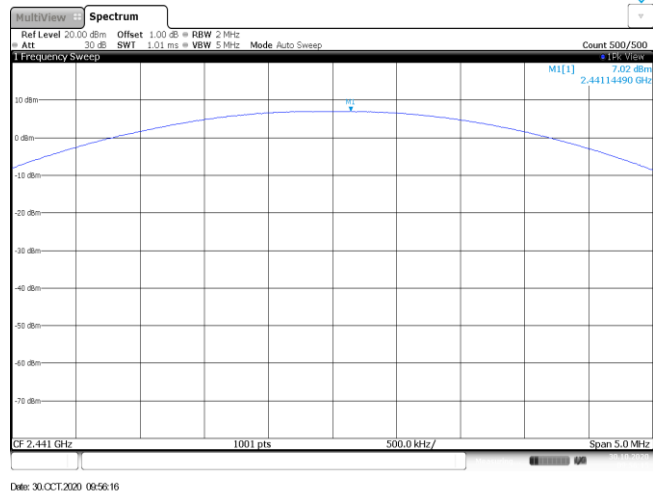
**Modulation Type:**  $\pi/4$ DQPSK

CH00



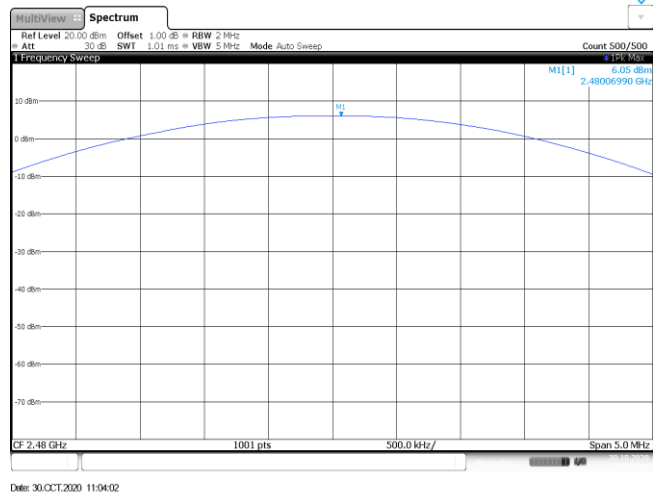
Date: 30.OCT.2020 09:54:36

CH39



Date: 30.OCT.2020 09:56:16

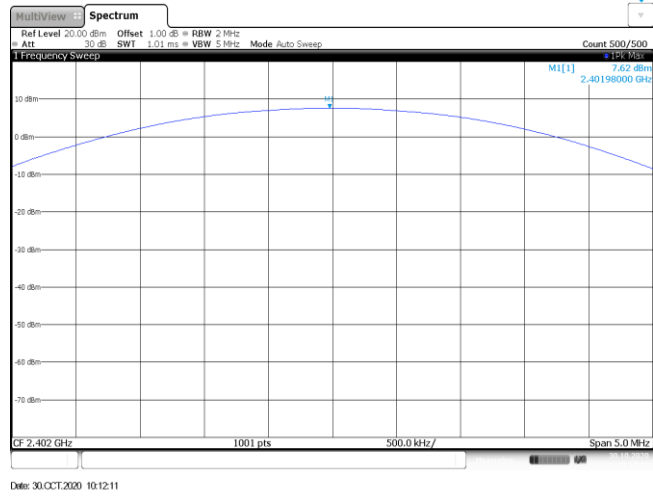
CH78



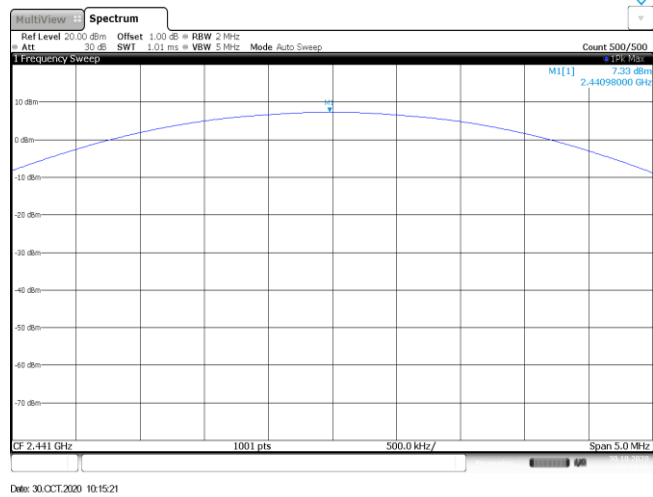
Date: 30.OCT.2020 11:04:02

**Modulation Type: 8DPSK**

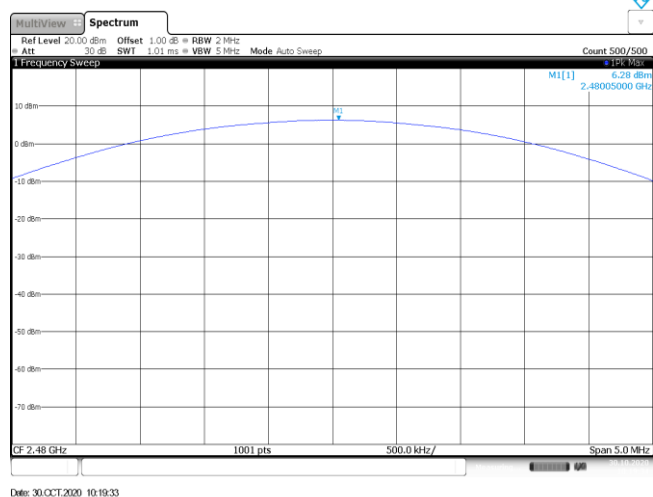
CH00



CH39



CH78

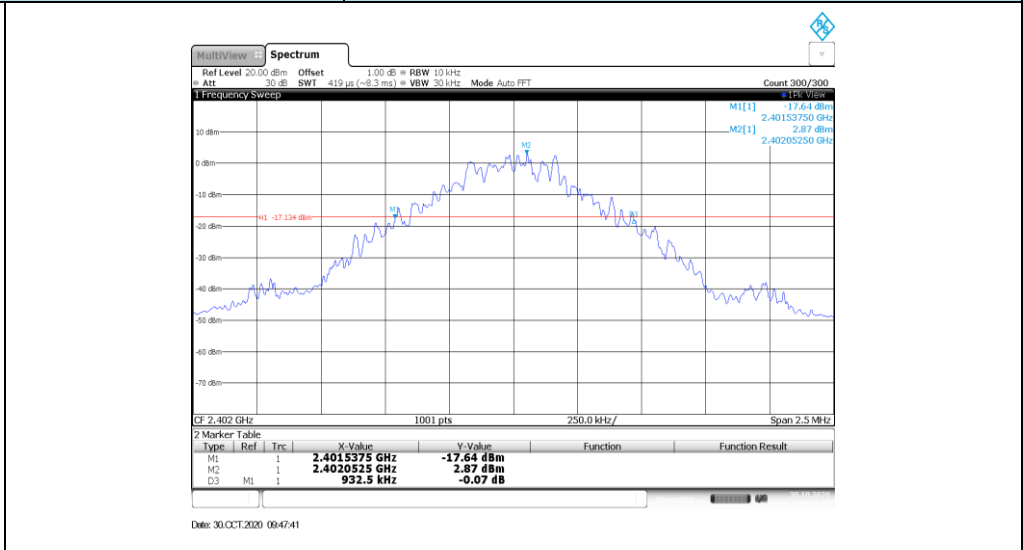


**Appendix B : 20 dB Bandwidth**

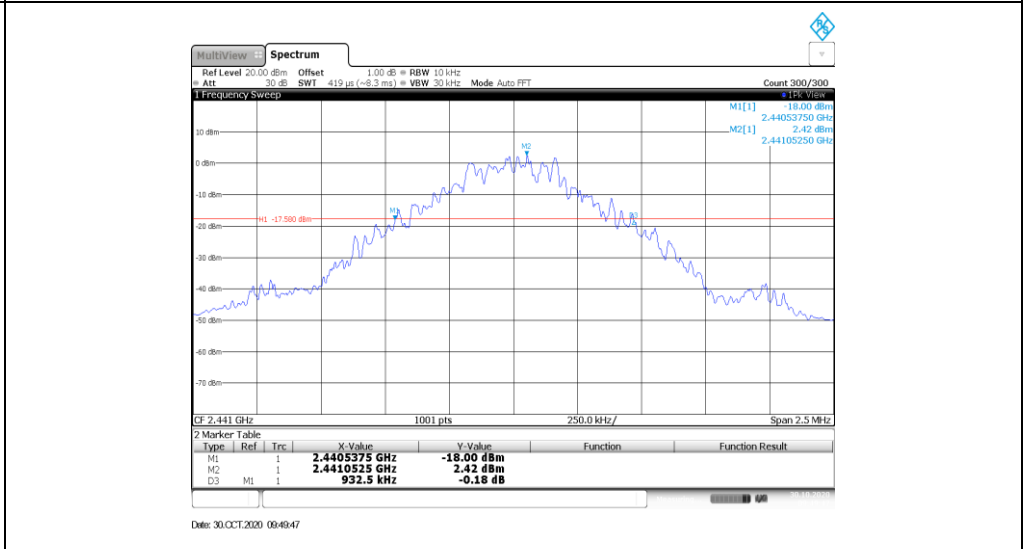
Modulation type	Channel	20 dB Bandwidth (kHz)	Limit (kHz)	Result
GFSK	00	932.50	-	Pass
	39	932.50		
	78	927.50		
$\pi/4$ DQPSK	00	1312.50	-	Pass
	39	1292.50		
	78	1295.00		
8DPSK	00	1300.00	-	Pass
	39	1300.00		
	78	1302.50		

**Modulation Type: GFSK**

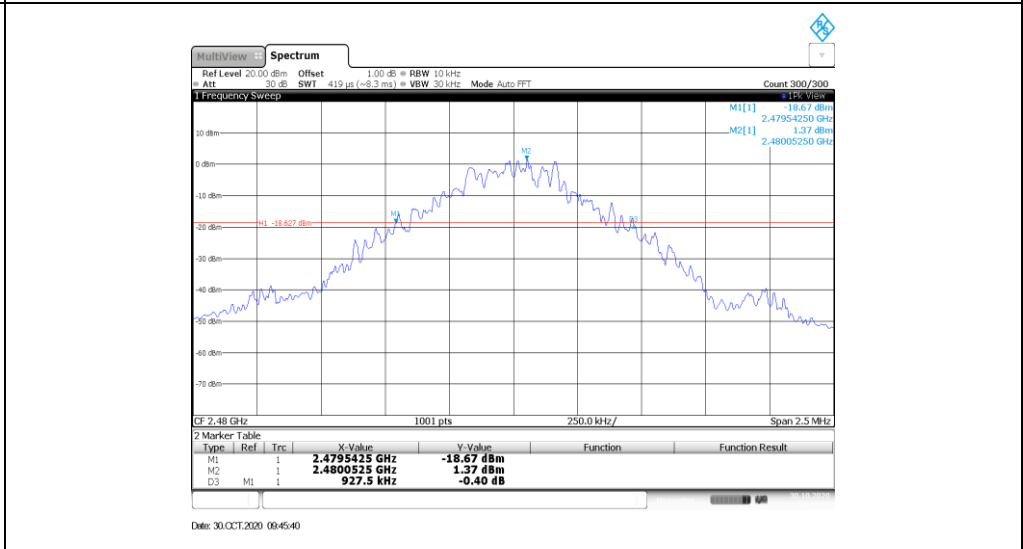
CH00



CH39

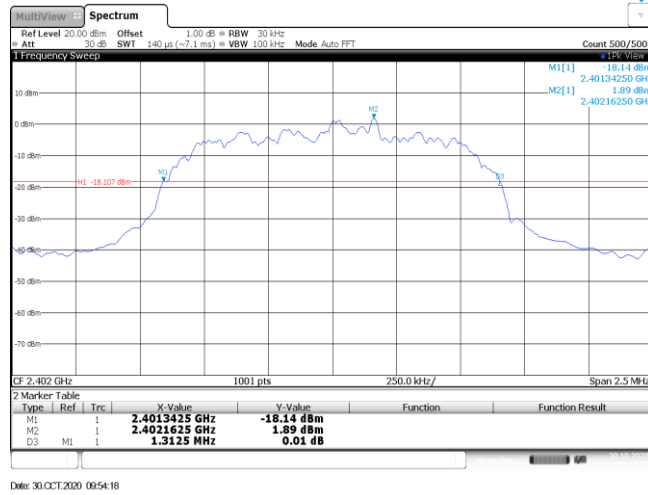


CH78

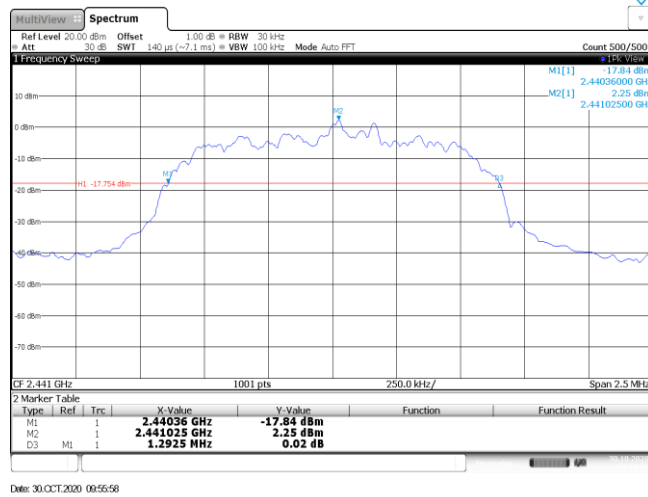


**Modulation Type:**  $\pi/4$ DQPSK

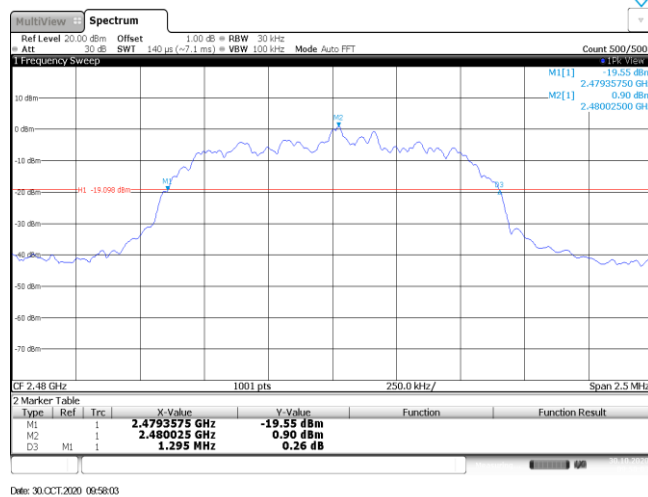
CH00



CH39



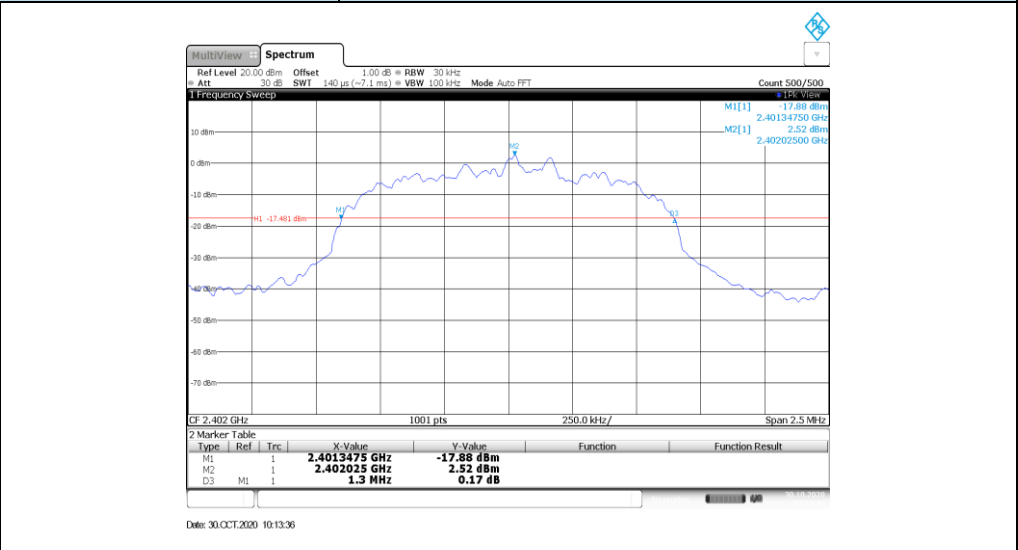
CH78



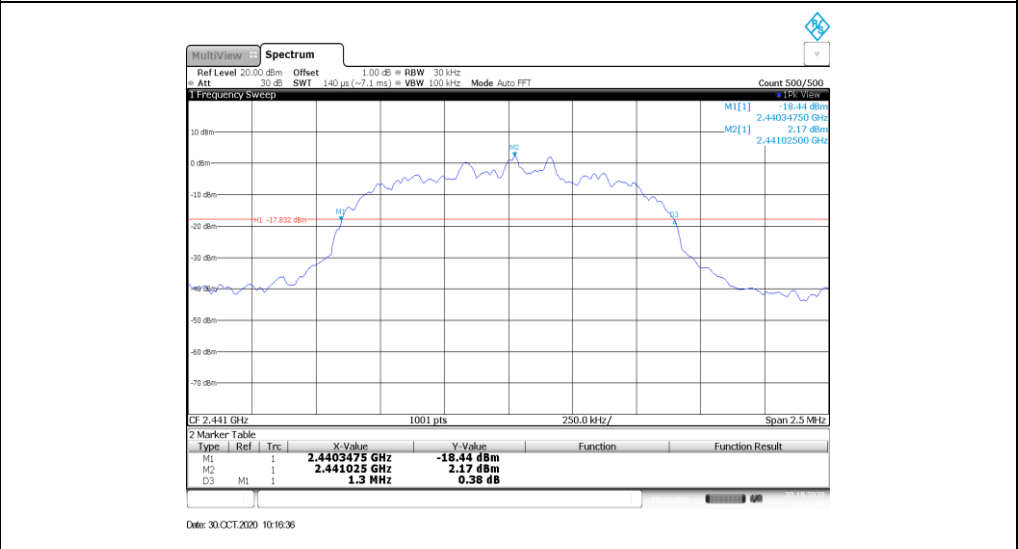


**Modulation Type: 8DPSK**

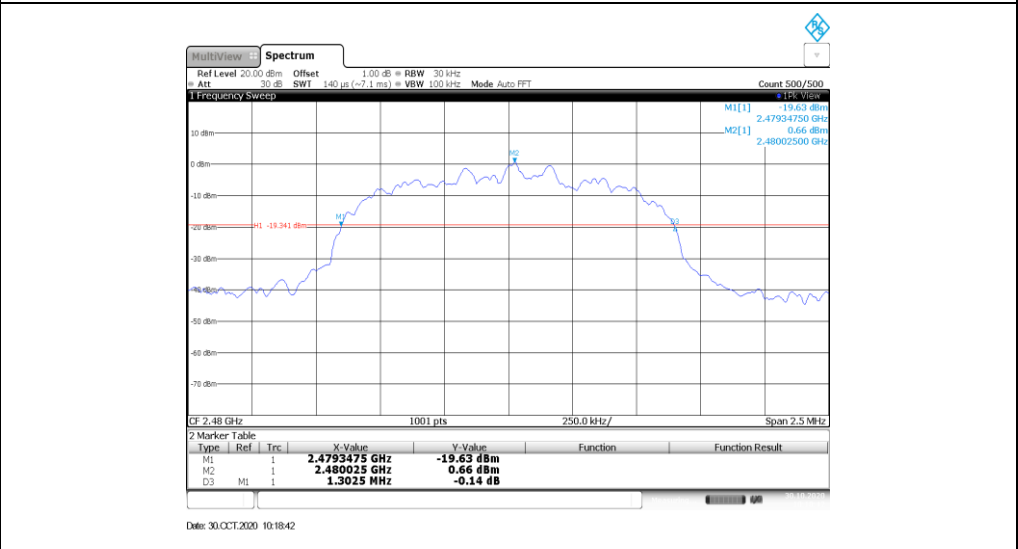
CH00



CH39



CH78

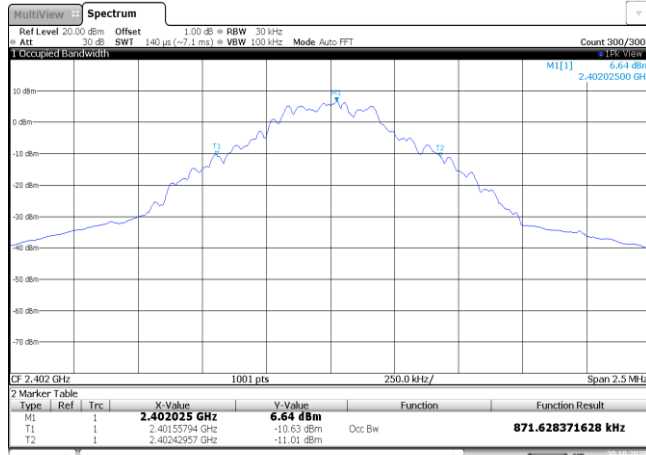


**Appendix C: 99% Occupied Bandwidth**

Modulation type	Channel	99% Occupied Bandwidth (MHz)	Limit (MHz)	Result
GFSK	00	0.87	-	Pass
	39	0.87		
	78	0.87		
$\pi/4$ DQPSK	00	1.18	-	Pass
	39	1.19		
	78	1.19		
8DPSK	00	1.18	-	Pass
	39	1.18		
	78	1.18		

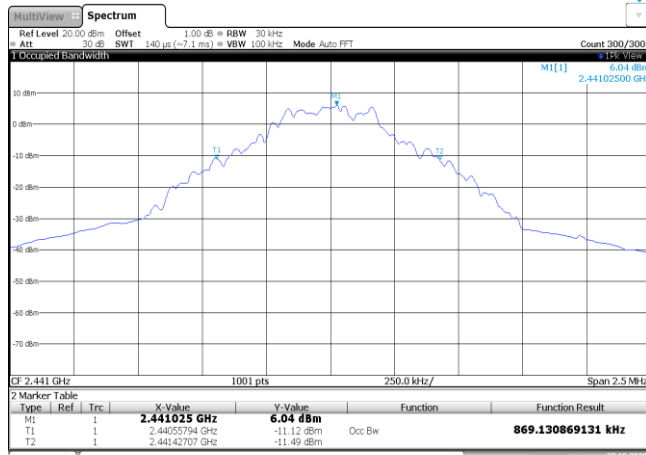
**Modulation Type: GFSK**

CH00



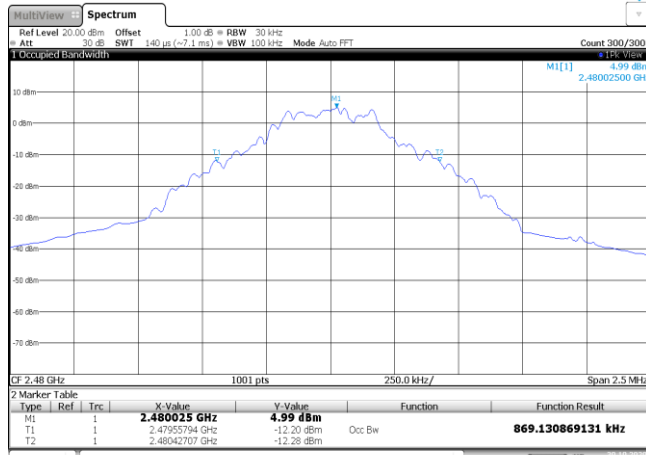
Date: 30.OCT.2000 09:47:49

CH39



Date: 30.OCT.2000 09:49:55

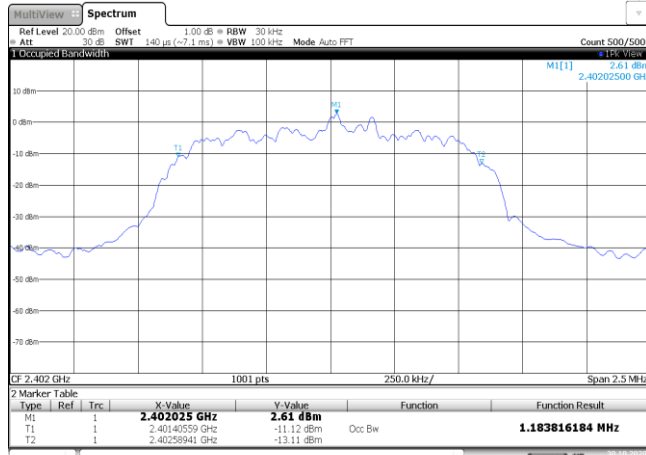
CH78



Date: 30.OCT.2000 09:45:49

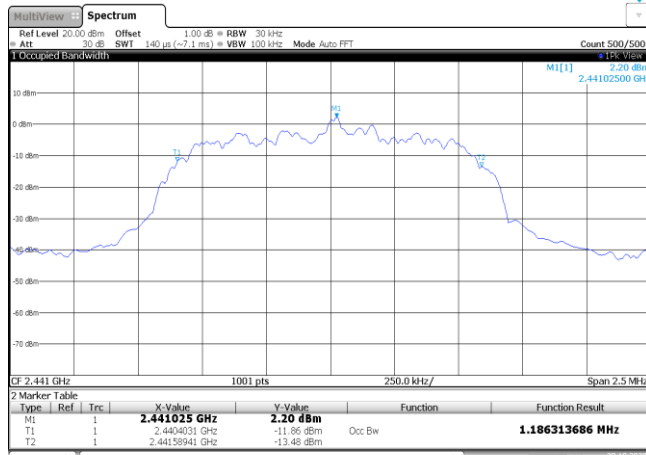
**Modulation Type:**  $\pi/4$ DQPSK

CH00



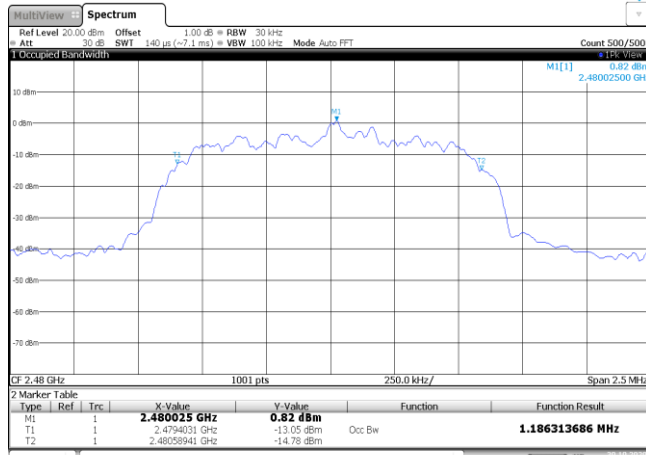
Date: 30.OCT.2009 09:54:26

CH39



Date: 30.OCT.2009 09:56:06

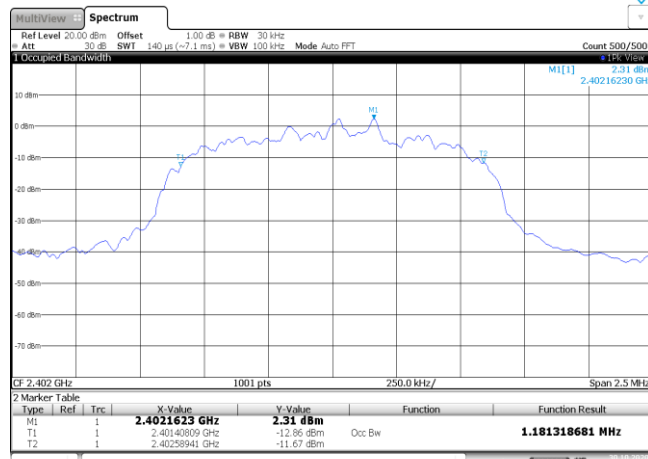
CH78



Date: 30.OCT.2009 09:58:12

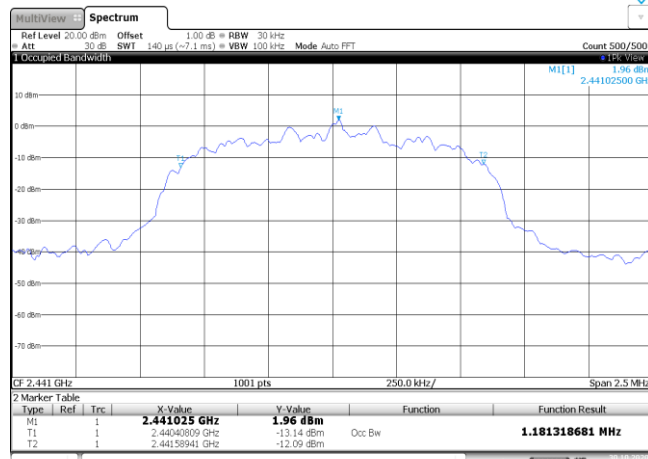
**Modulation Type: 8DPSK**

CH00



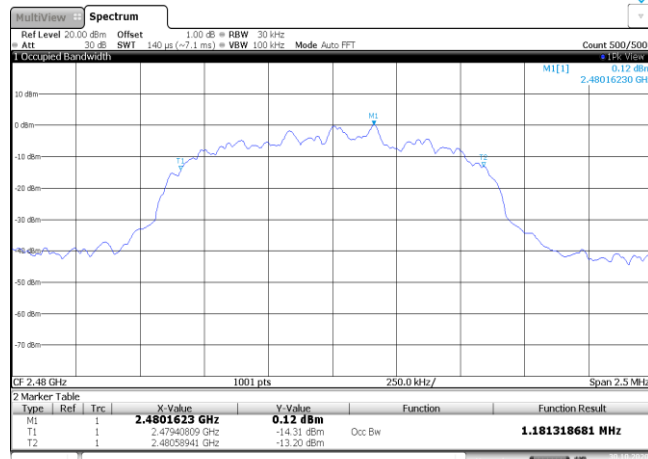
Date: 30.OCT.2000 10:13:45

CH39



Date: 30.OCT.2000 10:16:44

CH78



Date: 30.OCT.2000 10:18:50

**Appendix D: Carrier Frequencies Separation**

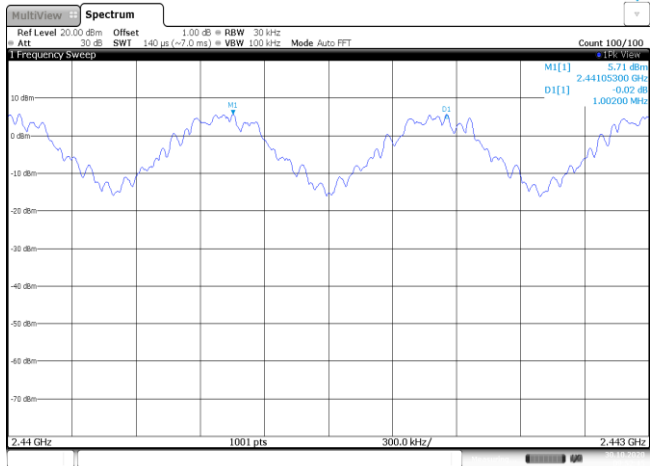
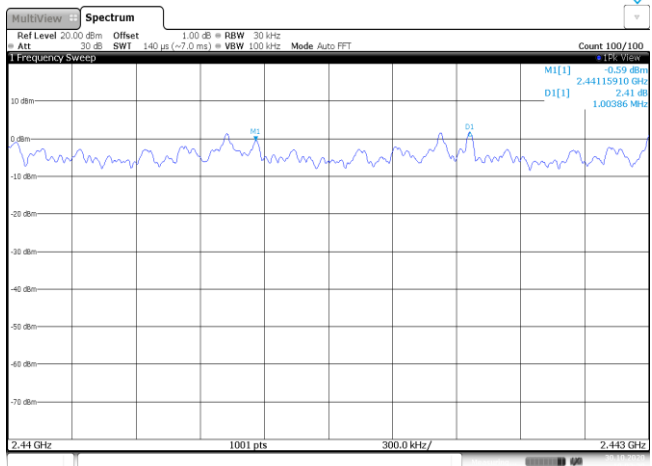
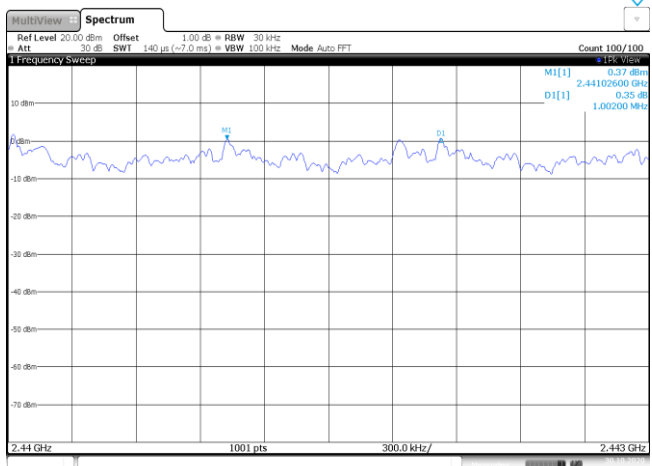
Modulation type	Channel	Carrier Frequencies Separation (MHz)	Limit (kHz) *	Result
GFSK	39	1.00	≥932.50	Pass
π/4DQPSK	0	1.00	≥875.00	Pass
8DPSK	78	1.00	≥868.33	Pass

**Note:**

\*: GFSK limit = The maximum 20 dB Bandwidth for GFSK modulation on the appendix B.

π/4DQPSK limit = 2/3 \* The maximum 20 dB Bandwidth for π/4DQPSK modulation on the appendix B.

8DPSK limit = 2/3 \* The maximum 20 dB Bandwidth for 8DPSK modulation on the appendix B

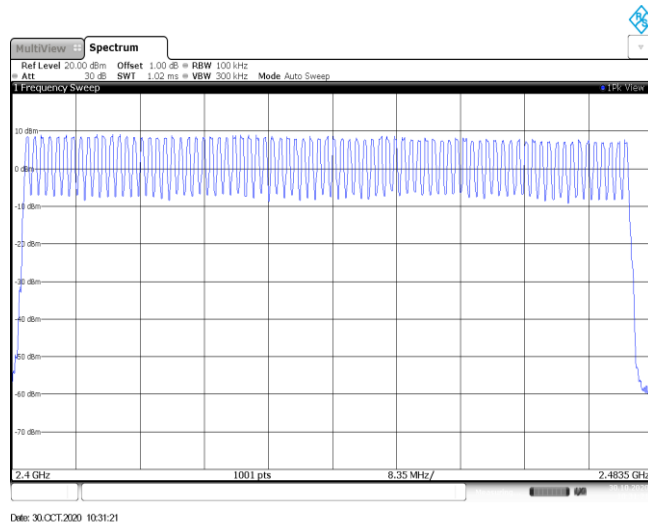
<p style="text-align: center;">GFSK</p>	 <p>MultiView Spectrum          Ref Level 20.00 dBm Offset 1.00 dB RBW 30 kHz          Att 30 dB SWI 140 μs (~7.0 ms) VBW 100 kHz Mode Auto FFT          Count 100/100          1 Frequency Swcnp          M1[1] 5.71 dBm 2.44105300 GHz          D1[1] -0.02 dB 1.00200 MHz          2.44 GHz 1001 pts 300.0 kHz/ 2.443 GHz          Date: 30.OCT.2020 09:52:45</p>
<p style="text-align: center;"><math>\pi/4</math>DQPSK</p>	 <p>MultiView Spectrum          Ref Level 20.00 dBm Offset 1.00 dB RBW 30 kHz          Att 30 dB SWI 140 μs (~7.0 ms) VBW 100 kHz Mode Auto FFT          Count 100/100          1 Frequency Swcnp          M1[1] 0.59 dBm 2.44115910 GHz          D1[1] -2.41 dB 1.00396 MHz          2.44 GHz 1001 pts 300.0 kHz/ 2.443 GHz          Date: 30.OCT.2020 10:02:19</p>
<p style="text-align: center;">8DPSK</p>	 <p>MultiView Spectrum          Ref Level 20.00 dBm Offset 1.00 dB RBW 30 kHz          Att 30 dB SWI 140 μs (~7.0 ms) VBW 100 kHz Mode Auto FFT          Count 100/100          1 Frequency Swcnp          M1[1] 0.27 dBm 2.44102600 GHz          D1[1] 0.35 dB 1.00200 MHz          2.44 GHz 1001 pts 300.0 kHz/ 2.443 GHz          Date: 30.OCT.2020 10:22:03</p>

**Appendix E: Hopping Channel Number**

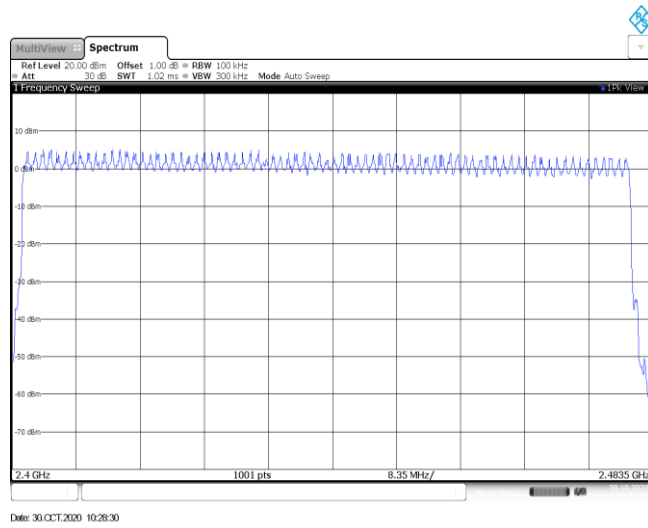
Modulation type	Channel number	Limit	Result
GFSK	79	≥15.00	Pass
π/4DQPSK	79		
8DPSK	79		



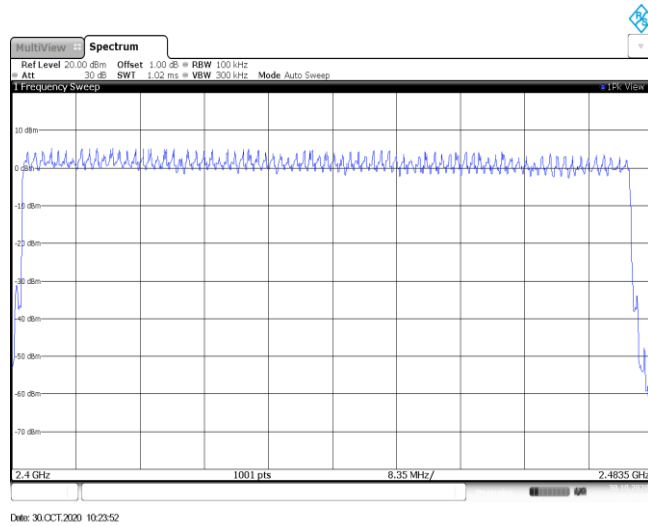
GFSK



$\pi/4$ DQPSK

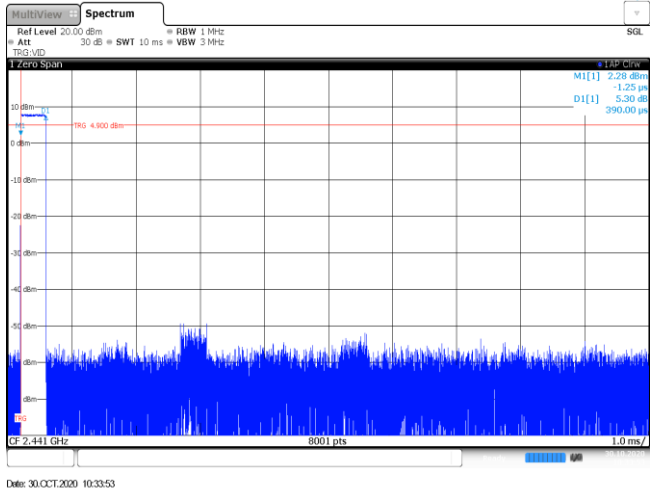
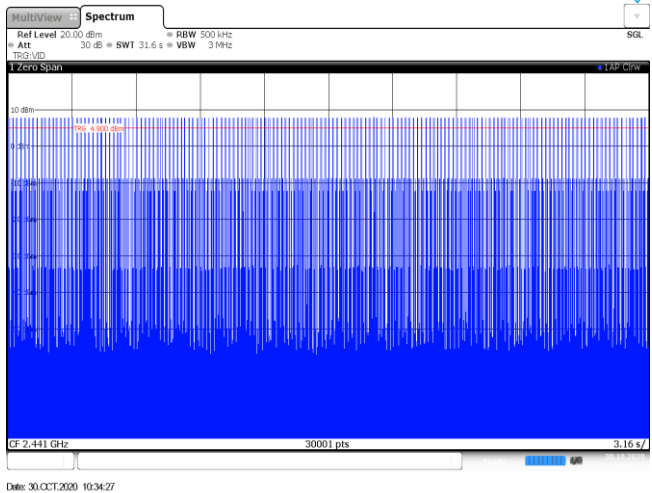
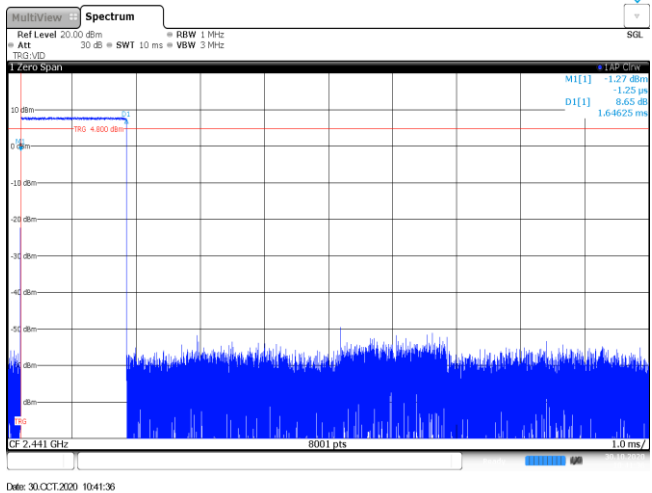


8DPSK

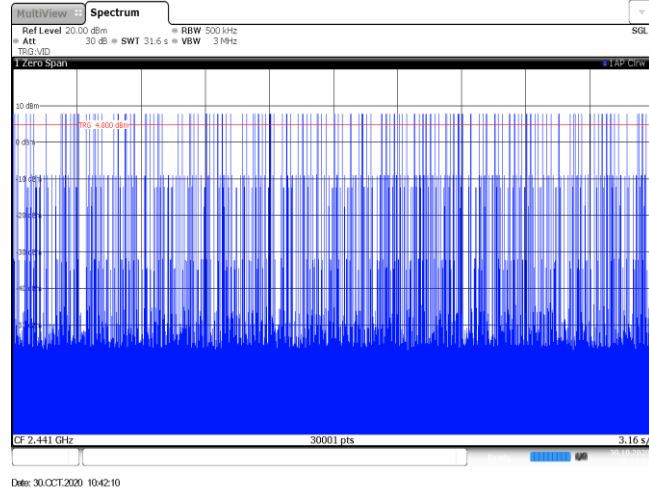


**Appendix F: Dwell Time**

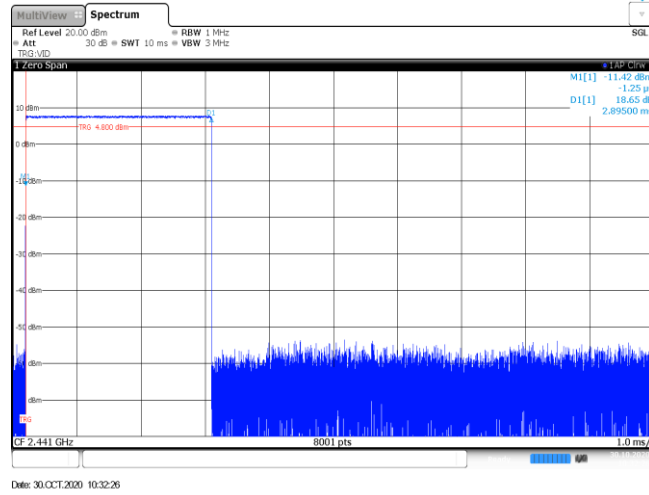
Modulation type	Packet	Burst Width [ms]	Total Hops[hop*ch]	Dwell time (Second)	Limit (Second)	Result
GFSK	DH1	0.39	319.00	0.12	≤ 0.40	Pass
	DH3	1.65	162.00	0.27		
	DH5	2.90	109.00	0.32		
π/4DQPSK	2DH1	0.38	318.00	0.12	≤ 0.40	Pass
	2DH3	1.64	169.00	0.28		
	2DH5	2.88	112.00	0.32		
8DPSK	3DH1	0.38	318.00	0.12	≤ 0.40	Pass
	3DH3	1.63	163.00	0.27		
	3DH5	2.88	106.00	0.31		

Modulation Type:	GFSK
<p>DH1 Burst width</p>	 <p>The spectrum plot shows a signal centered at 2.441 GHz. The y-axis represents power in dBm, ranging from -50 to 10. A red horizontal line is drawn at 4.900 dBm. The signal shows a burst of activity. The plot includes parameters: Ref Level 20.00 dBm, Att 30 dB, RBW 1 MHz, SWT 10 ms, VBW 3 MHz. The x-axis is labeled 'CF 2.441 GHz' and '8001 pts'. The date and time are 30.OCT.2020 10:33:53.</p>
<p>DH1 Burst number</p>	 <p>The spectrum plot shows a signal centered at 2.441 GHz. The y-axis represents power in dBm, ranging from -50 to 10. A red horizontal line is drawn at 4.900 dBm. The signal shows a dense burst of activity. The plot includes parameters: Ref Level 20.00 dBm, Att 30 dB, RBW 500 kHz, SWT 31.6 s, VBW 3 MHz. The x-axis is labeled 'CF 2.441 GHz' and '30001 pts'. The date and time are 30.OCT.2020 10:34:27.</p>
<p>DH3 Burst width</p>	 <p>The spectrum plot shows a signal centered at 2.441 GHz. The y-axis represents power in dBm, ranging from -50 to 10. A red horizontal line is drawn at 4.900 dBm. The signal shows a burst of activity. The plot includes parameters: Ref Level 20.00 dBm, Att 30 dB, RBW 1 MHz, SWT 10 ms, VBW 3 MHz. The x-axis is labeled 'CF 2.441 GHz' and '8001 pts'. The date and time are 30.OCT.2020 10:41:36.</p>

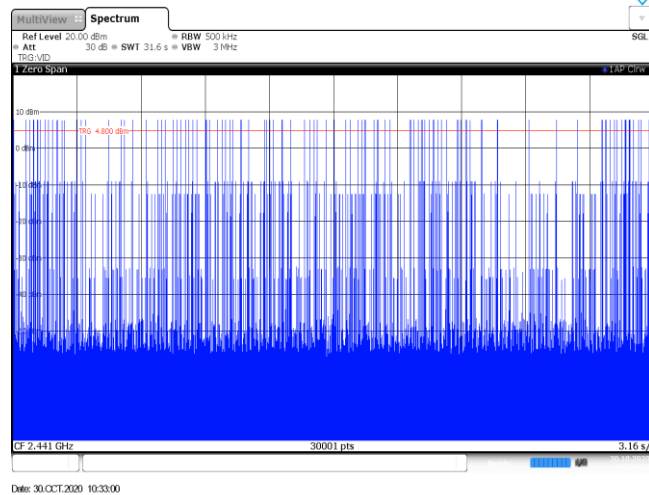
DH3  
Burst number



DH5  
Burst width

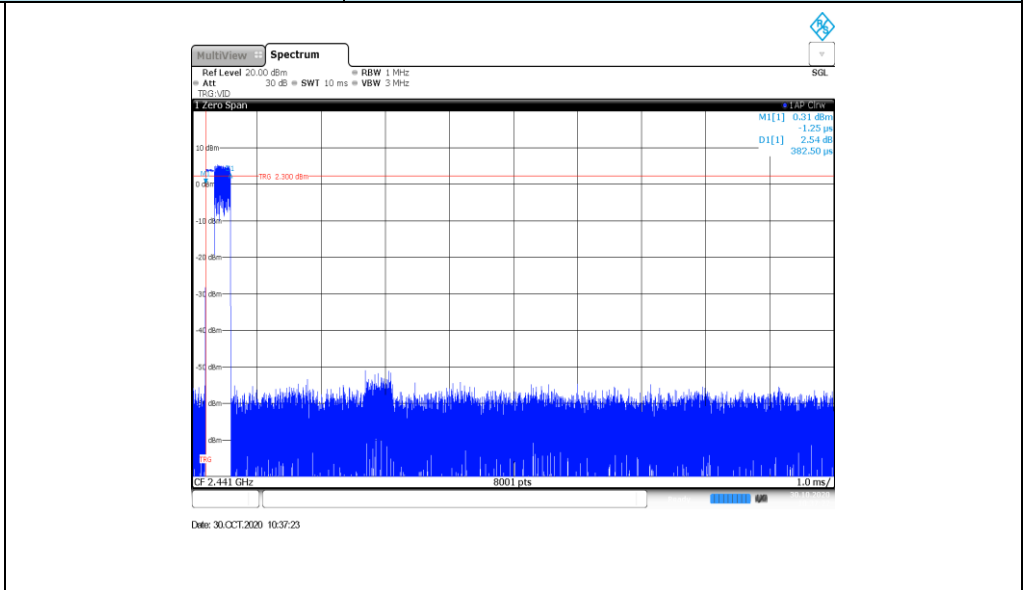


DH5  
Burst number

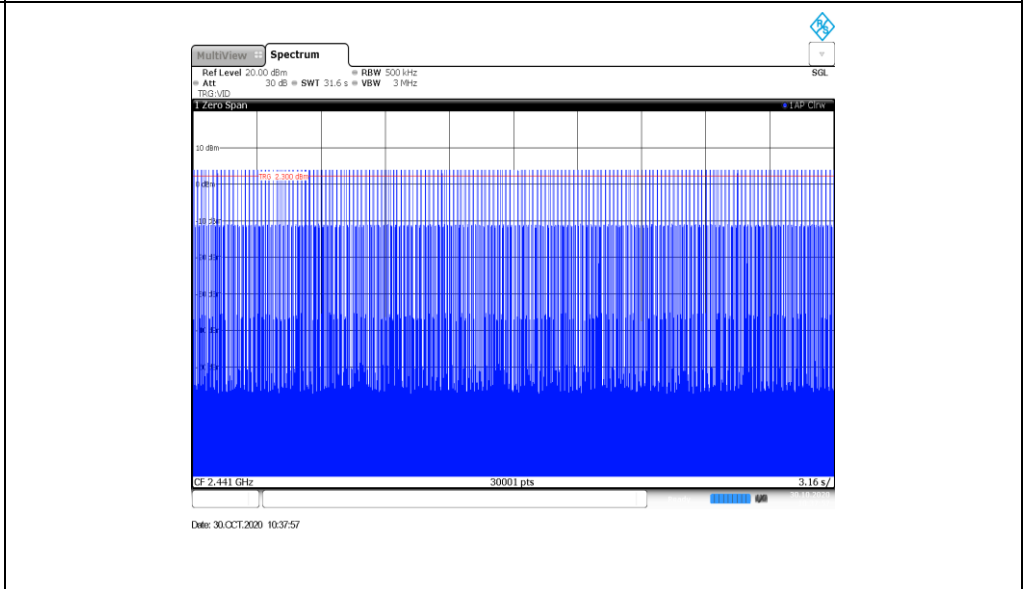


**Modulation Type:**  $\pi/4$ DQPSK

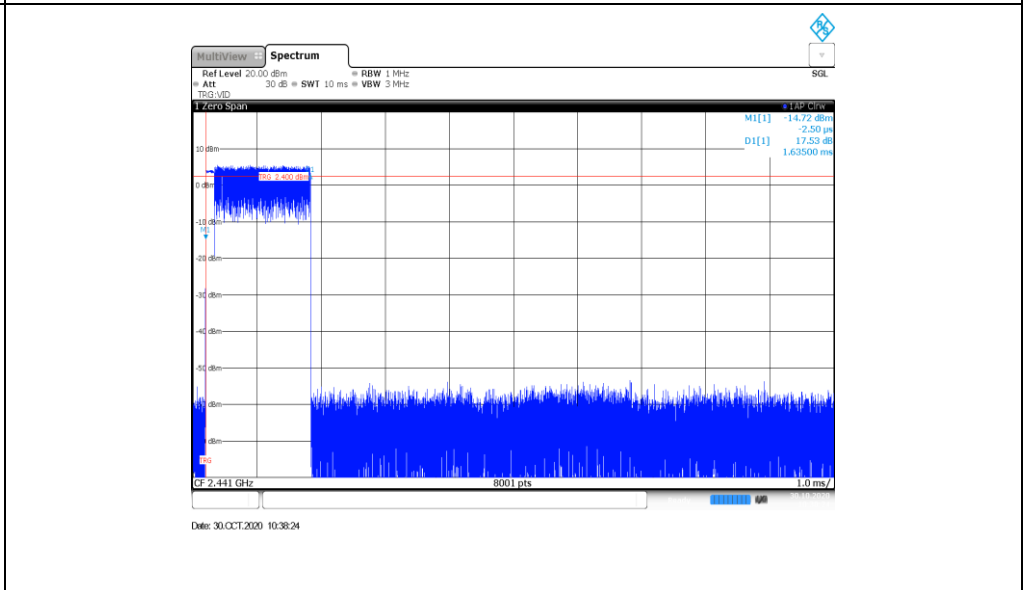
2DH1  
Burst width



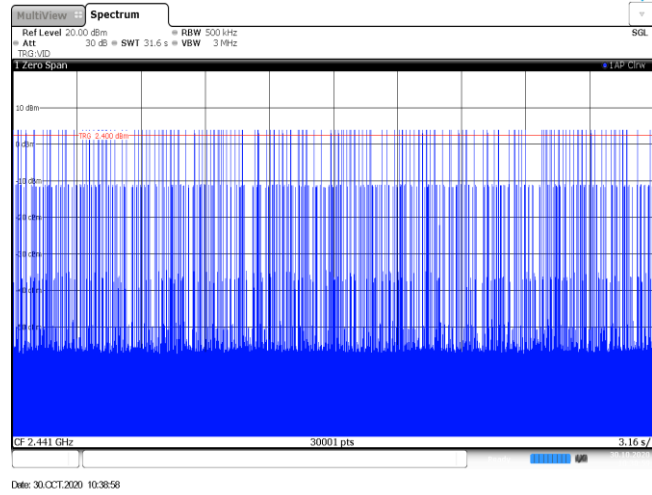
2DH1  
Burst number



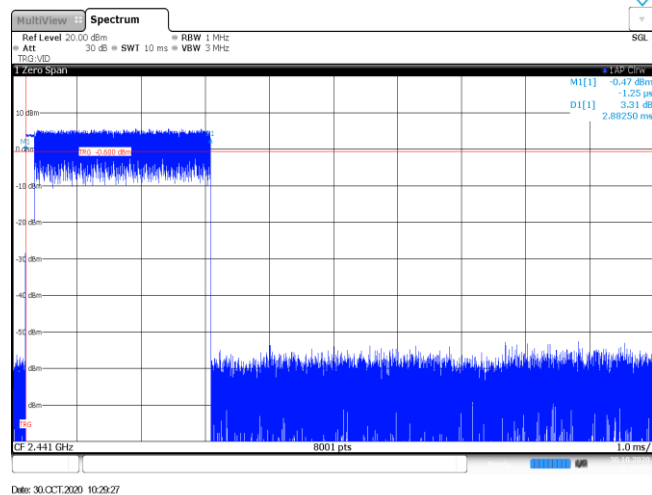
2DH3  
Burst width



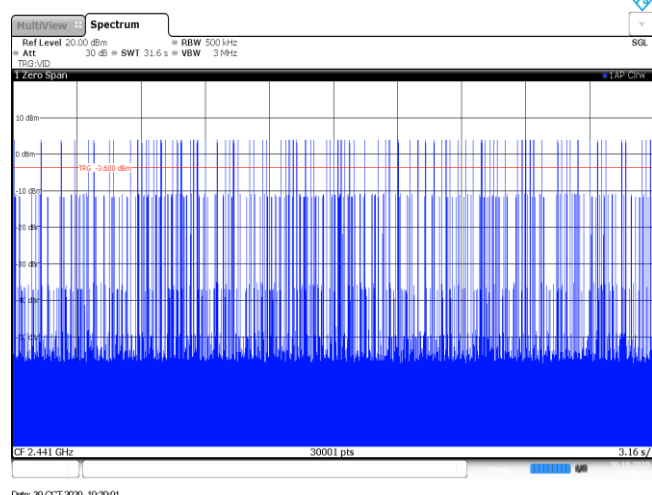
2DH3  
Burst number



2DH5  
Burst width

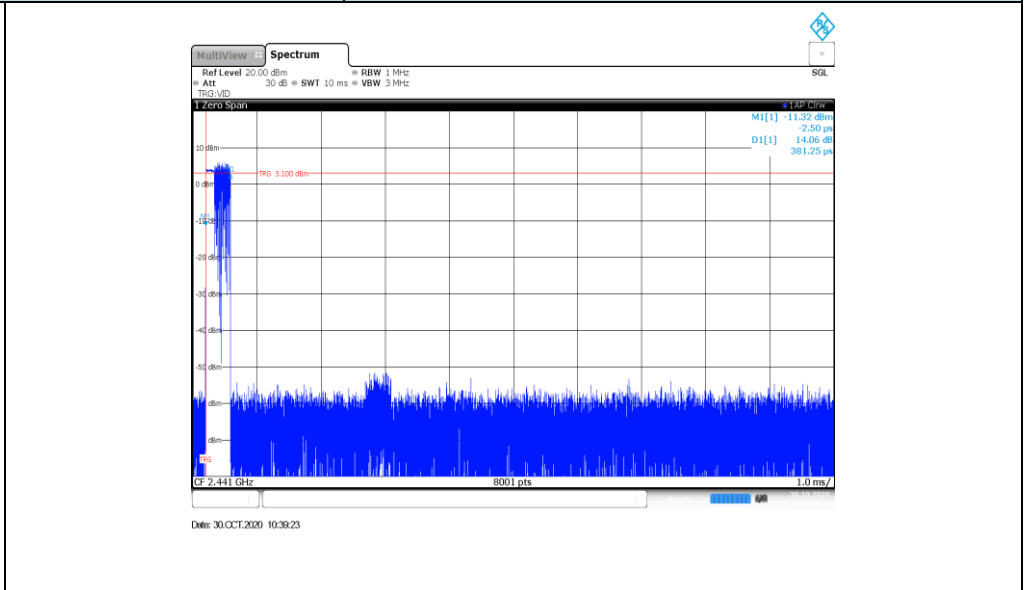


2DH5  
Burst number

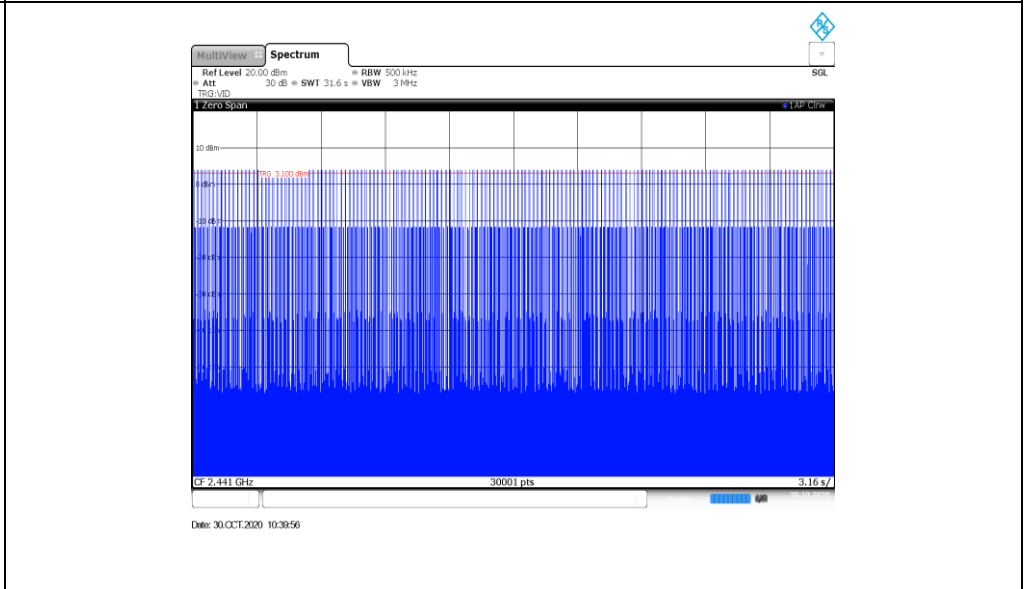


**Modulation Type: 8DPSK**

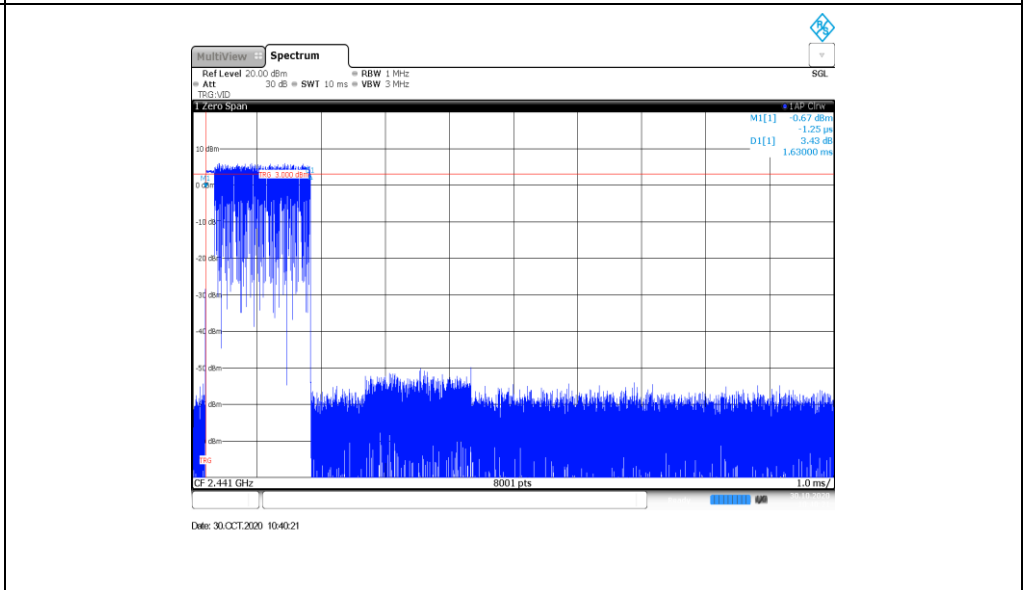
3DH1  
Burst width



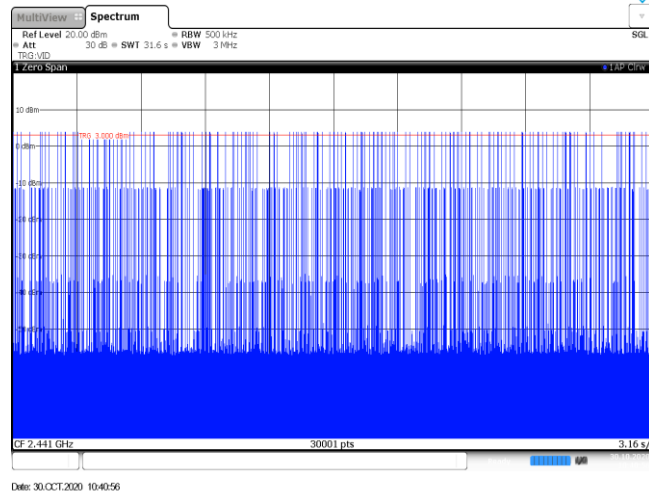
3DH1  
Burst number



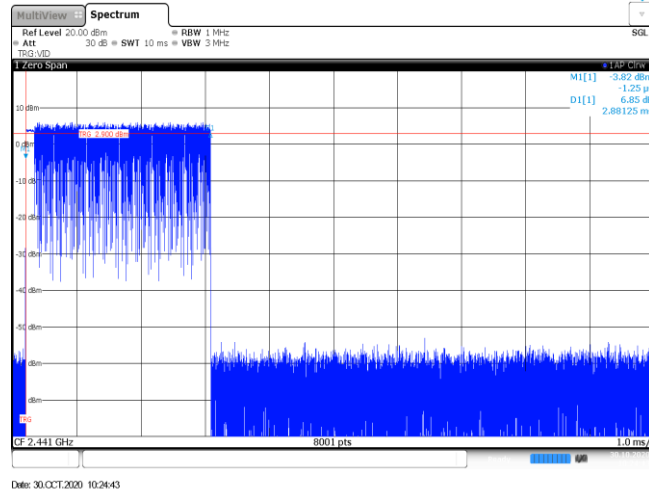
3DH3  
Burst width



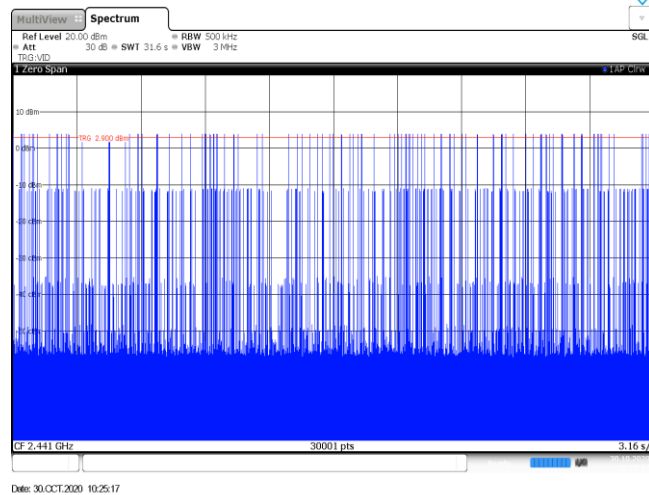
3DH3  
Burst number



3DH5  
Burst width



3DH5  
Burst number

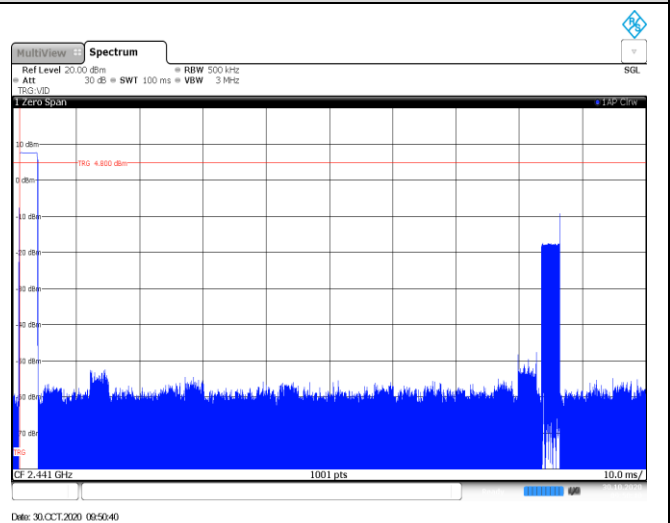
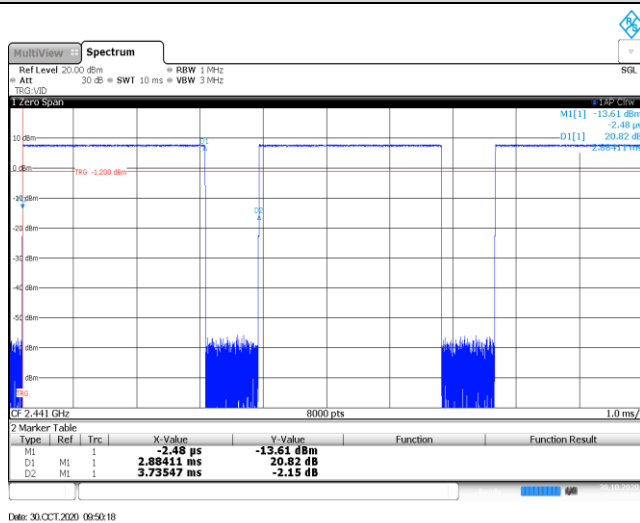




**Appendix G: Duty Cycle Correction Factor (DCCF)**

DCCF Calculate Formula					
DCCF=20 * Log(duty cycle) = 20 * Log( $T_{on\ time} / T_{period}$ )					
Modulation type	Test Frequency (MHz)	$T_{on\ time}$ for single burst [ms]	$T_{period}$ [ms]	Burst Quantity	DCCF [dB]
GFSK	2441	2.88	100	2.00	-24.79
$\pi/4$ DQPSK	2441	2.87	100	1.00	-30.84
8DPSK	2441	2.87	100	2.00	-24.82

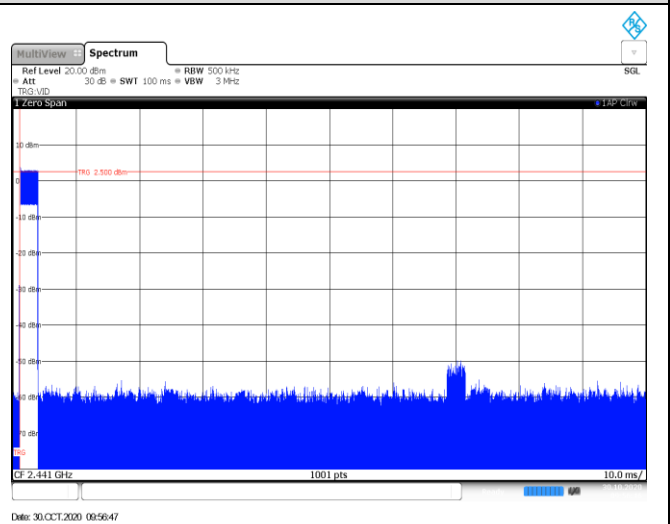
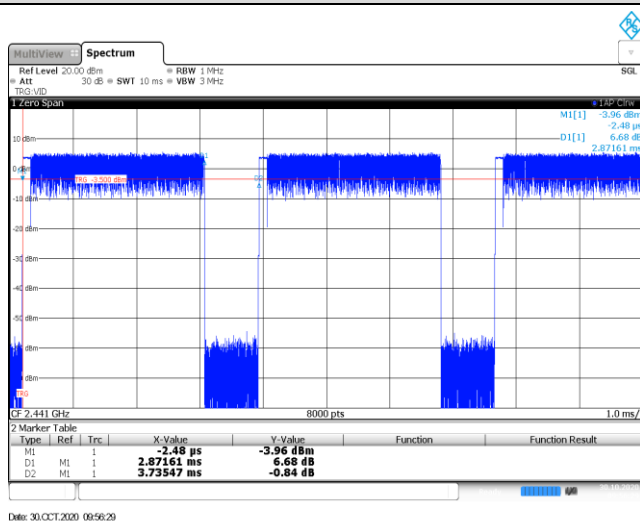
GFSK



T<sub>on</sub> time for single burst

Burst Quantity

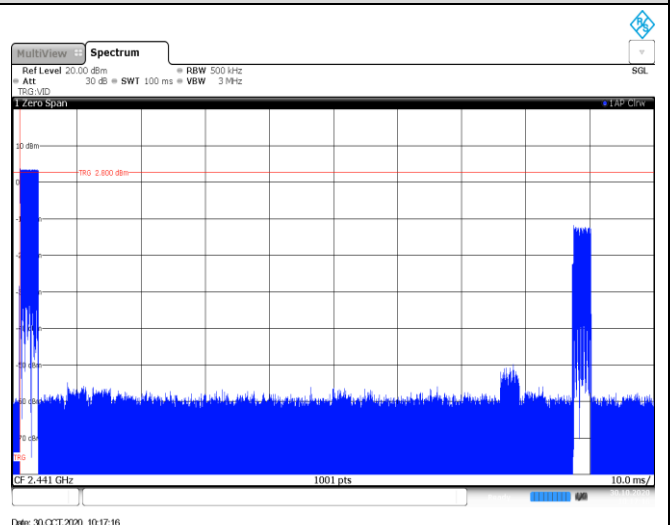
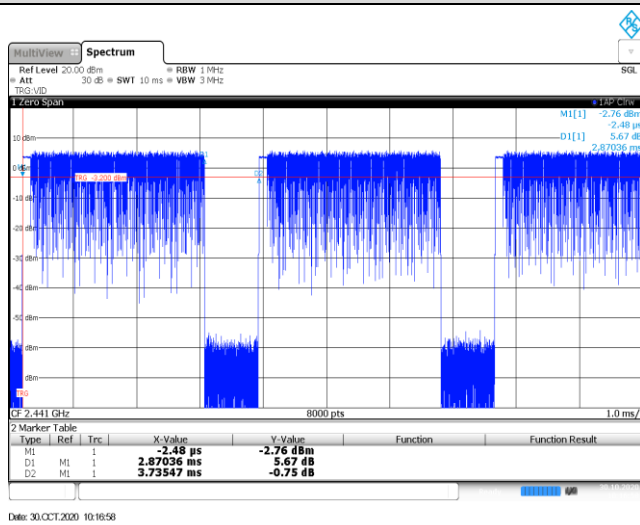
$\pi/4$  DQPSK



T<sub>on</sub> time for single burst

Burst Quantity

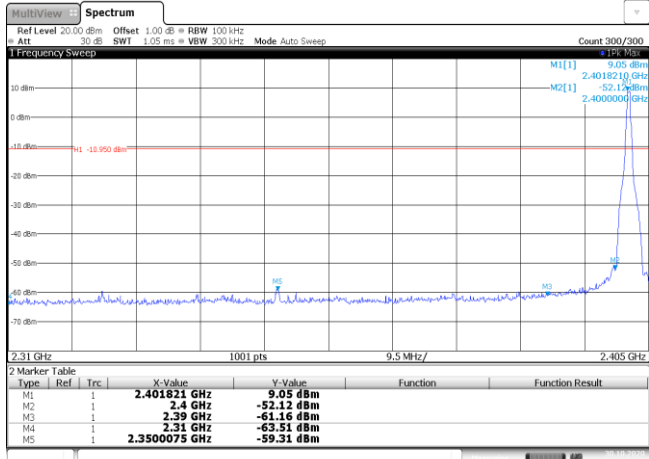
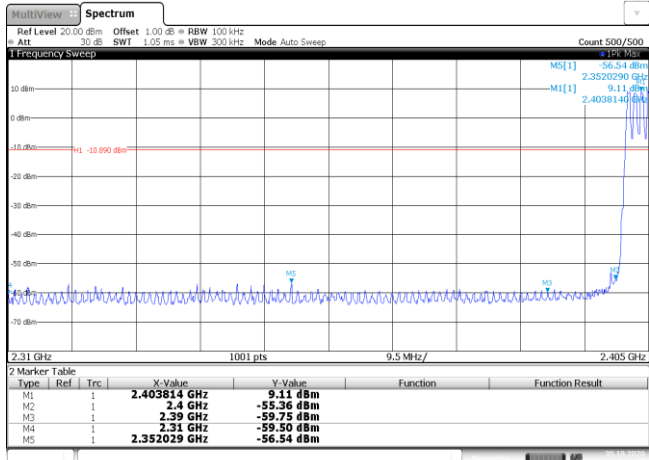
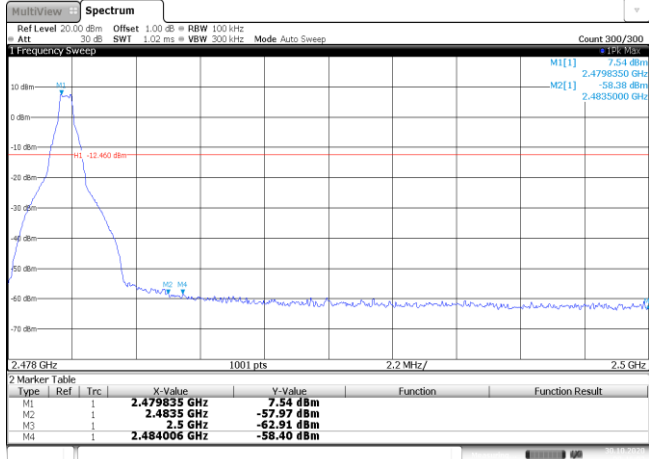
8DPSK



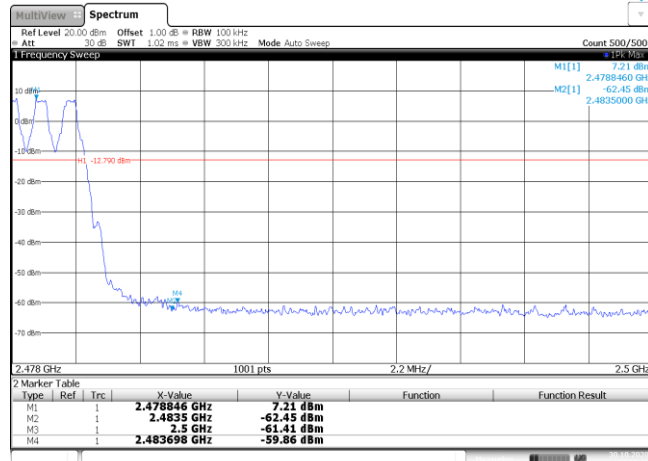
T<sub>on</sub> time for single burst

Burst Quantity

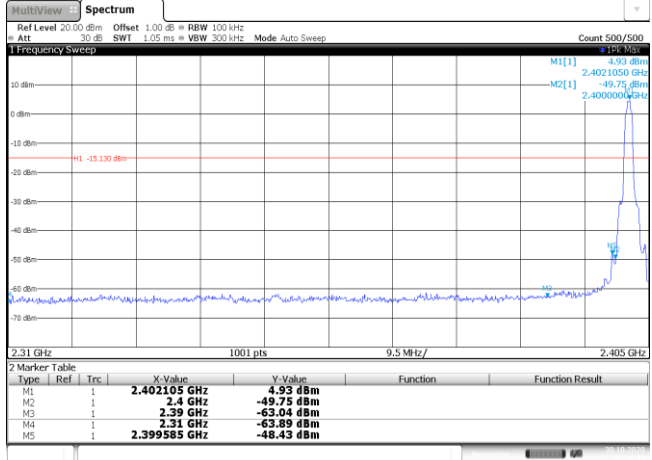
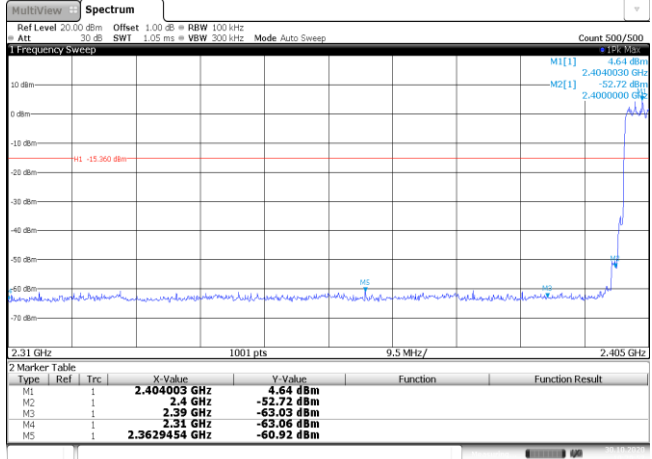
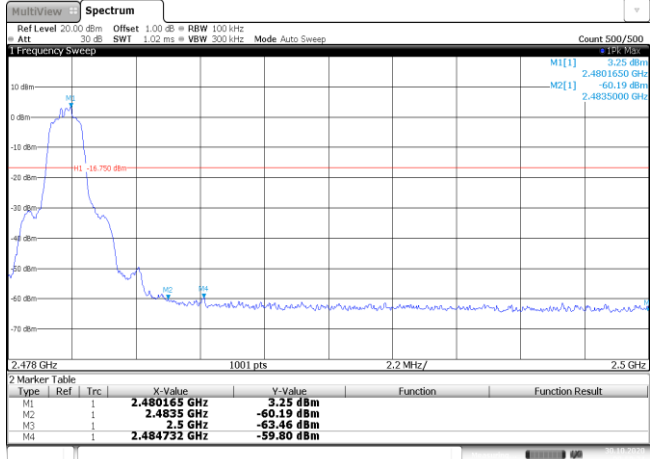
### Appendix H: Band edge and Spurious Emissions (conducted)

Test Item:	Band edge	Modulation type:	GFSK																																										
<p>CH00 No hopping mode</p>	 <p>2 Marker Table</p> <table border="1"> <thead> <tr> <th>Type</th> <th>Ref</th> <th>Trc</th> <th>X-Value</th> <th>Y-Value</th> <th>Function</th> <th>Function Result</th> </tr> </thead> <tbody> <tr> <td>M1</td> <td>1</td> <td></td> <td>2.401821 GHz</td> <td>9.05 dBm</td> <td></td> <td></td> </tr> <tr> <td>M2</td> <td>1</td> <td></td> <td>2.4 GHz</td> <td>-52.12 dBm</td> <td></td> <td></td> </tr> <tr> <td>M3</td> <td>1</td> <td></td> <td>2.39 GHz</td> <td>-61.16 dBm</td> <td></td> <td></td> </tr> <tr> <td>M4</td> <td>1</td> <td></td> <td>2.31 GHz</td> <td>-63.51 dBm</td> <td></td> <td></td> </tr> <tr> <td>M5</td> <td>1</td> <td></td> <td>2.350075 GHz</td> <td>-59.31 dBm</td> <td></td> <td></td> </tr> </tbody> </table> <p>Date: 30.OCT.2020 11:32:47</p>			Type	Ref	Trc	X-Value	Y-Value	Function	Function Result	M1	1		2.401821 GHz	9.05 dBm			M2	1		2.4 GHz	-52.12 dBm			M3	1		2.39 GHz	-61.16 dBm			M4	1		2.31 GHz	-63.51 dBm			M5	1		2.350075 GHz	-59.31 dBm		
Type	Ref	Trc	X-Value	Y-Value	Function	Function Result																																							
M1	1		2.401821 GHz	9.05 dBm																																									
M2	1		2.4 GHz	-52.12 dBm																																									
M3	1		2.39 GHz	-61.16 dBm																																									
M4	1		2.31 GHz	-63.51 dBm																																									
M5	1		2.350075 GHz	-59.31 dBm																																									
<p>CH00 Hopping mode</p>	 <p>2 Marker Table</p> <table border="1"> <thead> <tr> <th>Type</th> <th>Ref</th> <th>Trc</th> <th>X-Value</th> <th>Y-Value</th> <th>Function</th> <th>Function Result</th> </tr> </thead> <tbody> <tr> <td>M1</td> <td>1</td> <td></td> <td>2.403814 GHz</td> <td>9.11 dBm</td> <td></td> <td></td> </tr> <tr> <td>M2</td> <td>1</td> <td></td> <td>2.4 GHz</td> <td>-55.36 dBm</td> <td></td> <td></td> </tr> <tr> <td>M3</td> <td>1</td> <td></td> <td>2.39 GHz</td> <td>-59.75 dBm</td> <td></td> <td></td> </tr> <tr> <td>M4</td> <td>1</td> <td></td> <td>2.31 GHz</td> <td>-59.50 dBm</td> <td></td> <td></td> </tr> <tr> <td>M5</td> <td>1</td> <td></td> <td>2.352029 GHz</td> <td>-56.54 dBm</td> <td></td> <td></td> </tr> </tbody> </table> <p>Date: 30.OCT.2020 10:32:00</p>			Type	Ref	Trc	X-Value	Y-Value	Function	Function Result	M1	1		2.403814 GHz	9.11 dBm			M2	1		2.4 GHz	-55.36 dBm			M3	1		2.39 GHz	-59.75 dBm			M4	1		2.31 GHz	-59.50 dBm			M5	1		2.352029 GHz	-56.54 dBm		
Type	Ref	Trc	X-Value	Y-Value	Function	Function Result																																							
M1	1		2.403814 GHz	9.11 dBm																																									
M2	1		2.4 GHz	-55.36 dBm																																									
M3	1		2.39 GHz	-59.75 dBm																																									
M4	1		2.31 GHz	-59.50 dBm																																									
M5	1		2.352029 GHz	-56.54 dBm																																									
<p>CH78 No hopping mode</p>	 <p>2 Marker Table</p> <table border="1"> <thead> <tr> <th>Type</th> <th>Ref</th> <th>Trc</th> <th>X-Value</th> <th>Y-Value</th> <th>Function</th> <th>Function Result</th> </tr> </thead> <tbody> <tr> <td>M1</td> <td>1</td> <td></td> <td>2.479835 GHz</td> <td>7.54 dBm</td> <td></td> <td></td> </tr> <tr> <td>M2</td> <td>1</td> <td></td> <td>2.479350 GHz</td> <td>-57.97 dBm</td> <td></td> <td></td> </tr> <tr> <td>M3</td> <td>1</td> <td></td> <td>2.5 GHz</td> <td>-62.91 dBm</td> <td></td> <td></td> </tr> <tr> <td>M4</td> <td>1</td> <td></td> <td>2.484006 GHz</td> <td>-58.40 dBm</td> <td></td> <td></td> </tr> </tbody> </table> <p>Date: 30.OCT.2020 08:48:02</p>			Type	Ref	Trc	X-Value	Y-Value	Function	Function Result	M1	1		2.479835 GHz	7.54 dBm			M2	1		2.479350 GHz	-57.97 dBm			M3	1		2.5 GHz	-62.91 dBm			M4	1		2.484006 GHz	-58.40 dBm									
Type	Ref	Trc	X-Value	Y-Value	Function	Function Result																																							
M1	1		2.479835 GHz	7.54 dBm																																									
M2	1		2.479350 GHz	-57.97 dBm																																									
M3	1		2.5 GHz	-62.91 dBm																																									
M4	1		2.484006 GHz	-58.40 dBm																																									

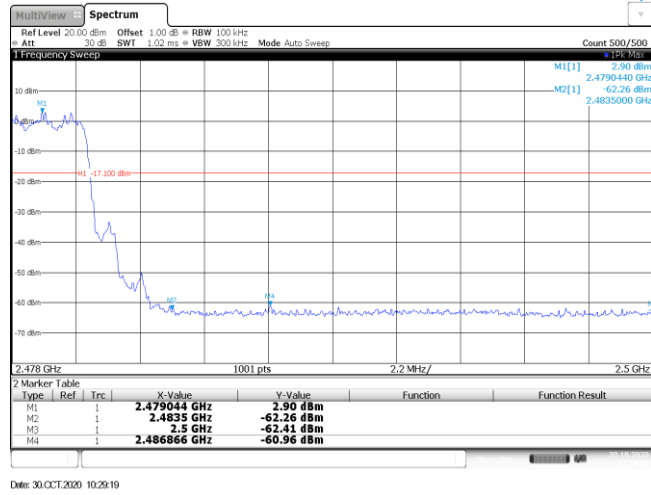
CH78  
Hopping mode

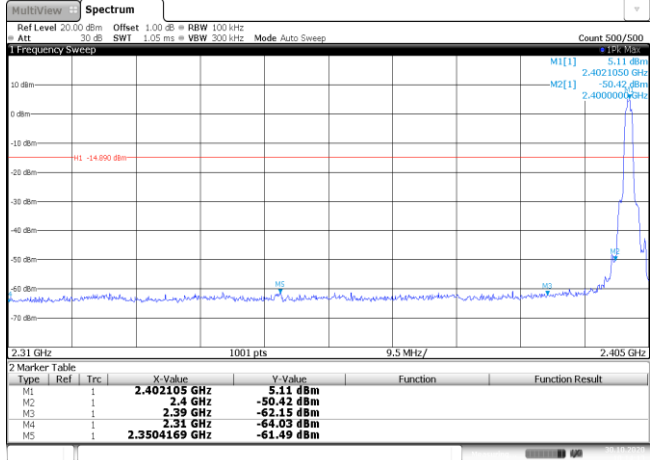
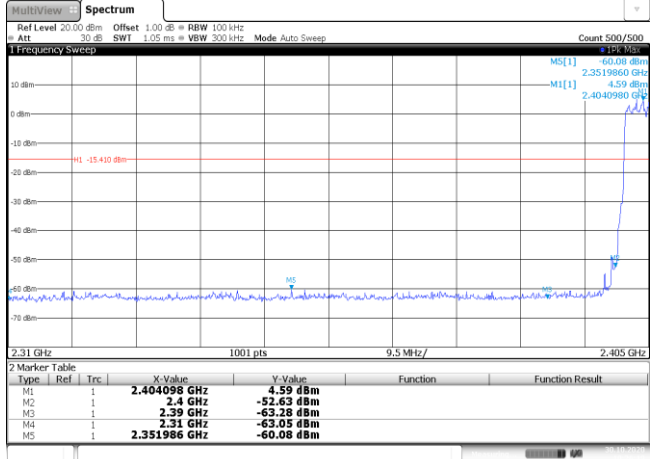
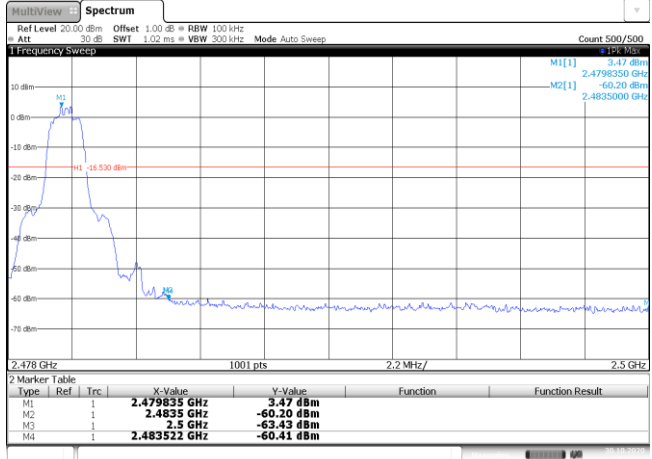


Date: 30.OCT.2020 10:32:14

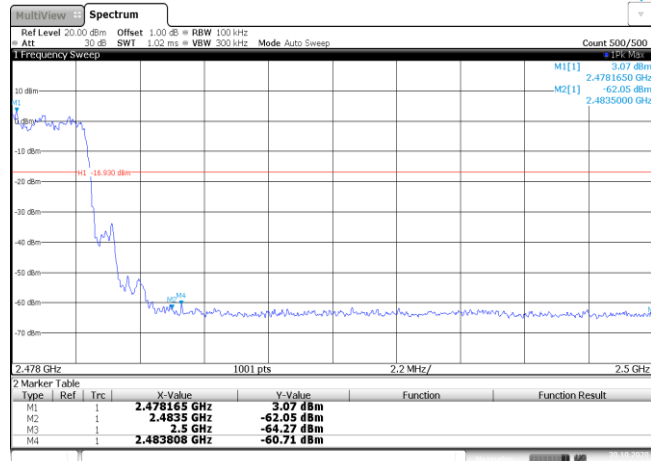
Test Item:	Band edge	Modulation type:	$\pi/4$ DQPSK
<p>CH00 No hopping mode</p>	 <p>Date: 30.OCT.2020 09:54:50</p>		
<p>CH00 Hopping mode</p>	 <p>Date: 30.OCT.2020 10:28:57</p>		
<p>CH78 No hopping mode</p>	 <p>Date: 30.OCT.2020 09:58:35</p>		

CH78  
Hopping mode



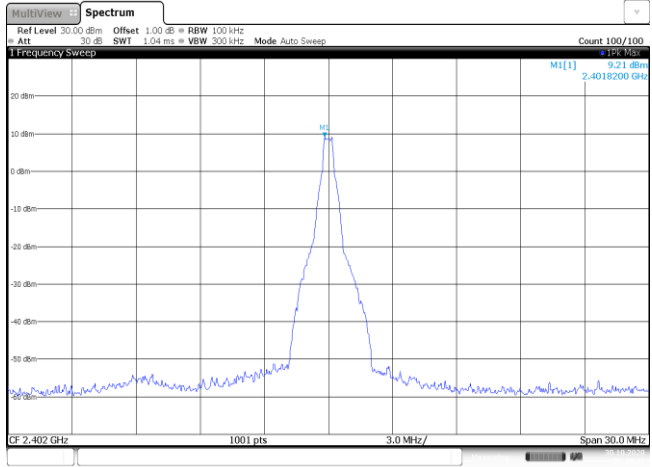
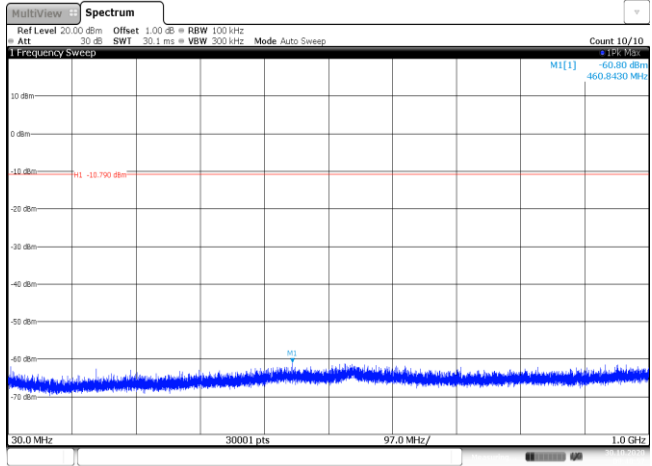
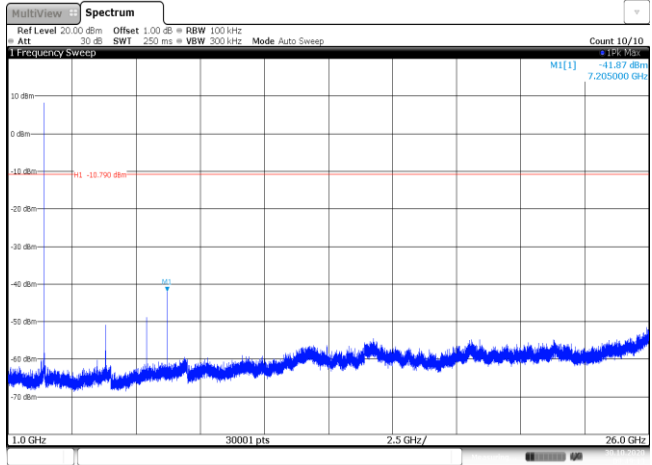
Test Item:	Band edge	Modulation type:	8DPSK																																										
<p>CH00 No hopping mode</p>	 <p>2 Marker Table</p> <table border="1"> <thead> <tr> <th>Type</th> <th>Ref</th> <th>Trc</th> <th>X-Value</th> <th>Y-Value</th> <th>Function</th> <th>Function Result</th> </tr> </thead> <tbody> <tr> <td>M1</td> <td>1</td> <td></td> <td>2.402105 GHz</td> <td>5.11 dBm</td> <td></td> <td></td> </tr> <tr> <td>M2</td> <td>1</td> <td></td> <td>2.4 GHz</td> <td>-50.42 dBm</td> <td></td> <td></td> </tr> <tr> <td>M3</td> <td>1</td> <td></td> <td>2.39 GHz</td> <td>-62.15 dBm</td> <td></td> <td></td> </tr> <tr> <td>M4</td> <td>1</td> <td></td> <td>2.31 GHz</td> <td>-64.03 dBm</td> <td></td> <td></td> </tr> <tr> <td>M5</td> <td>1</td> <td></td> <td>2.3504169 GHz</td> <td>-61.49 dBm</td> <td></td> <td></td> </tr> </tbody> </table> <p>Date: 30.OCT.2020 10:14:12</p>			Type	Ref	Trc	X-Value	Y-Value	Function	Function Result	M1	1		2.402105 GHz	5.11 dBm			M2	1		2.4 GHz	-50.42 dBm			M3	1		2.39 GHz	-62.15 dBm			M4	1		2.31 GHz	-64.03 dBm			M5	1		2.3504169 GHz	-61.49 dBm		
Type	Ref	Trc	X-Value	Y-Value	Function	Function Result																																							
M1	1		2.402105 GHz	5.11 dBm																																									
M2	1		2.4 GHz	-50.42 dBm																																									
M3	1		2.39 GHz	-62.15 dBm																																									
M4	1		2.31 GHz	-64.03 dBm																																									
M5	1		2.3504169 GHz	-61.49 dBm																																									
<p>CH00 Hopping mode</p>	 <p>2 Marker Table</p> <table border="1"> <thead> <tr> <th>Type</th> <th>Ref</th> <th>Trc</th> <th>X-Value</th> <th>Y-Value</th> <th>Function</th> <th>Function Result</th> </tr> </thead> <tbody> <tr> <td>M1</td> <td>1</td> <td></td> <td>2.404098 GHz</td> <td>4.59 dBm</td> <td></td> <td></td> </tr> <tr> <td>M2</td> <td>1</td> <td></td> <td>2.4 GHz</td> <td>-52.63 dBm</td> <td></td> <td></td> </tr> <tr> <td>M3</td> <td>1</td> <td></td> <td>2.39 GHz</td> <td>-63.28 dBm</td> <td></td> <td></td> </tr> <tr> <td>M4</td> <td>1</td> <td></td> <td>2.31 GHz</td> <td>-63.05 dBm</td> <td></td> <td></td> </tr> <tr> <td>M5</td> <td>1</td> <td></td> <td>2.351986 GHz</td> <td>-60.08 dBm</td> <td></td> <td></td> </tr> </tbody> </table> <p>Date: 30.OCT.2020 10:26:18</p>			Type	Ref	Trc	X-Value	Y-Value	Function	Function Result	M1	1		2.404098 GHz	4.59 dBm			M2	1		2.4 GHz	-52.63 dBm			M3	1		2.39 GHz	-63.28 dBm			M4	1		2.31 GHz	-63.05 dBm			M5	1		2.351986 GHz	-60.08 dBm		
Type	Ref	Trc	X-Value	Y-Value	Function	Function Result																																							
M1	1		2.404098 GHz	4.59 dBm																																									
M2	1		2.4 GHz	-52.63 dBm																																									
M3	1		2.39 GHz	-63.28 dBm																																									
M4	1		2.31 GHz	-63.05 dBm																																									
M5	1		2.351986 GHz	-60.08 dBm																																									
<p>CH78 No hopping mode</p>	 <p>2 Marker Table</p> <table border="1"> <thead> <tr> <th>Type</th> <th>Ref</th> <th>Trc</th> <th>X-Value</th> <th>Y-Value</th> <th>Function</th> <th>Function Result</th> </tr> </thead> <tbody> <tr> <td>M1</td> <td>1</td> <td></td> <td>2.479835 GHz</td> <td>3.47 dBm</td> <td></td> <td></td> </tr> <tr> <td>M2</td> <td>1</td> <td></td> <td>2.48335 GHz</td> <td>-60.20 dBm</td> <td></td> <td></td> </tr> <tr> <td>M3</td> <td>1</td> <td></td> <td>2.5 GHz</td> <td>-63.43 dBm</td> <td></td> <td></td> </tr> <tr> <td>M4</td> <td>1</td> <td></td> <td>2.483522 GHz</td> <td>-60.41 dBm</td> <td></td> <td></td> </tr> </tbody> </table> <p>Date: 30.OCT.2020 10:20:03</p>			Type	Ref	Trc	X-Value	Y-Value	Function	Function Result	M1	1		2.479835 GHz	3.47 dBm			M2	1		2.48335 GHz	-60.20 dBm			M3	1		2.5 GHz	-63.43 dBm			M4	1		2.483522 GHz	-60.41 dBm									
Type	Ref	Trc	X-Value	Y-Value	Function	Function Result																																							
M1	1		2.479835 GHz	3.47 dBm																																									
M2	1		2.48335 GHz	-60.20 dBm																																									
M3	1		2.5 GHz	-63.43 dBm																																									
M4	1		2.483522 GHz	-60.41 dBm																																									

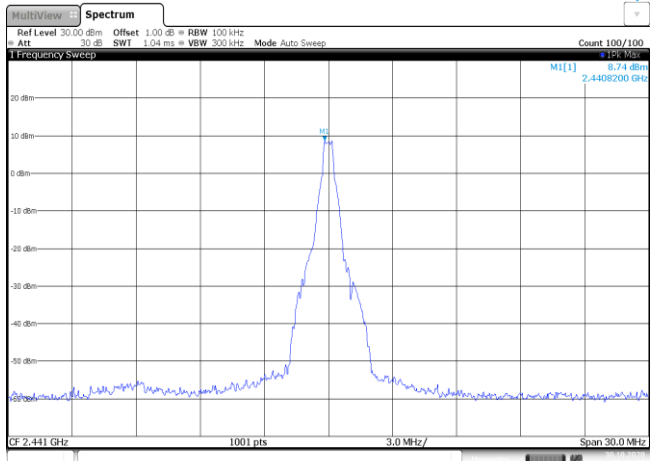
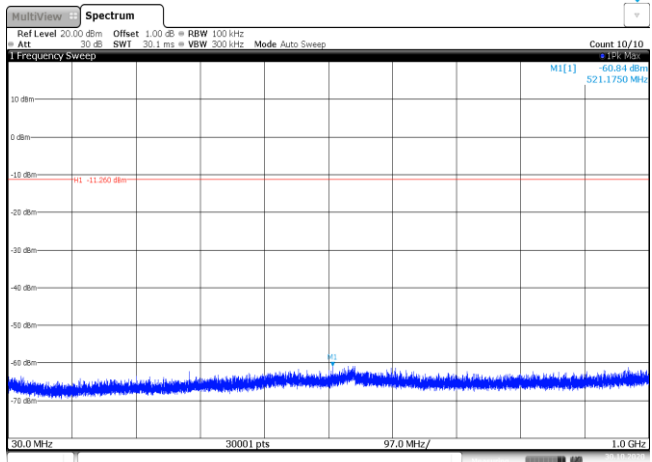
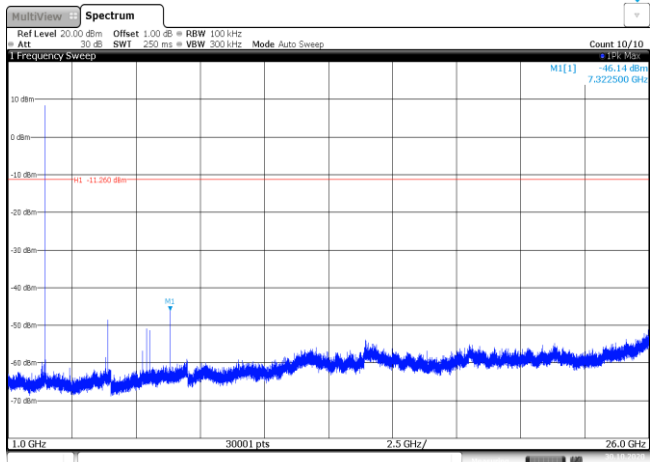
CH78  
Hoppig mode



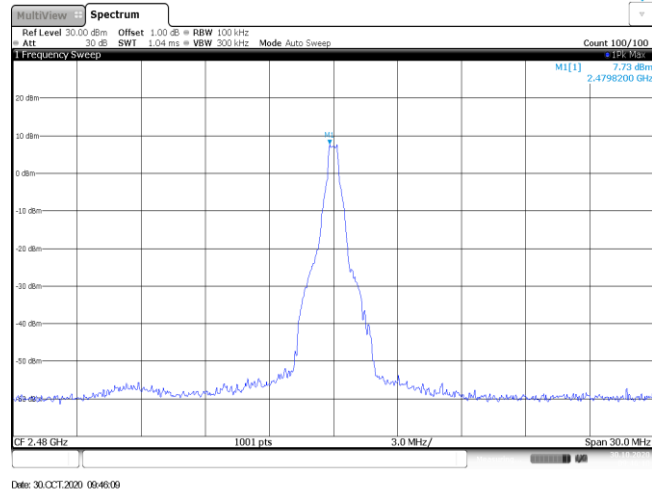
Date: 30.OCT.2020 10:24:30



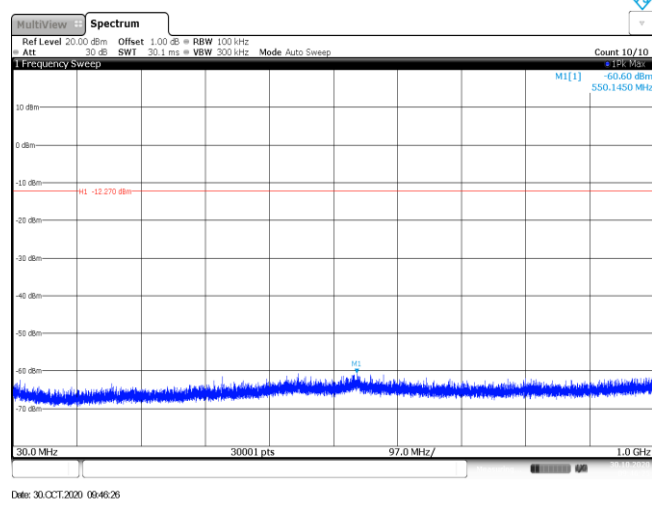
Test Item:	Spurious Emission	Modulation type:	GFSK
<p>CH00 Reference level</p>	 <p>MultiView Spectrum Ref Level 30.00 dBm Offset 1.00 dB RBW 100 kHz Att 30 dB SWI 1.04 ms VBW 300 kHz Mode Auto Sweep Count 100/100 1 Frequency Sweep MI[1] 9.21 dBm 2.4016200 GHz CF 2.402 GHz 1001 pts 3.0 MHz/ Span 30.0 MHz Date: 30.OCT.2020 09:48:42</p>		
<p>CH00 30MHz~1000MHz</p>	 <p>MultiView Spectrum Ref Level 20.00 dBm Offset 1.00 dB RBW 100 kHz Att 30 dB SWI 30.1 ms VBW 300 kHz Mode Auto Sweep Count 10/10 1 Frequency Sweep MI[1] -60.80 dBm 460.8430 MHz H1 -10.700 dBm MI 30.0 MHz 30001 pts 97.0 MHz/ 1.0 GHz Date: 30.OCT.2020 09:48:57</p>		
<p>CH00 1GHz~26GHz</p>	 <p>MultiView Spectrum Ref Level 20.00 dBm Offset 1.00 dB RBW 100 kHz Att 30 dB SWI 250 ms VBW 300 kHz Mode Auto Sweep Count 10/10 1 Frequency sweep MI[1] -41.87 dBm 7.205000 GHz H1 -10.700 dBm MI 1.0 GHz 30001 pts 2.5 GHz/ 26.0 GHz Date: 30.OCT.2020 09:49:14</p>		

<p>CH39 Reference level</p>	 <p>Date: 30.OCT.2020 09:51:00</p>
<p>CH39 30MHz~1000MHz</p>	 <p>Date: 30.OCT.2020 09:51:16</p>
<p>CH39 1GHz~26GHz</p>	 <p>Date: 30.OCT.2020 09:51:32</p>

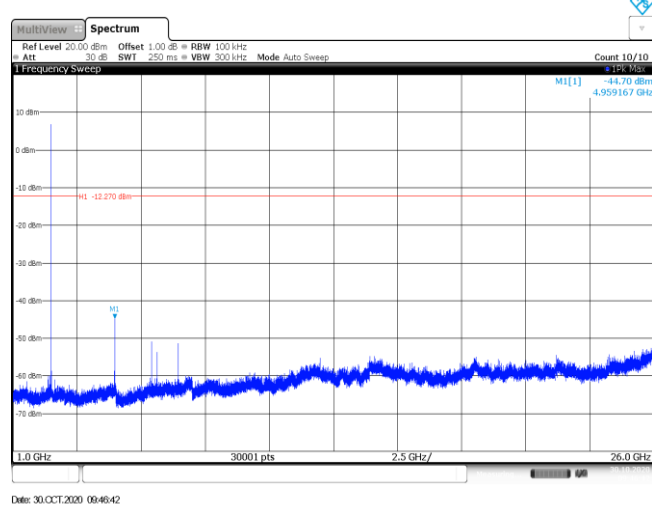
CH78  
Reference level

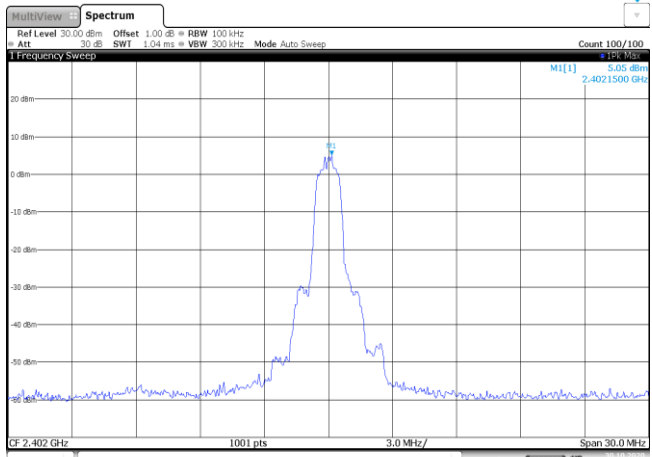
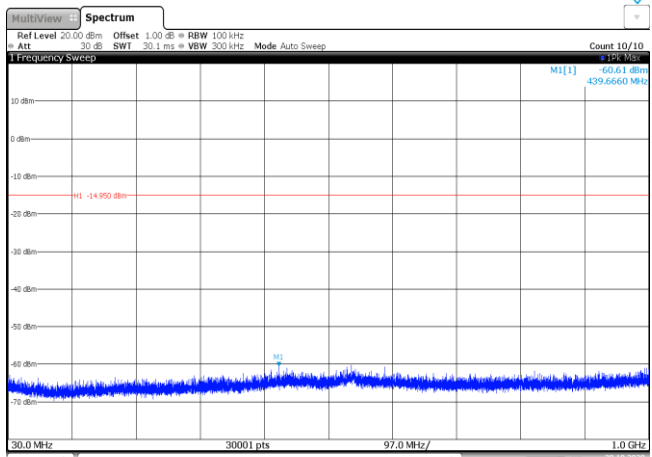
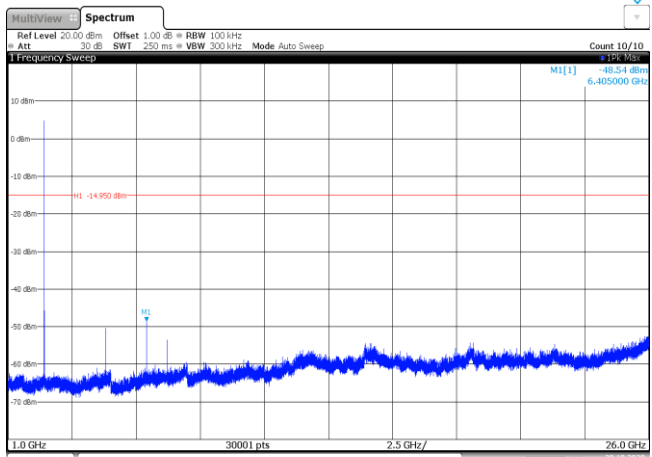


CH78  
30MHz~1000MHz

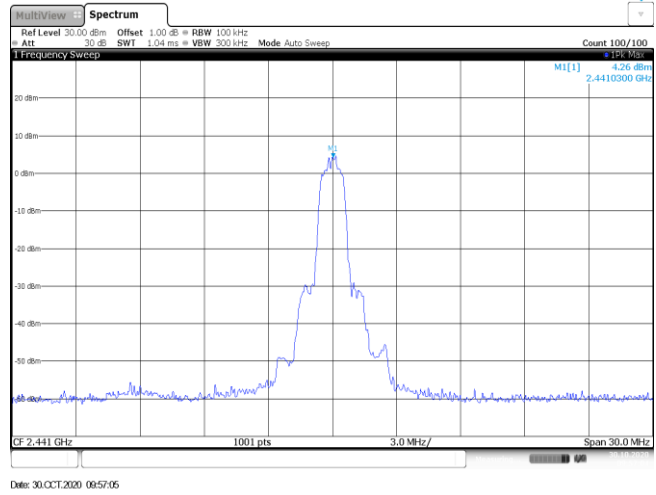


CH78  
1GHz~26GHz

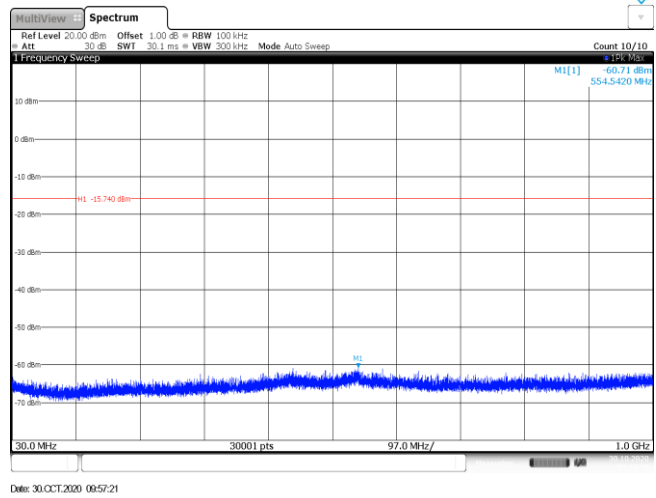


Test Item:	Spurious Emission	Modulation type:	π/4DQPSK
<p>CH00 Reference level</p>	 <p>MultiView Spectrum Ref Level 30.00 dBm Offset 1.00 dB RBW 100 kHz Att 30 dB SWI 1.04 ms VBW 300 kHz Mode Auto Sweep Count 100/100 M1[1] 5.05 dBm 2.4021500 GHz CF 2.402 GHz 1001 pts 3.0 MHz/ Span 30.0 MHz Date: 30.OCT.2020 09:54:57</p>		
<p>CH00 30MHz~1000MHz</p>	 <p>MultiView Spectrum Ref Level 20.00 dBm Offset 1.00 dB RBW 100 kHz Att 30 dB SWI 30.1 ms VBW 300 kHz Mode Auto Sweep Count 10/10 M1[1] -60.61 dBm 439.6660 MHz M1 -14.950 dBm 30.0 MHz 30001 pts 97.0 MHz/ 1.0 GHz Date: 30.OCT.2020 09:55:13</p>		
<p>CH00 1GHz~26GHz</p>	 <p>MultiView Spectrum Ref Level 20.00 dBm Offset 1.00 dB RBW 100 kHz Att 30 dB SWI 250 ms VBW 300 kHz Mode Auto Sweep Count 10/10 M1[1] -60.24 dBm 6.405000 GHz M1 -14.950 dBm 1.0 GHz 30001 pts 2.5 GHz/ 26.0 GHz Date: 30.OCT.2020 09:55:29</p>		

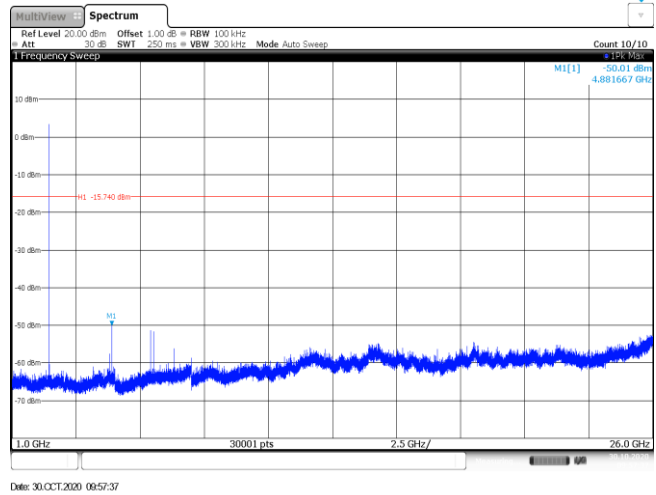
CH39  
Reference level



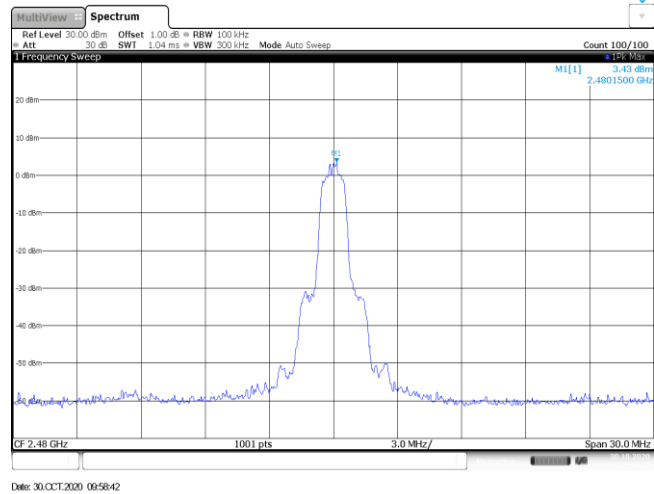
CH39  
30MHz~1000MHz



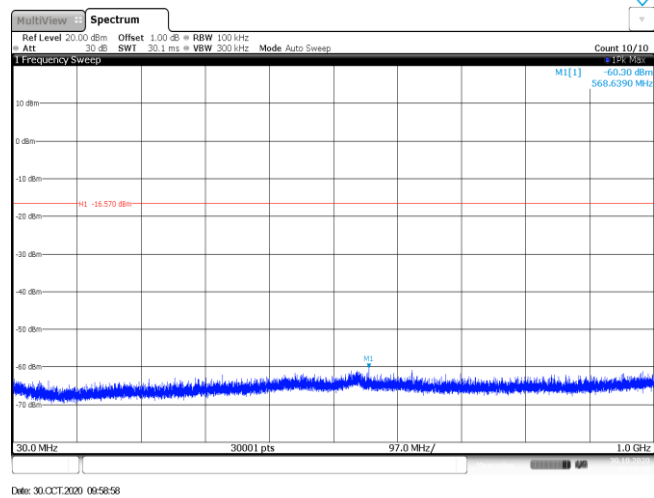
CH39  
1GHz~26GHz



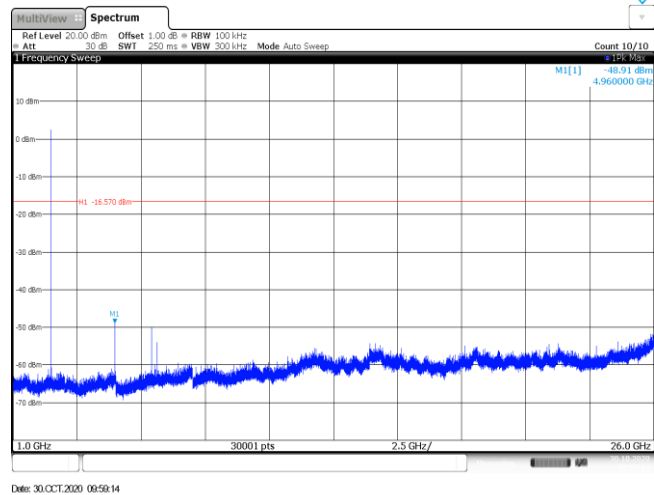
CH78  
Reference level



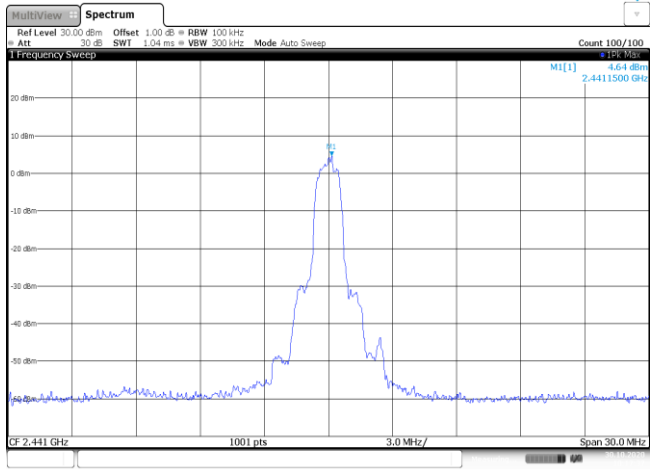
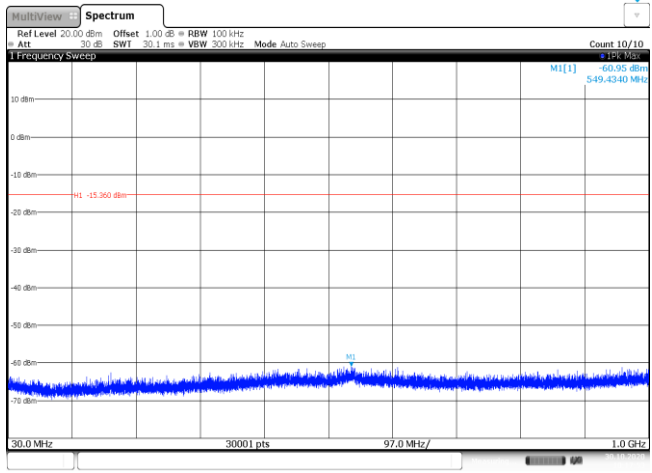
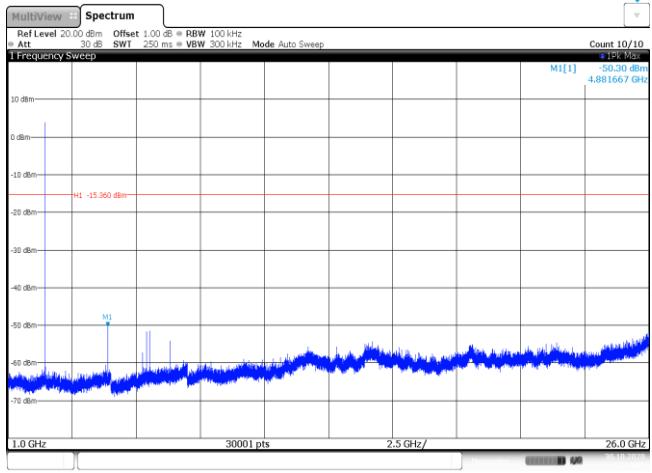
CH78  
30MHz~1000MHz



CH78  
1GHz~26GHz

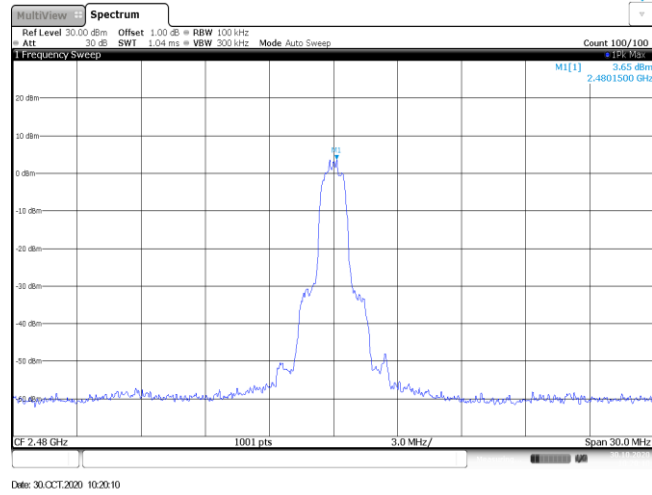


Test Item:	Spurious Emission	Modulation type:	8DPSK
<p>CH00 Reference level</p>			
<p>CH00 30MHz~1000MHz</p>			
<p>CH00 1GHz~26GHz</p>			

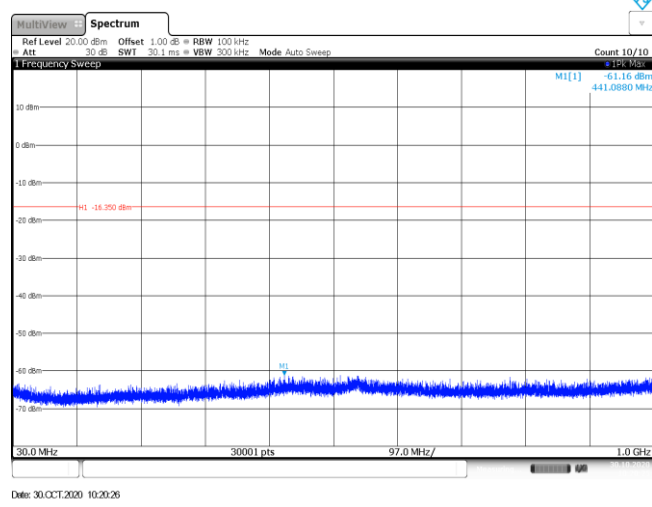
<p>CH39 Reference level</p>	 <p>Date: 30.OCT.2020 10:17:37</p>
<p>CH39 30MHz~1000MHz</p>	 <p>Date: 30.OCT.2020 10:17:53</p>
<p>CH39 1GHz~26GHz</p>	 <p>Date: 30.OCT.2020 10:18:10</p>



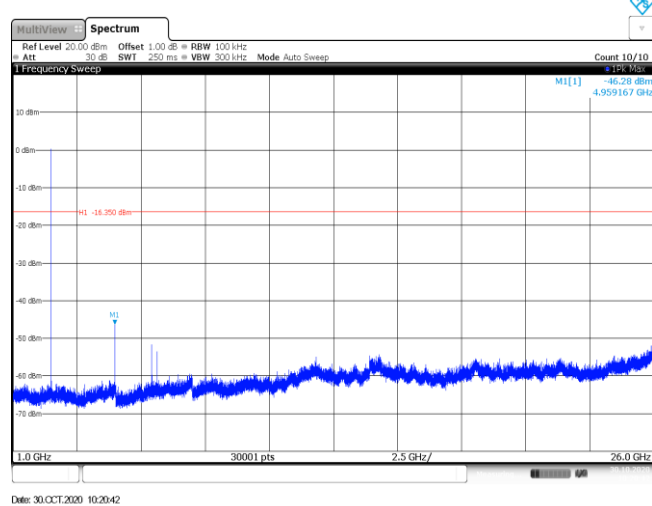
CH78  
Reference level



CH78  
30MHz~1000MHz



CH78  
1GHz~26GHz



-----End of Report-----