

EXHIBIT D - TEST SETUP PHOTOGRAPHS

Conducted Emissions Front View-Receiving



Conducted Emissions Side View -Receiving



Conducted Emissions Front View-Data Copy




Conducted Emissions Side View-Data Copy



Radiated Emission Below 1GHz Front View -Receiving




Radiated Emission Below 1GHz Rear View -Receiving




Radiated Emission Below 1GHz Front View-Data Copy




Radiated Emission Below 1GHz Rear View-Data Copy




Radiated Emission Above 1GHz Front View -Receiving



Radiated Emission Above 1GHz Rear View -Receiving



Radiated Emission Above 1GHz Front View-Data Copy



Radiated Emission Above 1GHz Rear View-Data Copy

