

BT1025

Product Specification:

Main parameter:

- Bluetooth version: V4.1
- output power: 3W
- frequency response: 150hz-18khz
- RMS: (THD = 10%)
- drive: 2'
- power supply: USB, DC 5V 500mA
- distortion: $\leq 1\%$
- S / N: $\geq 75\text{dB}$
- battery capacity: 400mAh/3.7V
- battery working time: 3.5 - 4 hours (play as the max Volume)
- battery charging time: 3.5 - 4 hours
- size: L89 *W87 * H87mm
- N.W.: 360g

Packing Contents:

- 1、 the quake blue-tooth speaker
- 2、 user's manual
- 3、 USB charging cable
- 4、 3.5mm stereo cable

Charging the Speaker:

Before using the speaker for the first time, charging it for at least 0.5 hours.

- 1、 Plug the USB cable into the port on the speaker, plug the other end into the USB port on the adapter (DC 5V).
- 2、 Red LED will turn on to indicate that the unit is charging.
- 3、 Red LED will turn off when fully charged.

Start-up& Shutdown Functions:

- 1、 Long press POWER to start the blue-tooth speaker.
- 2、 Blue LED flashes, waiting for pairing
- 3、 Long press POWER to shut down the blue-tooth speaker.
- 4、 LED off if shutdown the speaker.

Pairing the Device:

- 1、 Place the speaker near the Blue-tooth-enabled device.
- 2、 Long press POWER to start the blue-tooth speaker, blue LED flashes, the speaker is now in pairing mode. Follow the instructions of your device to search for the speaker.
- 2、 The speaker is called "BT1025", enter the PIN "0000" if need.
- 3、 Blue LED light, the completion of the pairing, while the voice prompts. The speaker is in the state of pairing the last device default in the first 3 seconds after starting. If failing to pair, the speaker will be in state of pairing automatically.

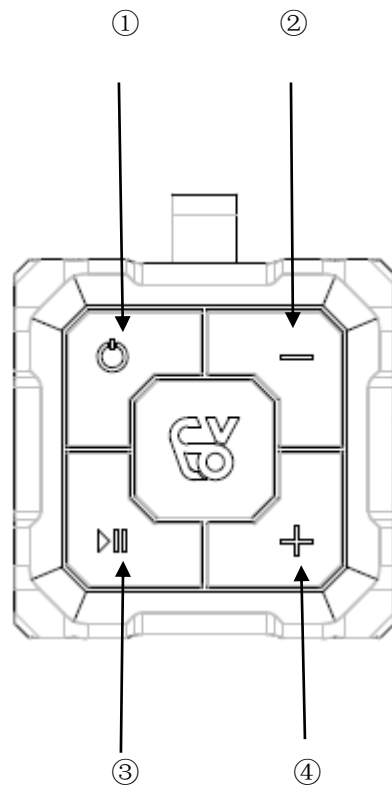
LED Indicator

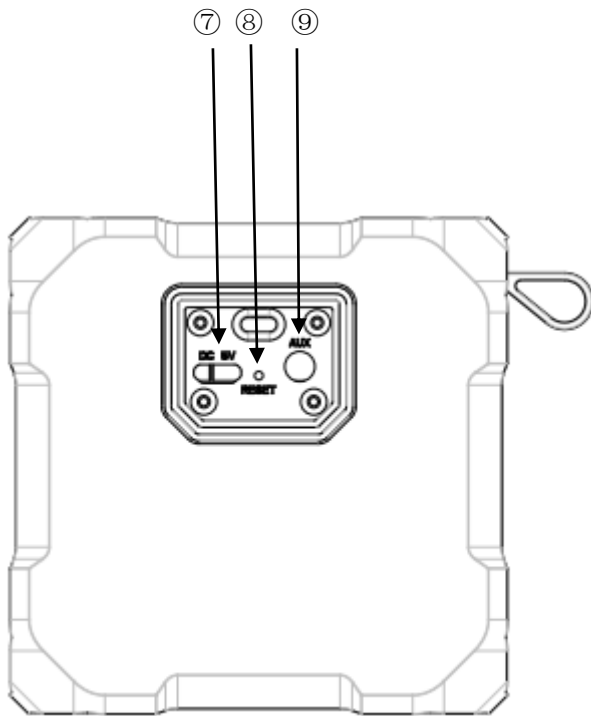
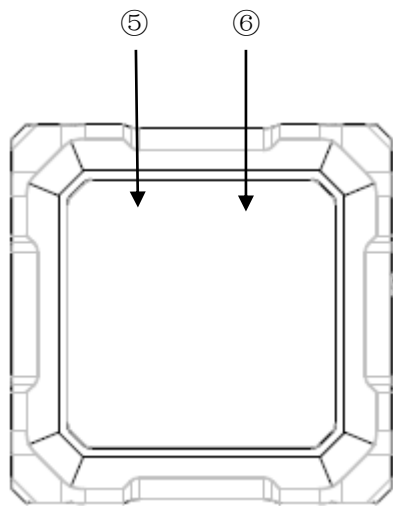
- 1、 Charging: Red LED on
- 2、 Fully charged: Red LED off
- 3、 Pairing Mode: Blue LED flashes.
- 4、 Connected: Blue LED slow flashes
- 5、 Line IN Mode: Blue LED on
- 6、 Low battery: Red LED flashes

Safety and General Information:

- 1、 Do not expose the device to water or attempt to disassemble the device. If the device is exposed to water or disassembled, the user may be risking an electronic short.
- 2、 Do not use this products in an aircraft or in hospital.
- 3、 Do not expose the device to direct sunlight, heat and flame.
- 4、 Device may be warm while charging. It is normal.
- 5、 Changes or modifications to this equipment not expressly approved by the party responsible for compliance could avoid the user's authority to operate the equipment.

Key's Sketch Map:





Functions:

1、 Power

Long press POWER to start or off.

2、 VOL-

*Long press to skip to previous track

*Quick press to decrease volume

3、 Play/Pause, Phone answer,

*When playing music, press the button to pause or play.

*When you receive a call, press the button to answer. When the call ends, music will resume playing.

4、 VOL+

*Long press to skip to next track

*Quick press to increase volume

5、 LED Red/Blue

6、 Microphone

7、 Micro USB: Use a computer USB port/AC power adapter with USB

8、 RESET

9、 3.5mm audio input (line-in)

FCC Warning Statement

This equipment has been tested and found to comply with the limits for a Class B digital device, pursuant to part 15 of the FCC Rules. These limits are designed to provide reasonable protection against harmful interference in a residential installation. This equipment generates, uses and can radiate radio frequency energy and, if not installed and used in accordance with the instructions, may cause harmful interference to radio communications. However, there is no guarantee that interference will not occur in a particular installation. If this equipment does cause harmful interference to radio or television reception, which can be determined by turning the equipment off and on, the user is encouraged to try to correct the interference by one or more of the following measures:

- Reorient or relocate the receiving antenna.
- Increase the separation between the equipment and receiver.
- Connect the equipment into an outlet on a circuit different from that to which the receiver is connected.
- Consult the dealer or an experienced radio/TV technician for help.

Caution: Any changes or modifications to this device not explicitly approved by manufacturer could void your authority to operate this equipment.

This device complies with part 15 of the FCC Rules. Operation is subject to the following two conditions: (1) This device may not cause harmful interference, and (2) this device must accept any interference received, including interference that may cause undesired operation.

The device has been evaluated to meet general RF exposure requirement. The device can be used in portable exposure condition without restriction.