



## MÜZO Cobblestone Product Guide

# MÜZO Cobblestone

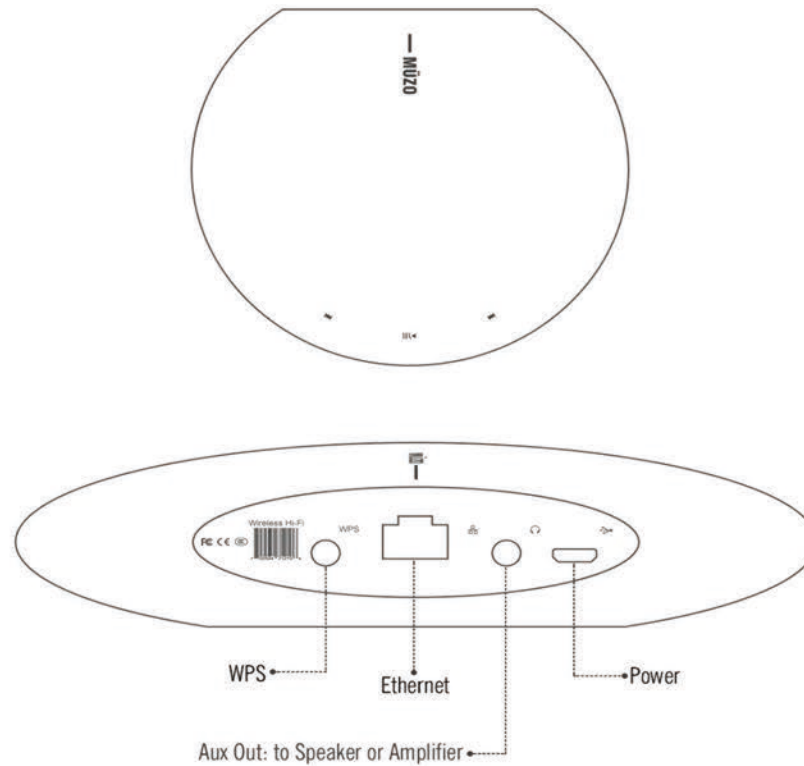
---

Music plays an important part in our everyday lives. Music gives us joy, energizes us, and sets the mood. But often times our listening solutions do not maximize music to its full potential in high fidelity. We hear music that is often compressed resulting in low quality sound that is nothing like the actual live recording of the artist.

Our goal at MÜZO is to provide you with HiFi, lossless audio systems so you can play all your music in any surrounding with a hit of a button.

# Interface Function

## Cobblestone



# What's in the Box



muzo cobblestone



USB Charger



USB charging cable



3.5mm to RCA Audio Cable



User's Guide



3.5mm audio cable



muzo app  
available to download in the  
iTunes or Google Play store

# What Do You Need Before Start?

## ■ Speaker or Amplifier plus passive speaker

A speaker or amplifier with 3.5mm or RCA audio input interface



## ■ Network

- A WiFi access point or router broadcasting with 802.11 b/g/n or 10/100Base-T Ethernet network



802.11g/n

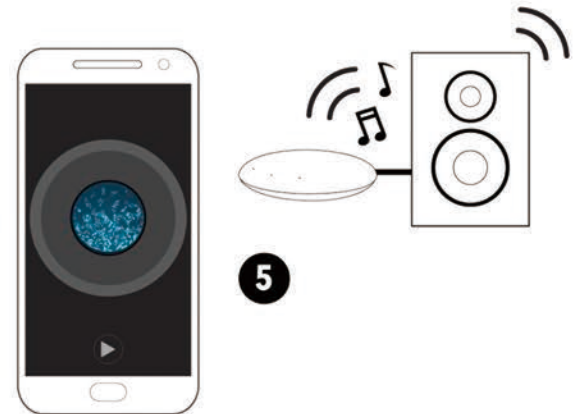
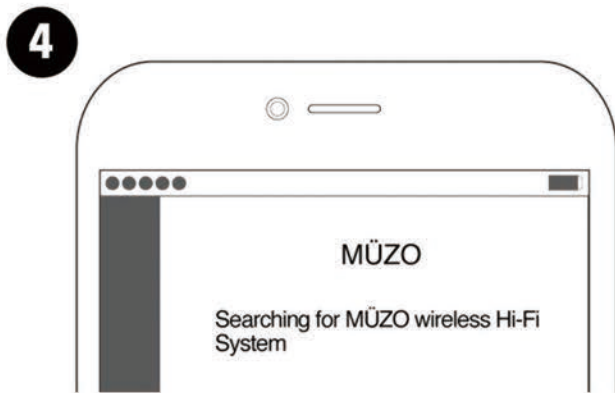
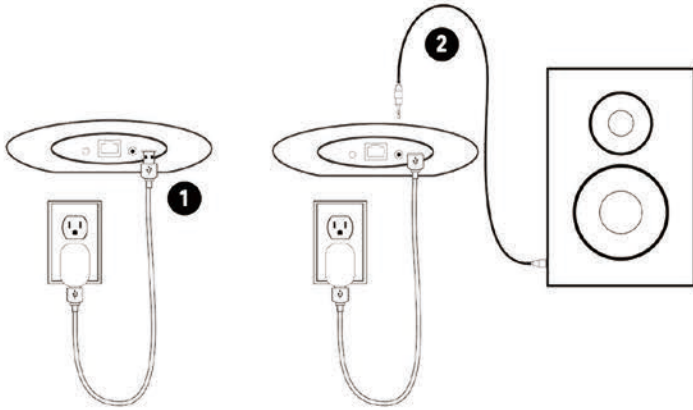
## ■ Software

- Muzo Player APP for iOS & Android
- Other third party DLNA or Airplay music applications



To support multi-room audio, you need Muzo Player APP

# How to Build Your MÜZO System?



# Standard WPS WiFi Setup

Please enter router password

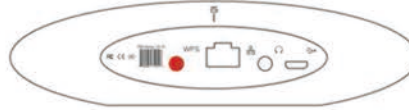
Your router's name is  
Wiimu\_PC\_Connect

Show Password



**⚠** To setup the Wi-Fi network of your speaker system, please connect your iPhone/iPad with

Press the WPS button to configure network



Add device successfully

2ccc successfully connected to router Wiimu\_PC\_Connect



1. Put in the password of the router your phone is connecting

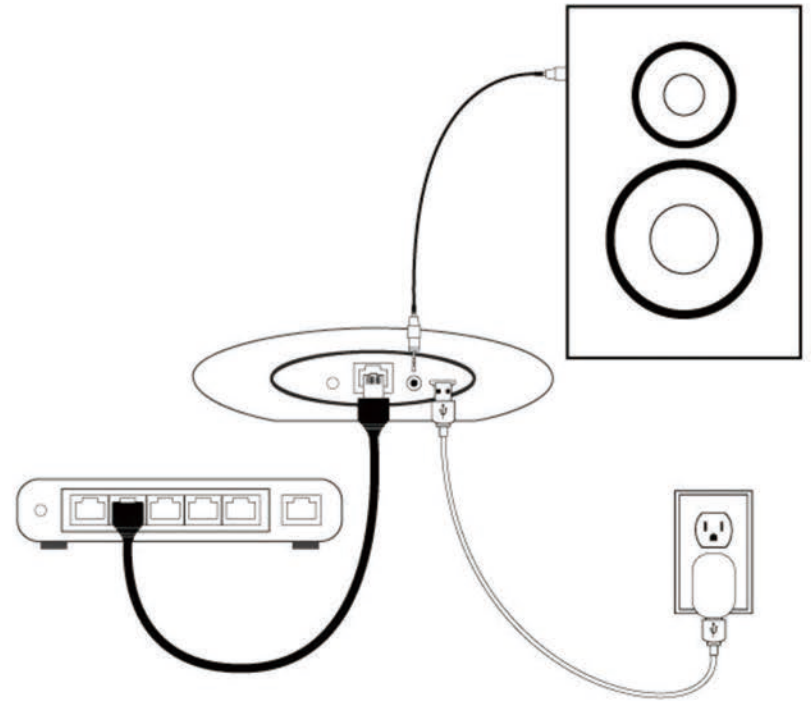
2. Press the WPS button in cobblestone, and wait for 10 to 20 seconds

3. Successfully connect cobblestone and the router

# Ethernet Setup

Another optional way to connect cobblestone.

- ① Plug the ethernet cable from your router to the cobblestone to connect to the internet
- ② Please ensure your phone/PC is connecting the same router





# MÜZO Cobblestone Features

---

## 1. Make any speaker wireless

Paired with just about any powered speakers, the MÜZO Cobblestone allows you to wirelessly control music from your smart device or set up your speaker as a standalone cloud music player at the touch of a button. If your speaker or receiver has an AUX input, RCA jack, or optical input, MÜZO can connect to it.

## 2. Multi-room and multi-channel playback

With more than one MÜZO you can control music and sound experiences to multiple rooms from anywhere in your home. Play the same music in every room to create unified soundscape throughout your home or something different in every room to change the mood as you walk from room to room. Pair multiple MÜZO with multiple speakers to create a home stereo surround sound at 1/10th of the cost of a normal in home speaker system.

## 3. Superior to bluetoothspeakers/streaming with perfect loseless quality

Bluetooth speakers allow you to stream your music over short distances with reasonable sound quality. However, when you want to bridge longer distances within the house, want higher quality audio (requires more bandwidth), or want to use multiple devices, bluetooth doesn't offer a solution. WiFi has been around for years, used for broadcasting music over long distances. In your home, this offers the ability to move around the entire house with your controller (your smart device) without any interruptions to your music. WiFi also provides more bandwidth meaning that you you get loseless audio output, allowing you to enjoy your music exactly the way it was meant to be heard with full loseless output.

# MÜZO APP Functions

---

## 1. Pandora

We've integrated Pandora so you can control and play Pandora on multiple speakers with different Pandora radio Station accounts.

## 2. Tunein

If you love listening to the radio, you can use the Tunein to access local radio stations or choose by genre or location.

## 3. Search

Within the Muzo App you can search for all your favorite songs and artists. For example, input Taylor Swift, and all her songs will be found within the various cloud music services.

## 4. Favorite

The Favorite function allows you to freely collect your favorite songs, so you don't need to search for the song again. Just click the heart near the bottom left of the screen and the next time you want to listen to it, just open the Favorite on the main menu.

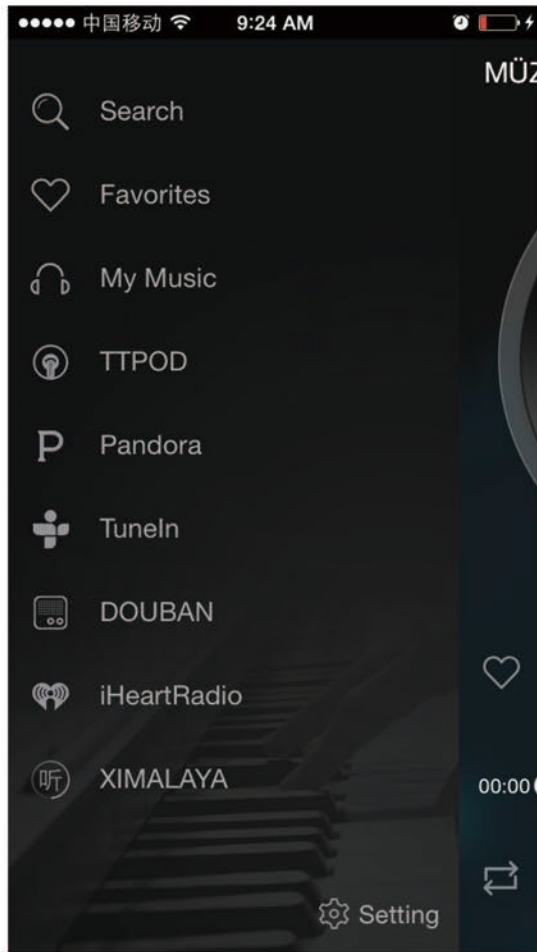
## 5. My Music

Through My Music function, you can playback your local music, such as the songs in iPhone or Android device.

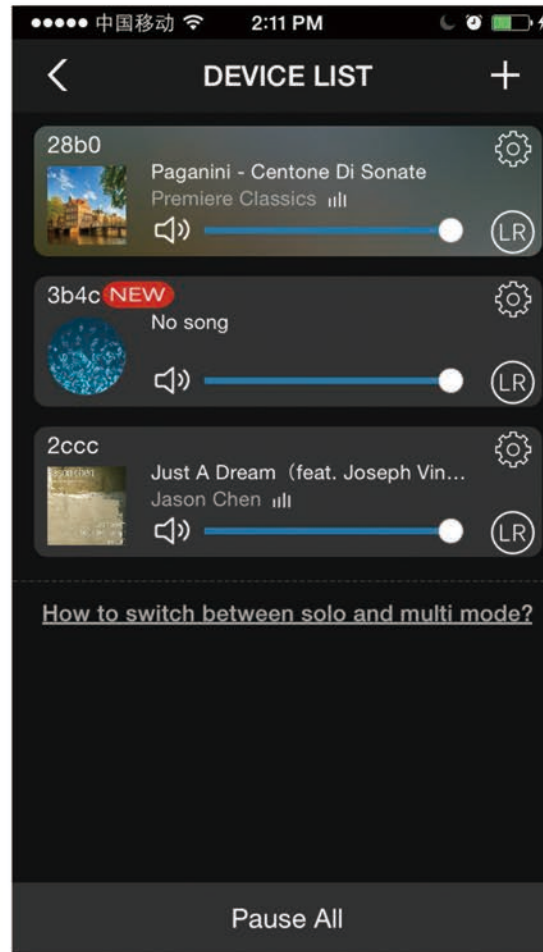
## 6. Multi-room & muti-channel

With more than one MÜZO Cobblestone you can control music and sound experiences to multiple rooms from anywhere in your home. It supports synchronized multi-room play or play different songs in different rooms.

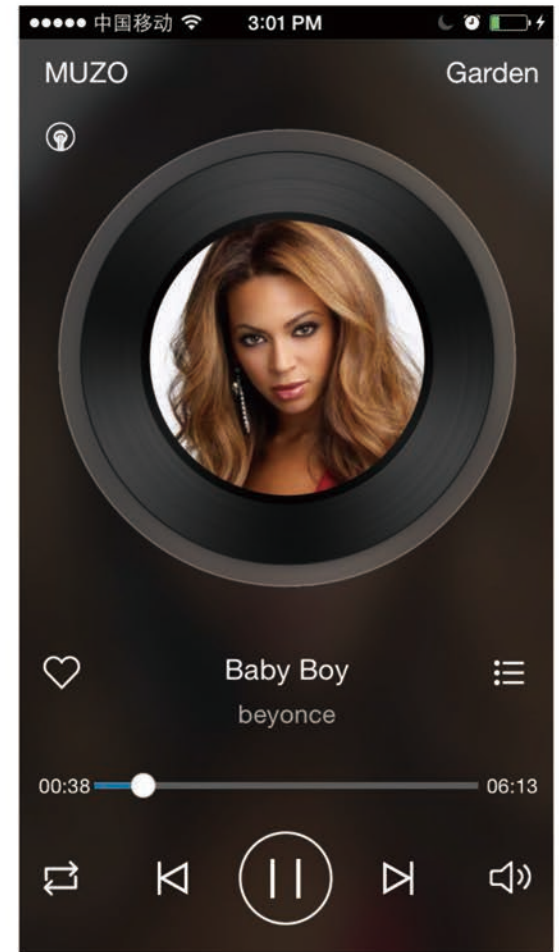
# MÜZO APP UI



Main menu interface



Deveice list interface



Playing interface

# Factory Reset

There are two ways to let cobblestone go to its original factory state. Please follow the instructions.

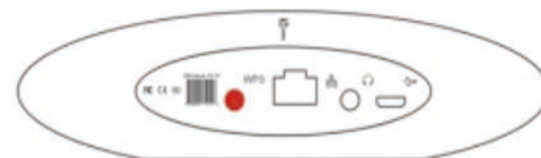
## Method 1

- ① Please ensure the unit is powered on
- ② Locate the WPS button on cobblestone, long press it for 6-8 seconds. Then it will restart in an original factory state.

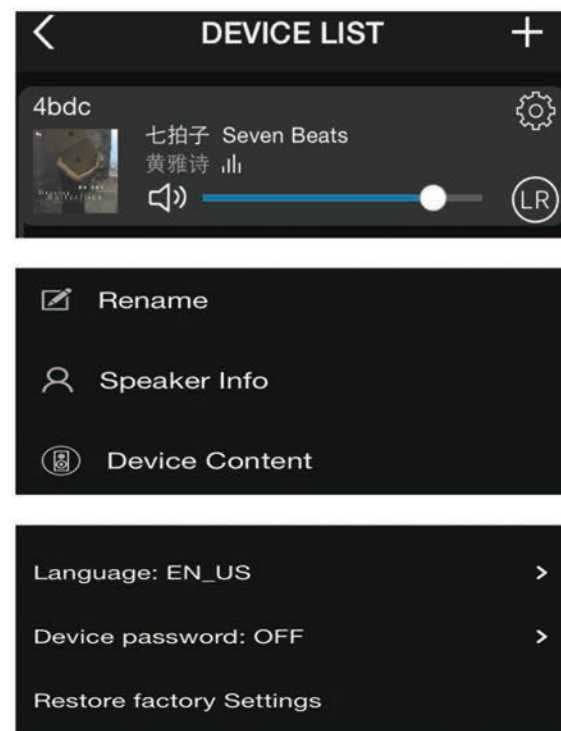
## Method 2

- ① Ensure your phone is in charge of the cobblestone
- ② Open the app, go to DEVICE LIST interface, find the setting button 
- ③ Click setting button to find Speaker Info, and then restore factory settings

## Method 1



## Method 2



# Technical Specifications

Features	Descriptions
App versions	Android, iOS, PC
Audio format support	MP3, WMA, AAC (AAC+), Apple lossless, FLAC, APE, uncompressed WAV
Networking	IEEE 802.11 b/g/n and 10/100Mbps Ethernet
Frequency range	20Hz ~ 20KHz
THD+N	-85db
SNR	96dB
Power	5V, 1A
Operating temperature	32° ~104° F (0° ~40° C)
Diameter*Height	140mm*30mm
Weight	9 oz. (255 grams)

# FAQ

---

Q: Can't stream music to the Cobblestone?

A: Make sure your phone or PAD are in the same Wi-Fi network as your cobblestone. If you use 3rd. music APP, please check if the APP supports Airplay, DLNA or Qplay protocol

Q: When PC or phone's Wi-Fi is connected to cobblestone, is PC or phone able to get access to Internet?

A: Yes, if cobblestone is connected with the router that has access to the Internet.

.....

Learn more about cobblestone at [www.muzohifi.com](http://www.muzohifi.com)

## FCC STATEMENT

1. This device complies with Part 15 of the FCC Rules. Operation is subject to the following two conditions:

(1) This device may not cause harmful interference.

(2) This device must accept any interference received, including interference that may cause undesired operation.

2. Changes or modifications not expressly approved by the party responsible for compliance could void the user's authority to operate the equipment.

NOTE: This equipment has been tested and found to comply with the limits for a Class B digital device, pursuant to Part 15 of the FCC Rules. These limits are designed to provide reasonable protection against harmful interference in a residential installation. This equipment generates uses and can radiate radio frequency energy and, if not installed and used in accordance with the instructions, may cause harmful interference to radio communications. However, there is no guarantee that interference will not occur in a particular installation. If this equipment does cause harmful interference to radio or television reception, which can be determined by turning the equipment off and on, the user is encouraged to try to correct the interference by one or more of the following measures:

Reorient or relocate the receiving antenna.

Increase the separation between the equipment and receiver.

Connect the equipment into an outlet on a circuit different from that to which the receiver is connected.

Consult the dealer or an experienced radio/TV technician for help.

## **FCC Radiation Exposure Statement**

This equipment complies with FCC radiation exposure limits set forth for an uncontrolled environment. This equipment should be installed and operated with minimum distance 20cm between the radiator & your body.