


Shenzhen Kingsun Enterprises Co., Ltd.
Product specification

Quick Reference Date

	Antenna module on the system board	
Frequenc Range	2400 ~ 2500MHz	
Ant. Port Input Pwr. (dBm)	0 (Typ. BT class 2 output power)	
Tot. Rad. Pwr. (dBm)	-1.2 (Input pwr – loss pwr)	
Peak EIRP(dBm)	1.2	
Directivity (dBi)	1 (all direction antenna)	
Efficiency (dB)	6 0.2 %	
Gain (dBi)	1.9 (Peak Gain)	
Maximum Power (dBm)	1.7 (XY-plane)	
Minimum Power (dBm)	-4(XY-plane)	
Avg. Power (dBm)	-0.5(XY-plane)	
Input Impedence(ohm)	50	
Polarization Type	V ertical & Horizontal	
V . S .W . R	< 1.4	

All the technical data and information contained herein are subject to change without prior notice

Antenna Layout & module on the system board



Antenna Gain


Gain Table

Unit in dBi @ 2.4-2.5GHz	2402		2441		2480		Efficiency
	Peak	Avg.	Peak	Avg.	Peak	Avg.	
Gain(dBi)	1.2	-0.5	1.9	-3.6	1.1	-3.0	6 0.2 %

Return Loss

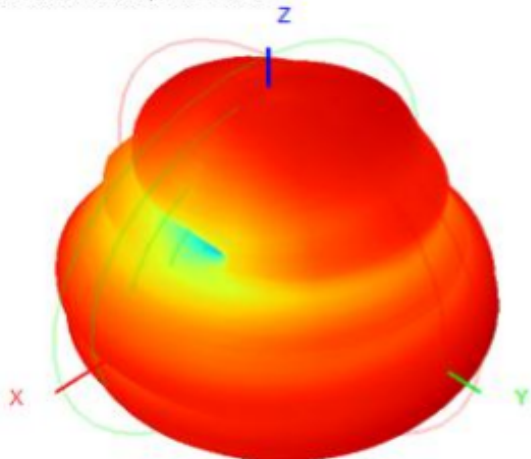


The Environment of Antenna Radiation Pattern



3D radiation pattern diagram

2480.0MHz H+V, Eff: 20.5%



Back View

