

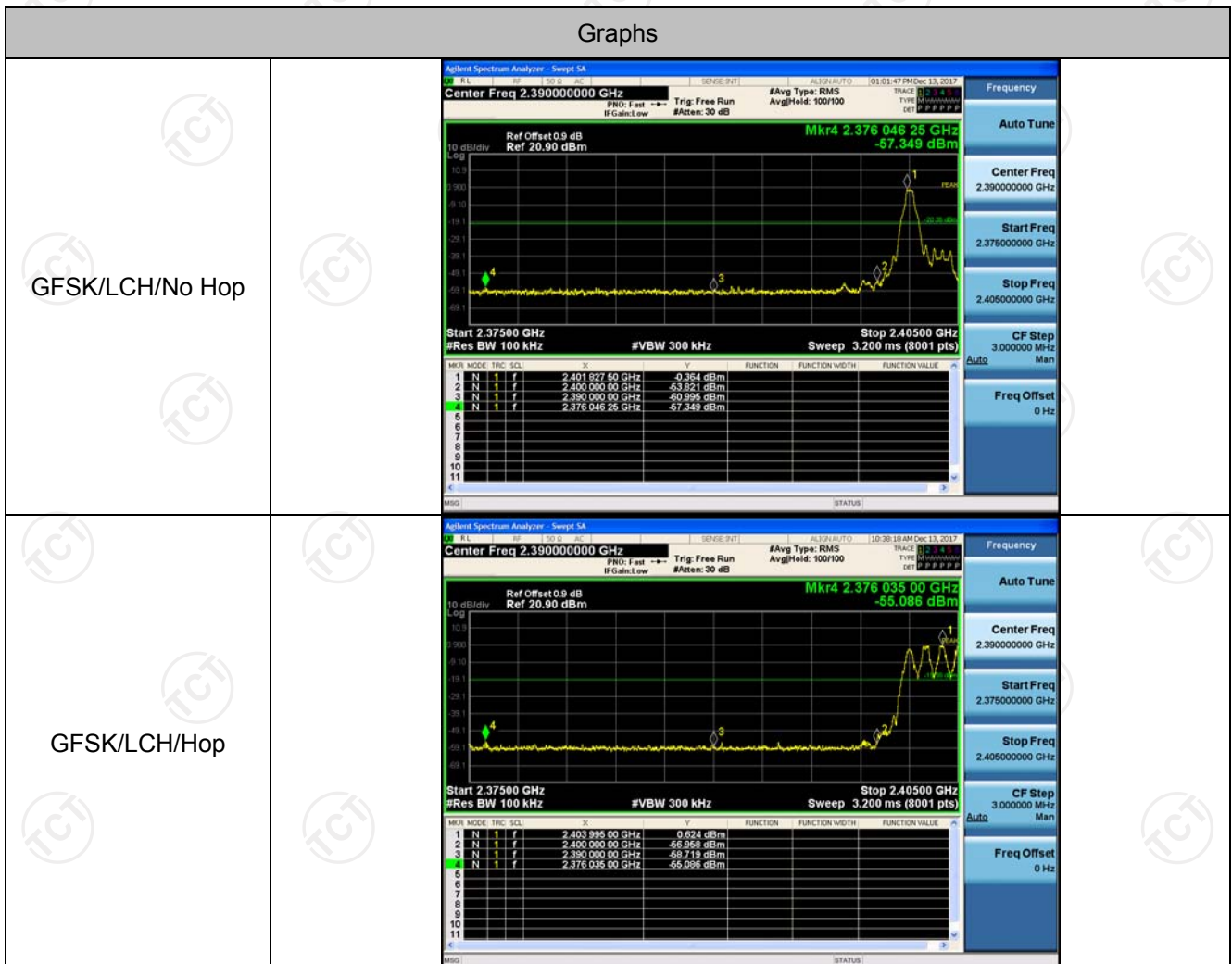
Band-edge for RF Conducted Emissions

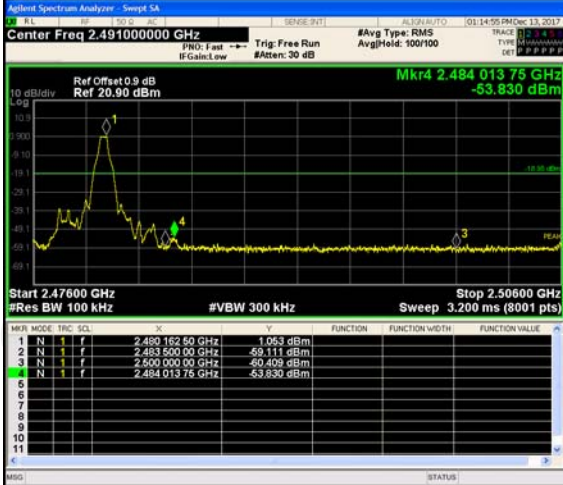
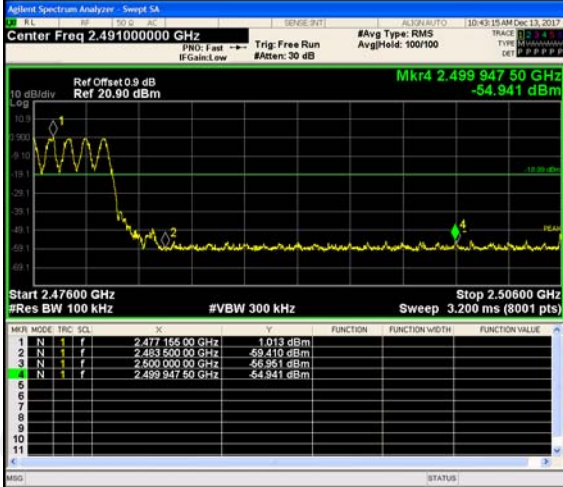
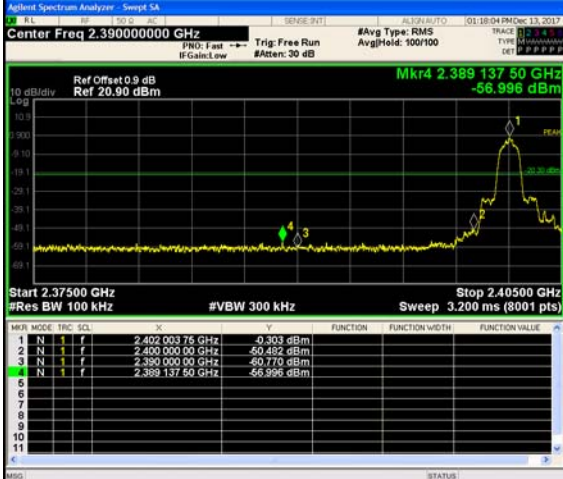
Result Table

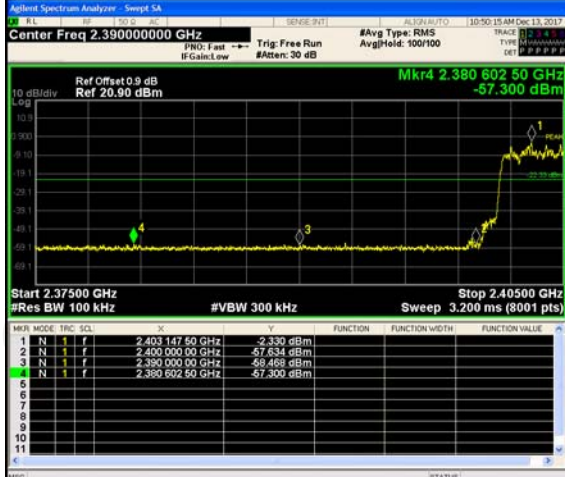
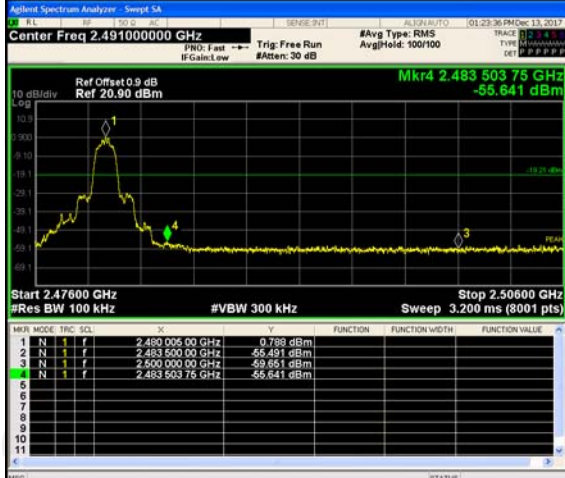
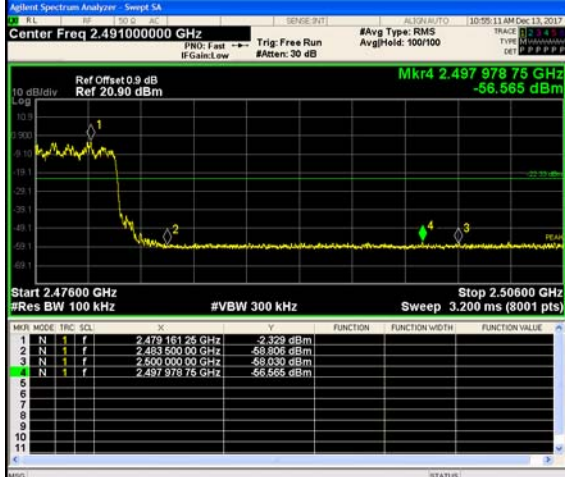
Mode	Channel	Carrier Frequency [MHz]	Carrier Power [dBm]	Frequency Hopping	Max Spurious Level [dBm]	Limit [dBm]	Verdict
GFSK	LCH	2402	-0.364	Off	-57.349	-20.36	PASS
			0.624	On	-55.086	-19.38	PASS
GFSK	HCH	2480	1.053	Off	-53.830	-18.95	PASS
			1.013	On	-54.941	-18.99	PASS
$\pi/4$ DQPSK	LCH	2402	-0.303	Off	-56.996	-20.3	PASS
			-2.330	On	-57.300	-22.33	PASS
$\pi/4$ DQPSK	HCH	2480	0.788	Off	-55.641	-19.21	PASS
			-2.329	On	-56.565	-22.33	PASS
8DPSK	LCH	2402	-0.356	Off	-57.317	-20.36	PASS
			-2.299	On	-55.913	-22.3	PASS
8DPSK	HCH	2480	0.800	Off	-54.507	-19.2	PASS
			-0.068	On	-55.807	-20.07	PASS

Test Graph

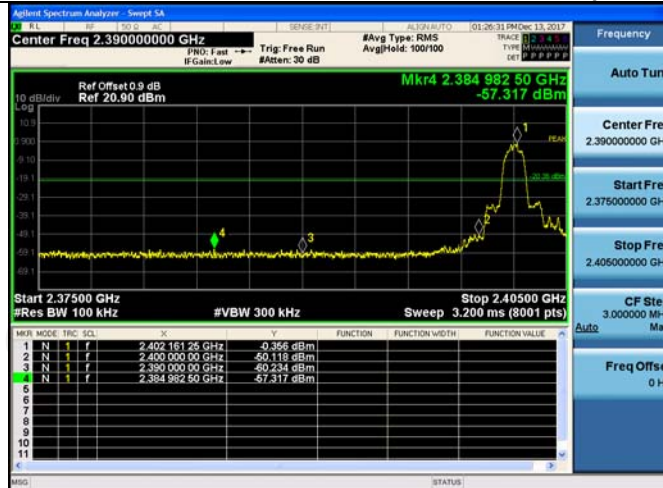
Graphs



<p>GFSK/HCH/No Hop</p>	 <table border="1" data-bbox="608 515 1173 660"> <thead> <tr> <th>MNR</th> <th>MODE</th> <th>TRIG</th> <th>SCL</th> <th>X</th> <th>Y</th> <th>FUNCTION</th> <th>FUNCTION WIDTH</th> <th>FUNCTION VALUE</th> </tr> </thead> <tbody> <tr> <td>1</td> <td>N</td> <td>1</td> <td>f</td> <td>2.480 162 50 GHz</td> <td>1.063 dBm</td> <td></td> <td></td> <td></td> </tr> <tr> <td>2</td> <td>N</td> <td>1</td> <td>f</td> <td>2.483 500 00 GHz</td> <td>-59.111 dBm</td> <td></td> <td></td> <td></td> </tr> <tr> <td>3</td> <td>N</td> <td>1</td> <td>f</td> <td>2.490 000 00 GHz</td> <td>-59.409 dBm</td> <td></td> <td></td> <td></td> </tr> <tr> <td>4</td> <td>N</td> <td>1</td> <td>f</td> <td>2.484 013 75 GHz</td> <td>-53.830 dBm</td> <td></td> <td></td> <td></td> </tr> </tbody> </table>	MNR	MODE	TRIG	SCL	X	Y	FUNCTION	FUNCTION WIDTH	FUNCTION VALUE	1	N	1	f	2.480 162 50 GHz	1.063 dBm				2	N	1	f	2.483 500 00 GHz	-59.111 dBm				3	N	1	f	2.490 000 00 GHz	-59.409 dBm				4	N	1	f	2.484 013 75 GHz	-53.830 dBm			
MNR	MODE	TRIG	SCL	X	Y	FUNCTION	FUNCTION WIDTH	FUNCTION VALUE																																						
1	N	1	f	2.480 162 50 GHz	1.063 dBm																																									
2	N	1	f	2.483 500 00 GHz	-59.111 dBm																																									
3	N	1	f	2.490 000 00 GHz	-59.409 dBm																																									
4	N	1	f	2.484 013 75 GHz	-53.830 dBm																																									
<p>GFSK/HCH/Hop</p>	 <table border="1" data-bbox="608 1019 1173 1164"> <thead> <tr> <th>MNR</th> <th>MODE</th> <th>TRIG</th> <th>SCL</th> <th>X</th> <th>Y</th> <th>FUNCTION</th> <th>FUNCTION WIDTH</th> <th>FUNCTION VALUE</th> </tr> </thead> <tbody> <tr> <td>1</td> <td>N</td> <td>1</td> <td>f</td> <td>2.477 165 00 GHz</td> <td>1.013 dBm</td> <td></td> <td></td> <td></td> </tr> <tr> <td>2</td> <td>N</td> <td>1</td> <td>f</td> <td>2.483 500 00 GHz</td> <td>-59.410 dBm</td> <td></td> <td></td> <td></td> </tr> <tr> <td>3</td> <td>N</td> <td>1</td> <td>f</td> <td>2.500 000 00 GHz</td> <td>-56.961 dBm</td> <td></td> <td></td> <td></td> </tr> <tr> <td>4</td> <td>N</td> <td>1</td> <td>f</td> <td>2.499 947 50 GHz</td> <td>-54.941 dBm</td> <td></td> <td></td> <td></td> </tr> </tbody> </table>	MNR	MODE	TRIG	SCL	X	Y	FUNCTION	FUNCTION WIDTH	FUNCTION VALUE	1	N	1	f	2.477 165 00 GHz	1.013 dBm				2	N	1	f	2.483 500 00 GHz	-59.410 dBm				3	N	1	f	2.500 000 00 GHz	-56.961 dBm				4	N	1	f	2.499 947 50 GHz	-54.941 dBm			
MNR	MODE	TRIG	SCL	X	Y	FUNCTION	FUNCTION WIDTH	FUNCTION VALUE																																						
1	N	1	f	2.477 165 00 GHz	1.013 dBm																																									
2	N	1	f	2.483 500 00 GHz	-59.410 dBm																																									
3	N	1	f	2.500 000 00 GHz	-56.961 dBm																																									
4	N	1	f	2.499 947 50 GHz	-54.941 dBm																																									
<p>$\pi/4$DQPSK/LCH/No Hop</p>	 <table border="1" data-bbox="608 1496 1173 1641"> <thead> <tr> <th>MNR</th> <th>MODE</th> <th>TRIG</th> <th>SCL</th> <th>X</th> <th>Y</th> <th>FUNCTION</th> <th>FUNCTION WIDTH</th> <th>FUNCTION VALUE</th> </tr> </thead> <tbody> <tr> <td>1</td> <td>N</td> <td>1</td> <td>f</td> <td>2.402 003 76 GHz</td> <td>0.303 dBm</td> <td></td> <td></td> <td></td> </tr> <tr> <td>2</td> <td>N</td> <td>1</td> <td>f</td> <td>2.400 000 00 GHz</td> <td>-50.482 dBm</td> <td></td> <td></td> <td></td> </tr> <tr> <td>3</td> <td>N</td> <td>1</td> <td>f</td> <td>2.390 000 00 GHz</td> <td>-60.170 dBm</td> <td></td> <td></td> <td></td> </tr> <tr> <td>4</td> <td>N</td> <td>1</td> <td>f</td> <td>2.389 137 50 GHz</td> <td>-56.996 dBm</td> <td></td> <td></td> <td></td> </tr> </tbody> </table>	MNR	MODE	TRIG	SCL	X	Y	FUNCTION	FUNCTION WIDTH	FUNCTION VALUE	1	N	1	f	2.402 003 76 GHz	0.303 dBm				2	N	1	f	2.400 000 00 GHz	-50.482 dBm				3	N	1	f	2.390 000 00 GHz	-60.170 dBm				4	N	1	f	2.389 137 50 GHz	-56.996 dBm			
MNR	MODE	TRIG	SCL	X	Y	FUNCTION	FUNCTION WIDTH	FUNCTION VALUE																																						
1	N	1	f	2.402 003 76 GHz	0.303 dBm																																									
2	N	1	f	2.400 000 00 GHz	-50.482 dBm																																									
3	N	1	f	2.390 000 00 GHz	-60.170 dBm																																									
4	N	1	f	2.389 137 50 GHz	-56.996 dBm																																									

<p>$\pi/4$DQPSK/LCH/Hop</p>	 <table border="1" data-bbox="606 515 1173 660"> <thead> <tr> <th>MNR</th> <th>MODE</th> <th>TRIG</th> <th>SCL</th> <th>X</th> <th>Y</th> <th>FUNCTION</th> <th>FUNCTION WIDTH</th> <th>FUNCTION VALUE</th> </tr> </thead> <tbody> <tr> <td>1</td> <td>N</td> <td>1</td> <td>f</td> <td>2.40314750 GHz</td> <td>-2.330 dBm</td> <td></td> <td></td> <td></td> </tr> <tr> <td>2</td> <td>N</td> <td>1</td> <td>f</td> <td>2.40000000 GHz</td> <td>-57.634 dBm</td> <td></td> <td></td> <td></td> </tr> <tr> <td>3</td> <td>N</td> <td>1</td> <td>f</td> <td>2.39000000 GHz</td> <td>-58.469 dBm</td> <td></td> <td></td> <td></td> </tr> <tr> <td>4</td> <td>N</td> <td>1</td> <td>f</td> <td>2.38060250 GHz</td> <td>-57.300 dBm</td> <td></td> <td></td> <td></td> </tr> </tbody> </table>	MNR	MODE	TRIG	SCL	X	Y	FUNCTION	FUNCTION WIDTH	FUNCTION VALUE	1	N	1	f	2.40314750 GHz	-2.330 dBm				2	N	1	f	2.40000000 GHz	-57.634 dBm				3	N	1	f	2.39000000 GHz	-58.469 dBm				4	N	1	f	2.38060250 GHz	-57.300 dBm			
MNR	MODE	TRIG	SCL	X	Y	FUNCTION	FUNCTION WIDTH	FUNCTION VALUE																																						
1	N	1	f	2.40314750 GHz	-2.330 dBm																																									
2	N	1	f	2.40000000 GHz	-57.634 dBm																																									
3	N	1	f	2.39000000 GHz	-58.469 dBm																																									
4	N	1	f	2.38060250 GHz	-57.300 dBm																																									
<p>$\pi/4$DQPSK/HCH/No Hop</p>	 <table border="1" data-bbox="606 1008 1173 1153"> <thead> <tr> <th>MNR</th> <th>MODE</th> <th>TRIG</th> <th>SCL</th> <th>X</th> <th>Y</th> <th>FUNCTION</th> <th>FUNCTION WIDTH</th> <th>FUNCTION VALUE</th> </tr> </thead> <tbody> <tr> <td>1</td> <td>N</td> <td>1</td> <td>f</td> <td>2.49000500 GHz</td> <td>0.789 dBm</td> <td></td> <td></td> <td></td> </tr> <tr> <td>2</td> <td>N</td> <td>1</td> <td>f</td> <td>2.48350375 GHz</td> <td>-55.641 dBm</td> <td></td> <td></td> <td></td> </tr> <tr> <td>3</td> <td>N</td> <td>1</td> <td>f</td> <td>2.50000000 GHz</td> <td>-59.651 dBm</td> <td></td> <td></td> <td></td> </tr> <tr> <td>4</td> <td>N</td> <td>1</td> <td>f</td> <td>2.48350375 GHz</td> <td>-55.641 dBm</td> <td></td> <td></td> <td></td> </tr> </tbody> </table>	MNR	MODE	TRIG	SCL	X	Y	FUNCTION	FUNCTION WIDTH	FUNCTION VALUE	1	N	1	f	2.49000500 GHz	0.789 dBm				2	N	1	f	2.48350375 GHz	-55.641 dBm				3	N	1	f	2.50000000 GHz	-59.651 dBm				4	N	1	f	2.48350375 GHz	-55.641 dBm			
MNR	MODE	TRIG	SCL	X	Y	FUNCTION	FUNCTION WIDTH	FUNCTION VALUE																																						
1	N	1	f	2.49000500 GHz	0.789 dBm																																									
2	N	1	f	2.48350375 GHz	-55.641 dBm																																									
3	N	1	f	2.50000000 GHz	-59.651 dBm																																									
4	N	1	f	2.48350375 GHz	-55.641 dBm																																									
<p>$\pi/4$DQPSK/HCH/Hop</p>	 <table border="1" data-bbox="606 1496 1173 1641"> <thead> <tr> <th>MNR</th> <th>MODE</th> <th>TRIG</th> <th>SCL</th> <th>X</th> <th>Y</th> <th>FUNCTION</th> <th>FUNCTION WIDTH</th> <th>FUNCTION VALUE</th> </tr> </thead> <tbody> <tr> <td>1</td> <td>N</td> <td>1</td> <td>f</td> <td>2.47916125 GHz</td> <td>-2.329 dBm</td> <td></td> <td></td> <td></td> </tr> <tr> <td>2</td> <td>N</td> <td>1</td> <td>f</td> <td>2.48350000 GHz</td> <td>-58.806 dBm</td> <td></td> <td></td> <td></td> </tr> <tr> <td>3</td> <td>N</td> <td>1</td> <td>f</td> <td>2.50000000 GHz</td> <td>-58.830 dBm</td> <td></td> <td></td> <td></td> </tr> <tr> <td>4</td> <td>N</td> <td>1</td> <td>f</td> <td>2.49797875 GHz</td> <td>-56.565 dBm</td> <td></td> <td></td> <td></td> </tr> </tbody> </table>	MNR	MODE	TRIG	SCL	X	Y	FUNCTION	FUNCTION WIDTH	FUNCTION VALUE	1	N	1	f	2.47916125 GHz	-2.329 dBm				2	N	1	f	2.48350000 GHz	-58.806 dBm				3	N	1	f	2.50000000 GHz	-58.830 dBm				4	N	1	f	2.49797875 GHz	-56.565 dBm			
MNR	MODE	TRIG	SCL	X	Y	FUNCTION	FUNCTION WIDTH	FUNCTION VALUE																																						
1	N	1	f	2.47916125 GHz	-2.329 dBm																																									
2	N	1	f	2.48350000 GHz	-58.806 dBm																																									
3	N	1	f	2.50000000 GHz	-58.830 dBm																																									
4	N	1	f	2.49797875 GHz	-56.565 dBm																																									

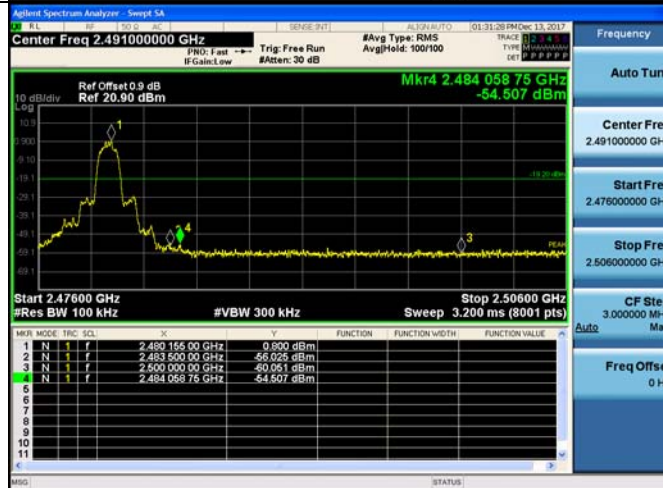
8DPSK/LCH/No Hop



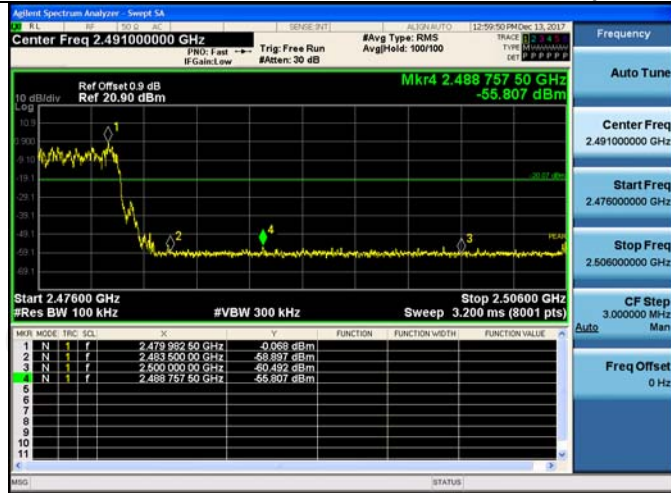
8DPSK/LCH/Hop



8DPSK/HCH/No Hop



8DPSK/HCH/Hop

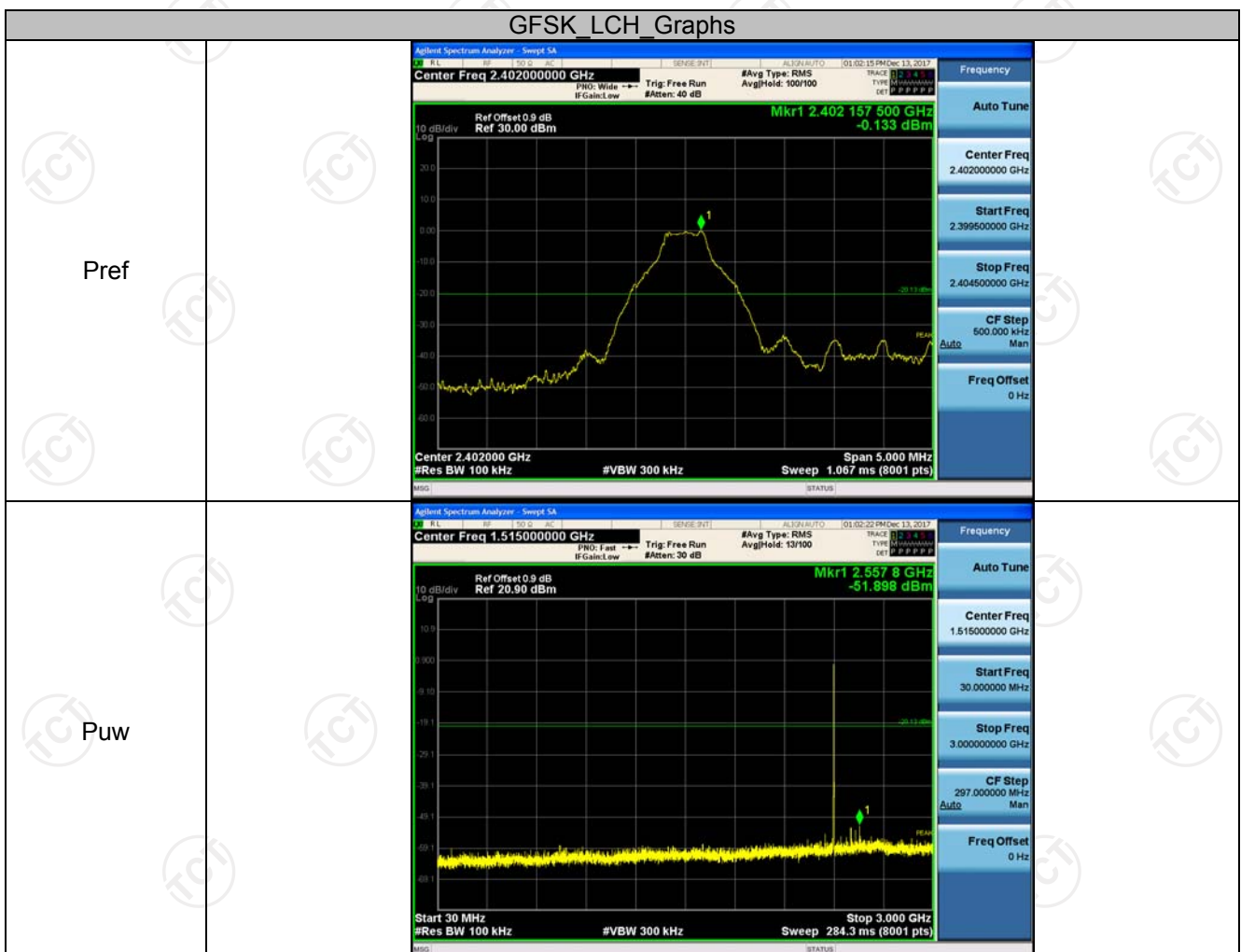


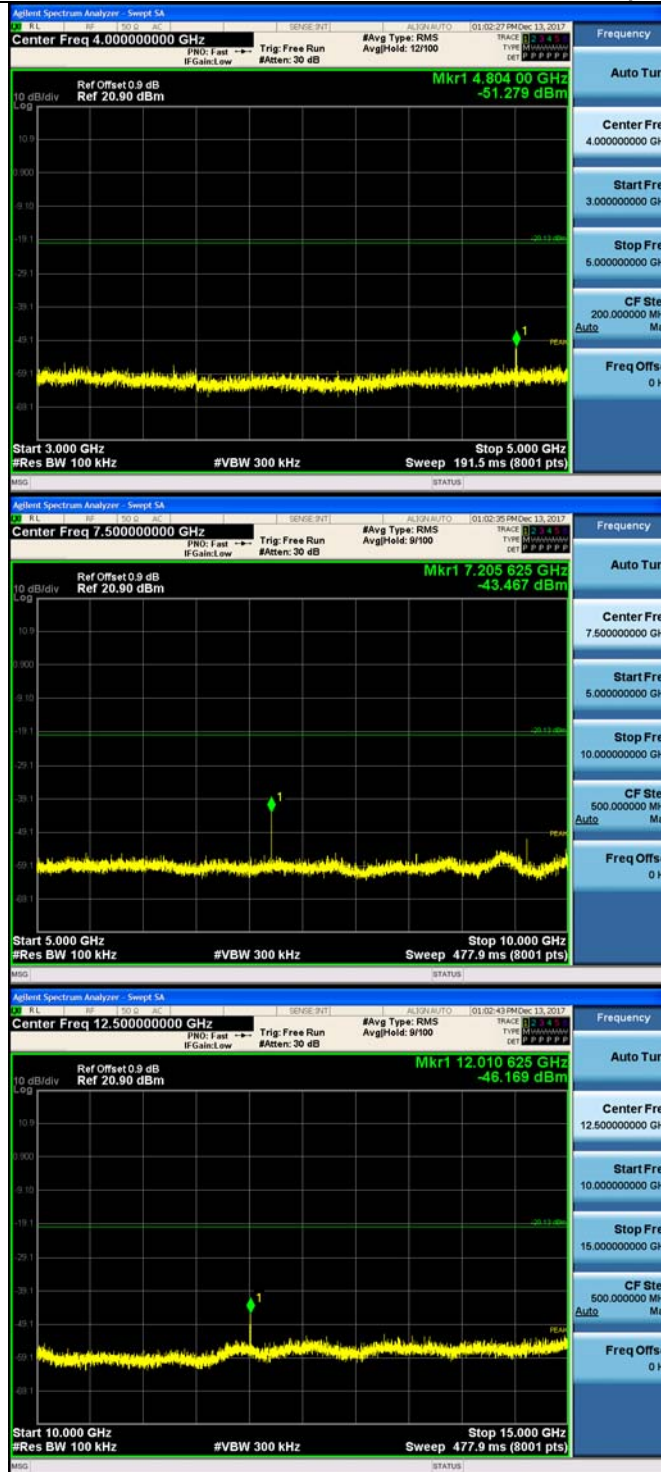
RF Conducted Spurious Emissions

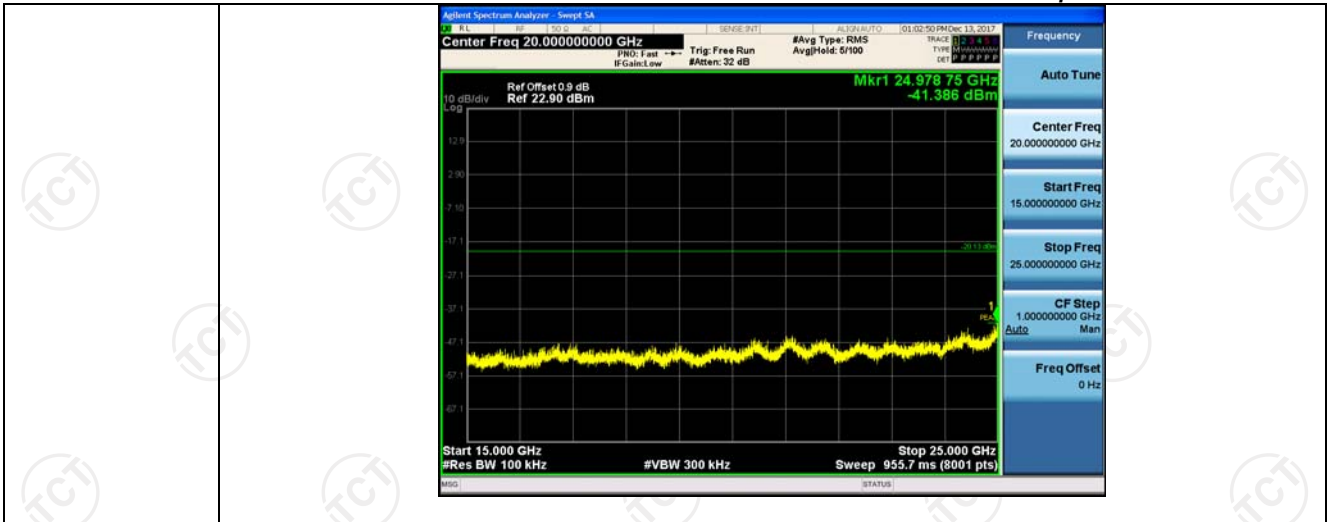
Result Table

Mode	Channel	Pref [dBm]	Puw [dBm]	Verdict
GFSK	LCH	-0.133	<Limit	PASS
GFSK	MCH	1.654	<Limit	PASS
GFSK	HCH	1.067	<Limit	PASS
$\pi/4$ DQPSK	LCH	-0.42	<Limit	PASS
$\pi/4$ DQPSK	MCH	0.712	<Limit	PASS
$\pi/4$ DQPSK	HCH	0.697	<Limit	PASS
8DPSK	LCH	-0.363	<Limit	PASS
8DPSK	MCH	1.163	<Limit	PASS
8DPSK	HCH	0.818	<Limit	PASS

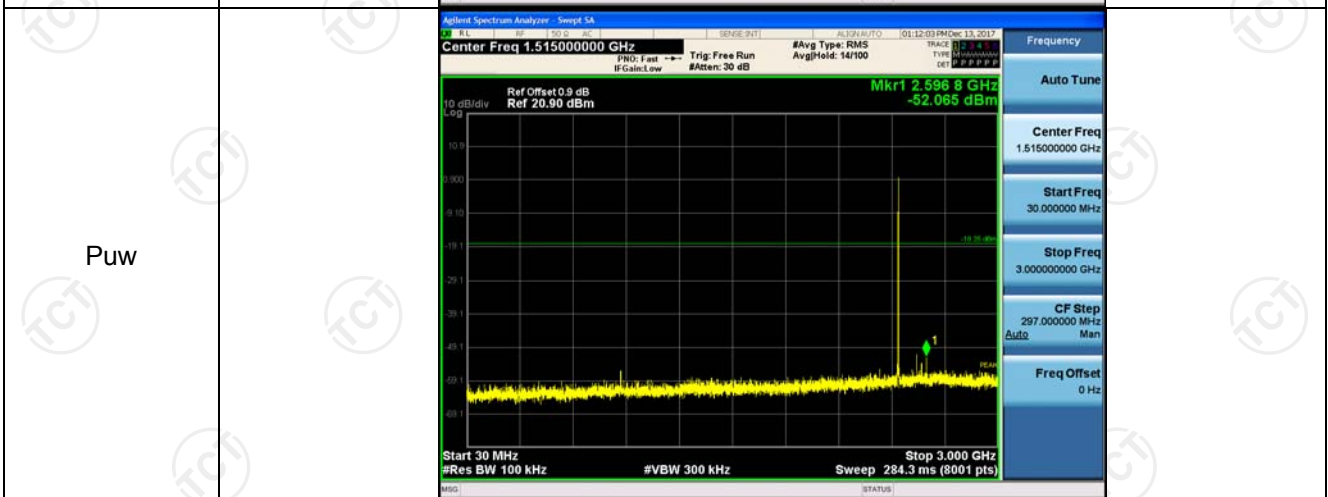
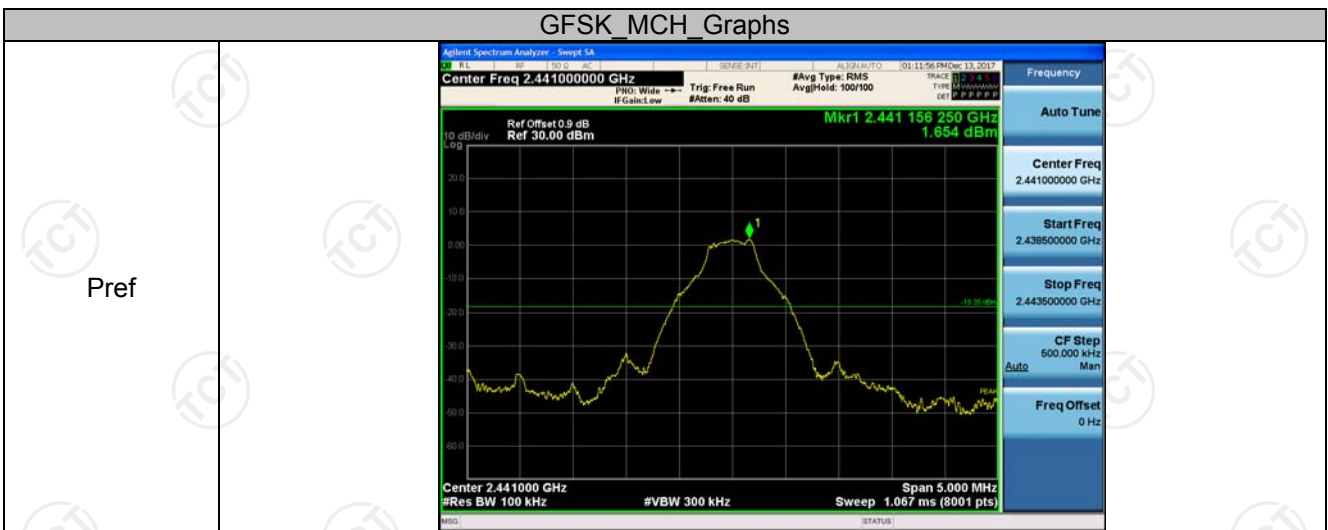
Test Graph

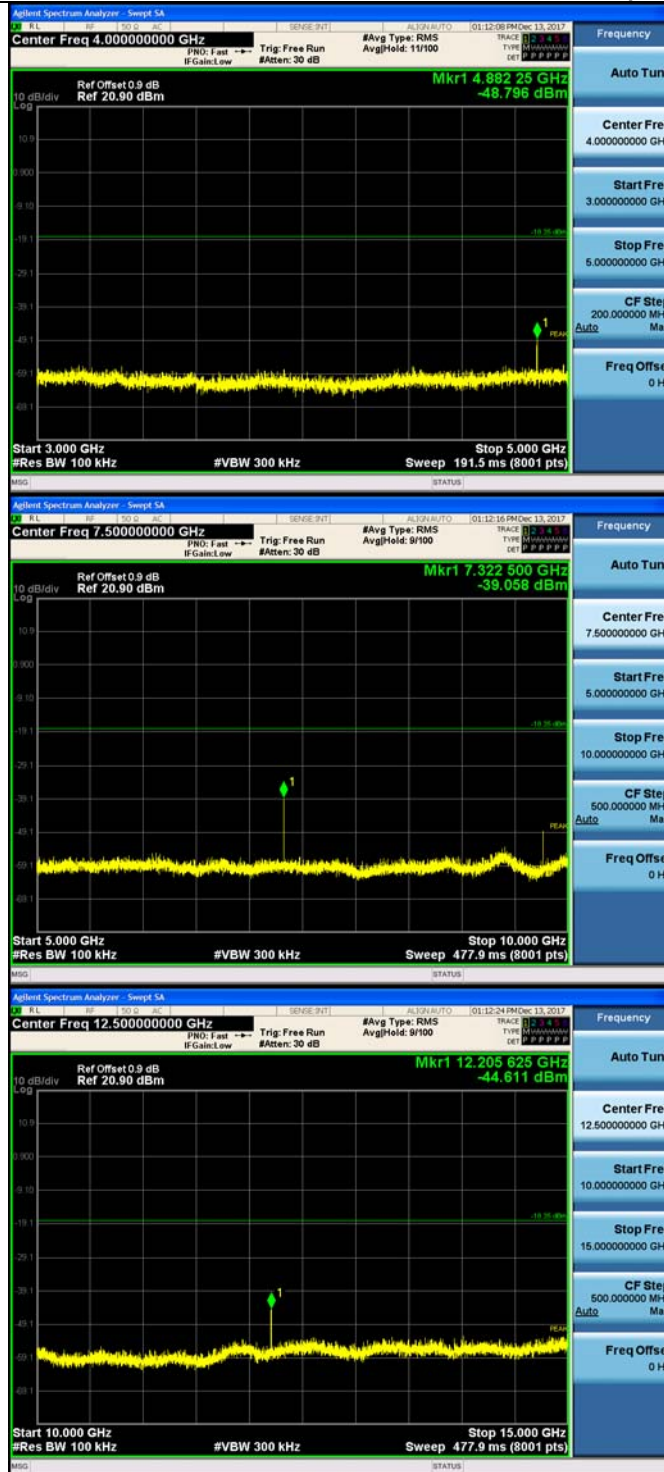


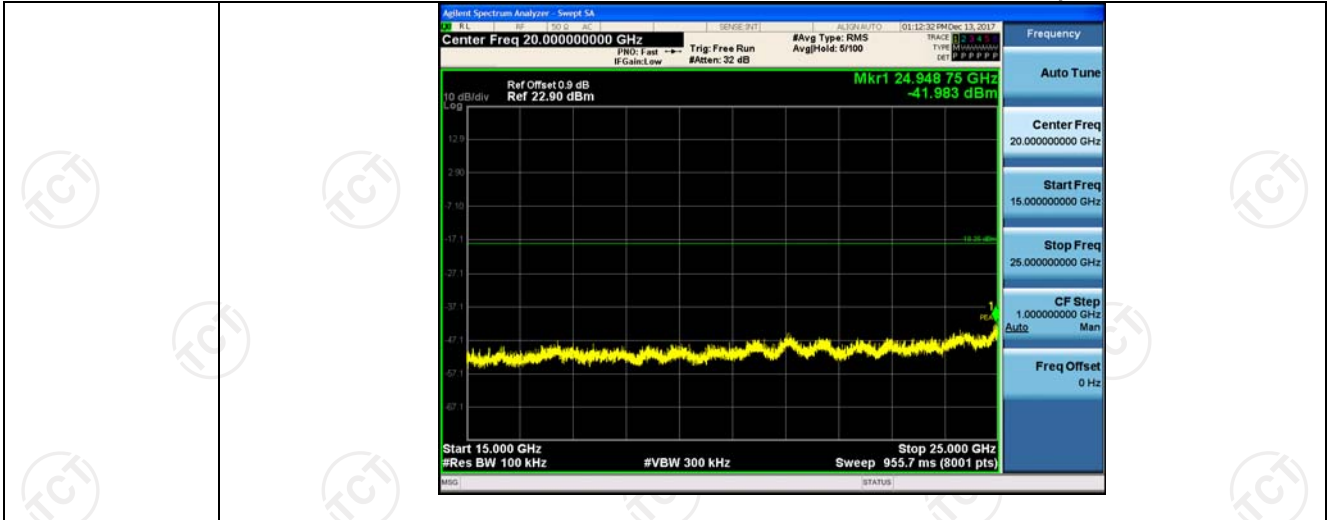




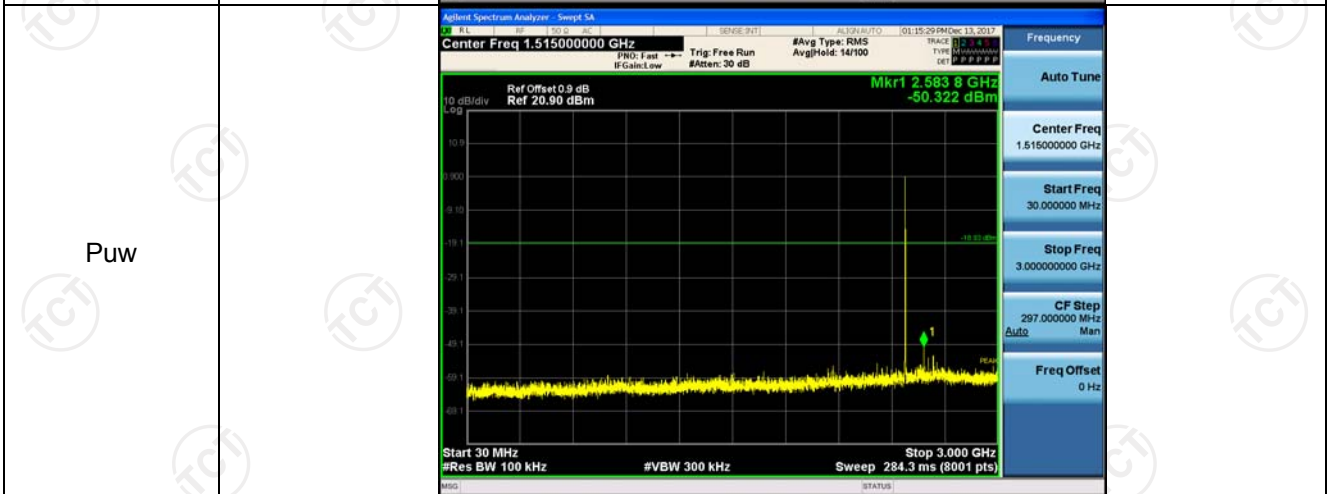
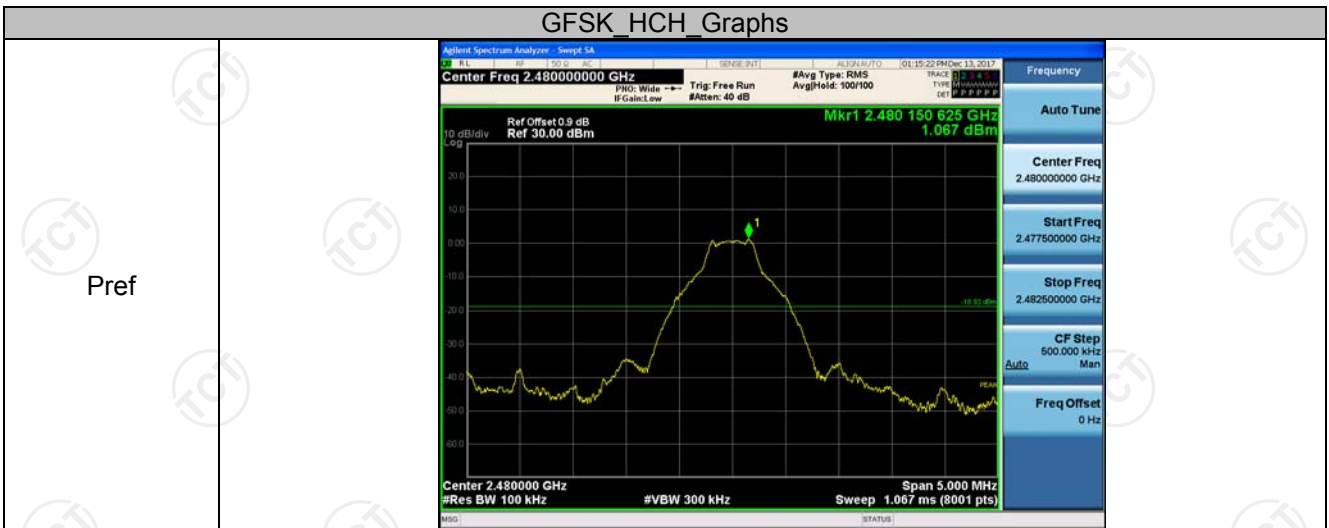
GFSK_MCH_Graphs

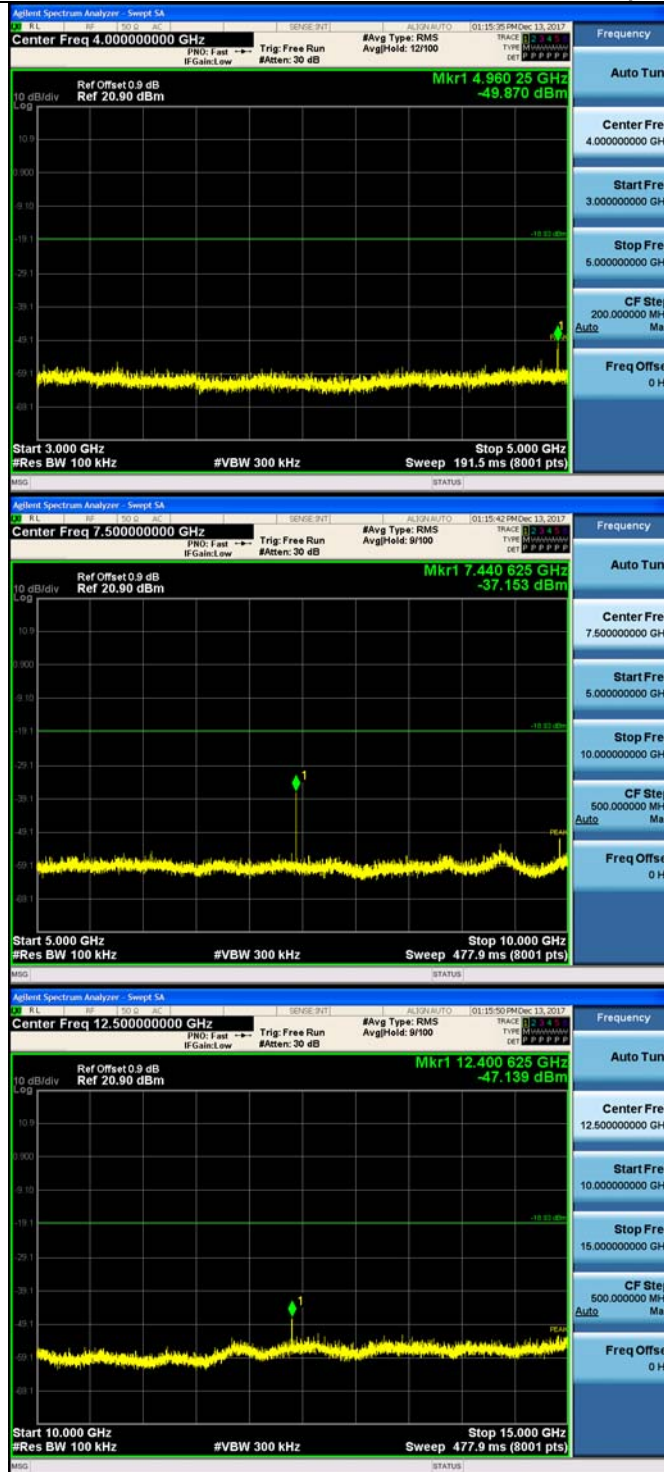


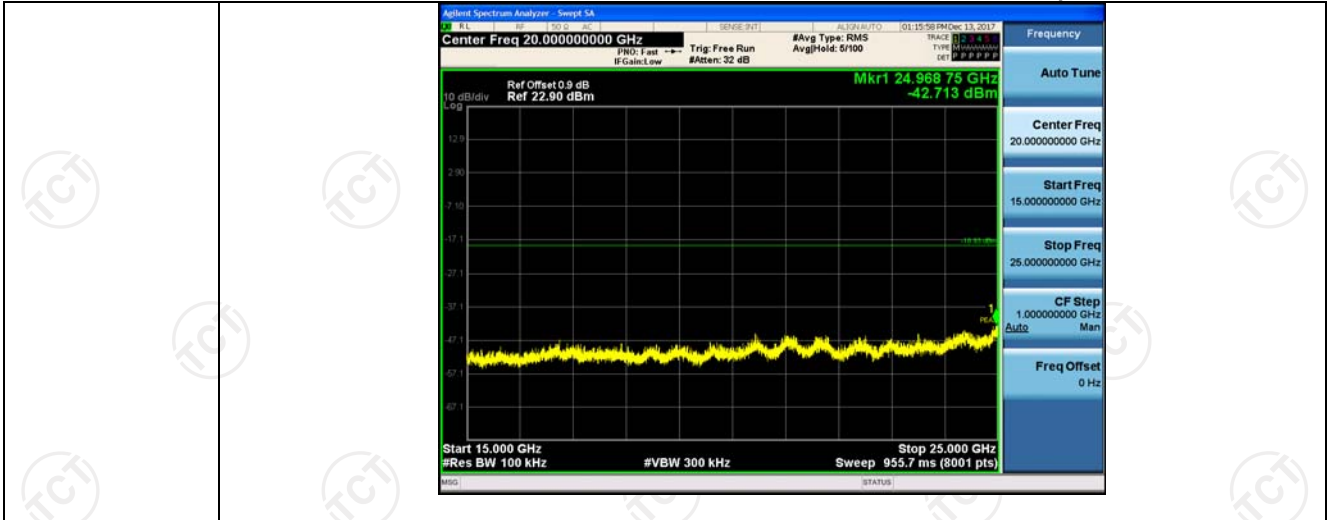




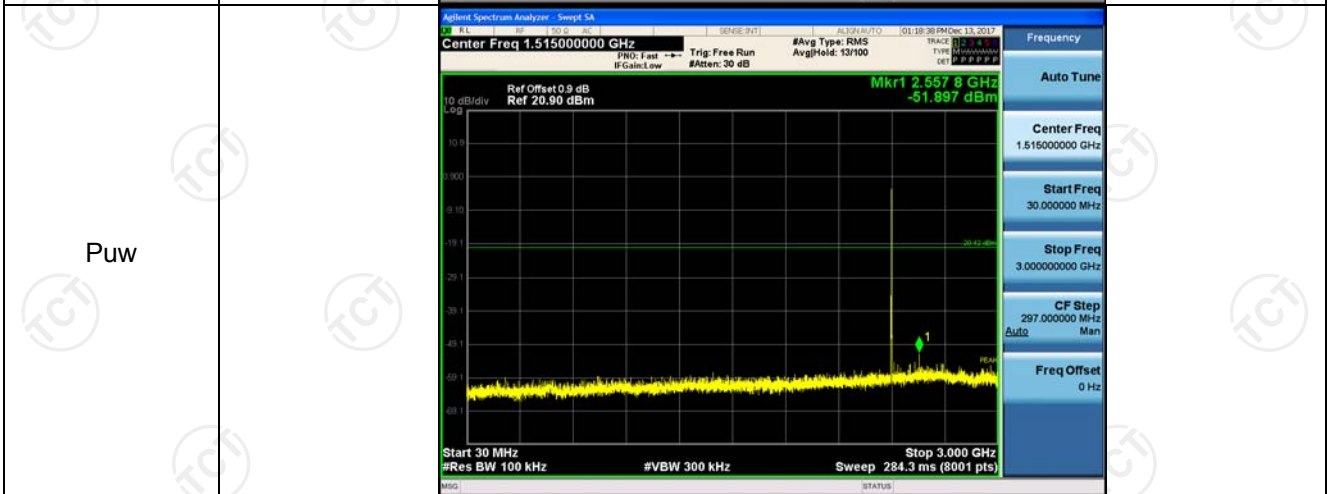
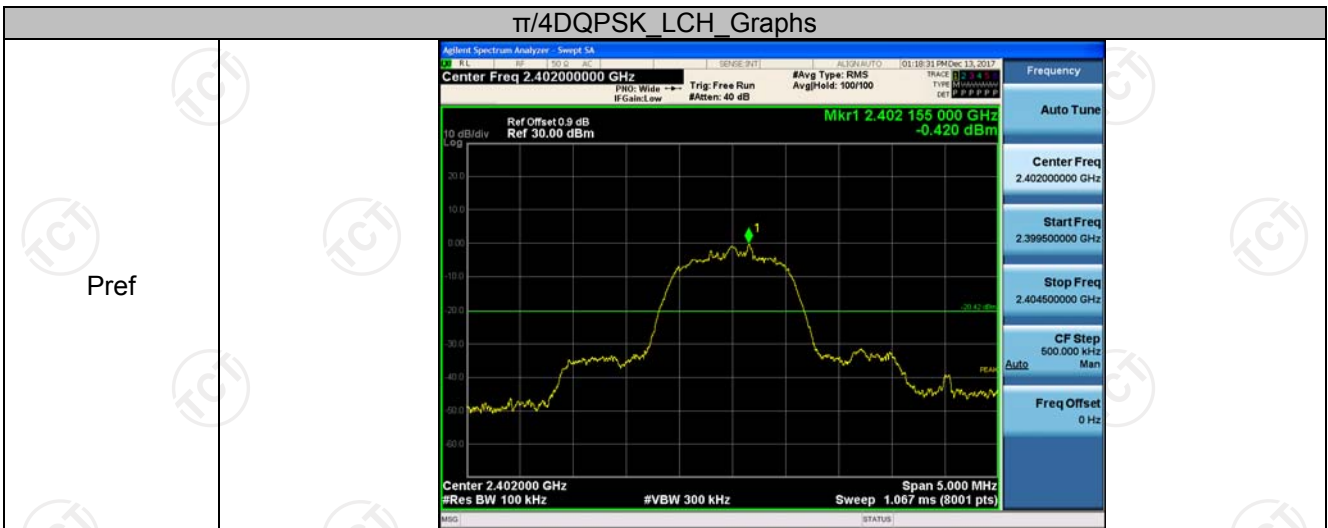
GFSK HCH Graphs

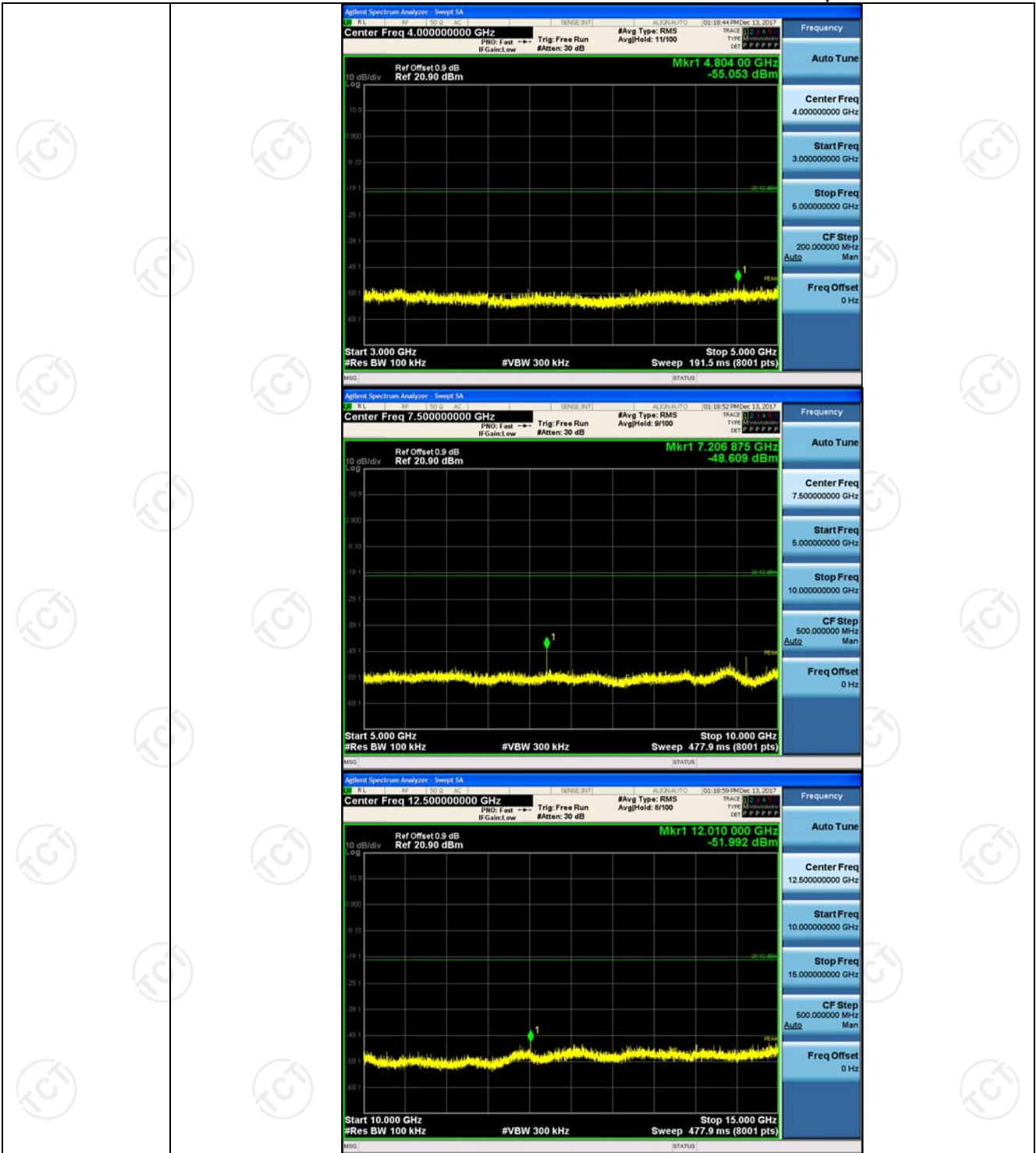


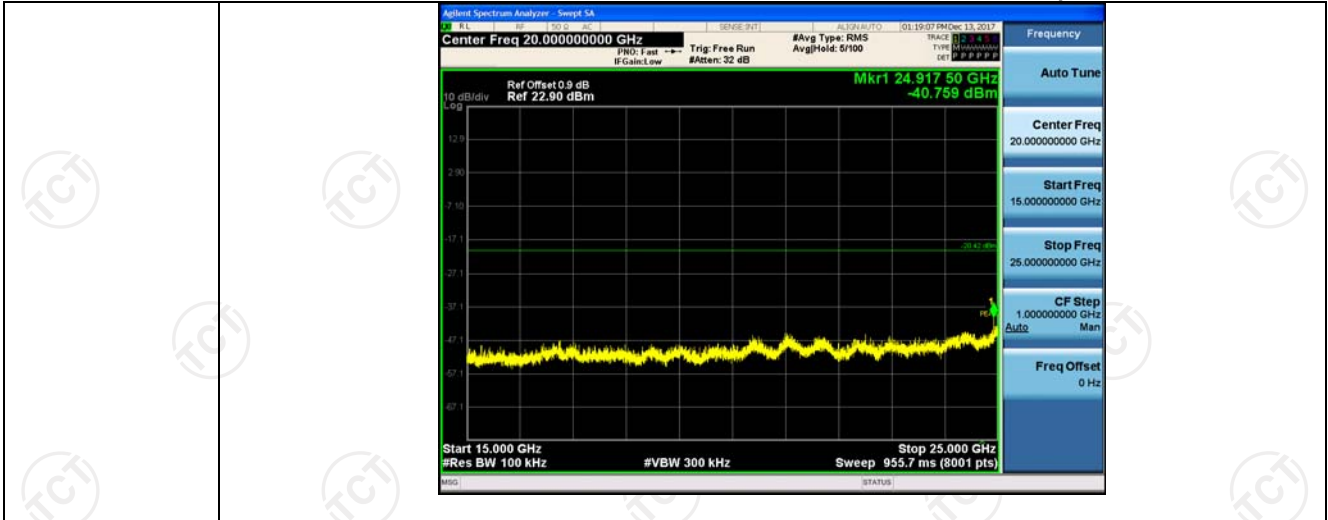




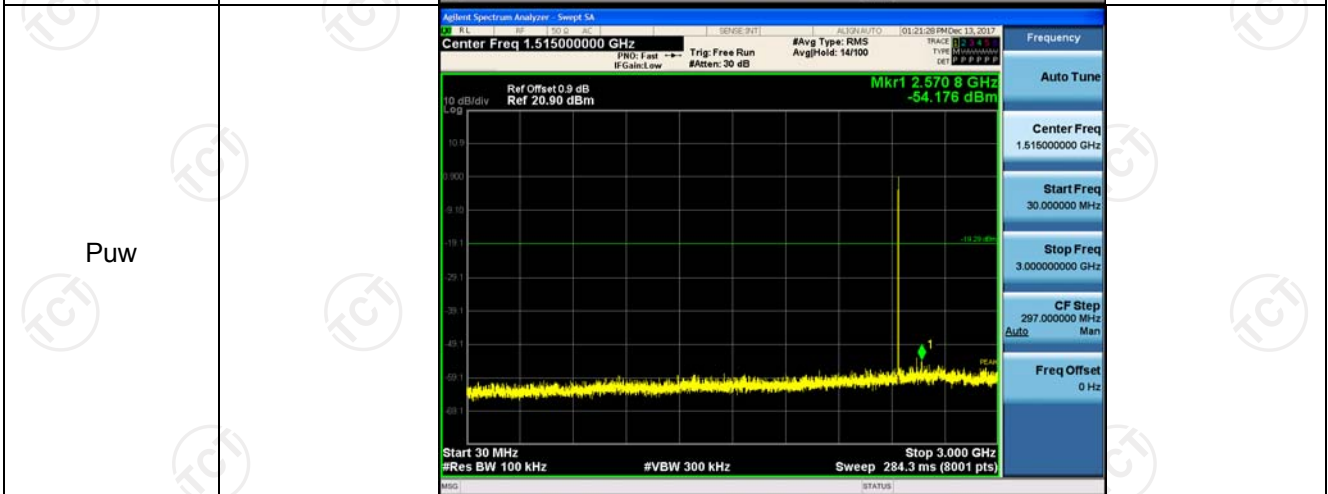
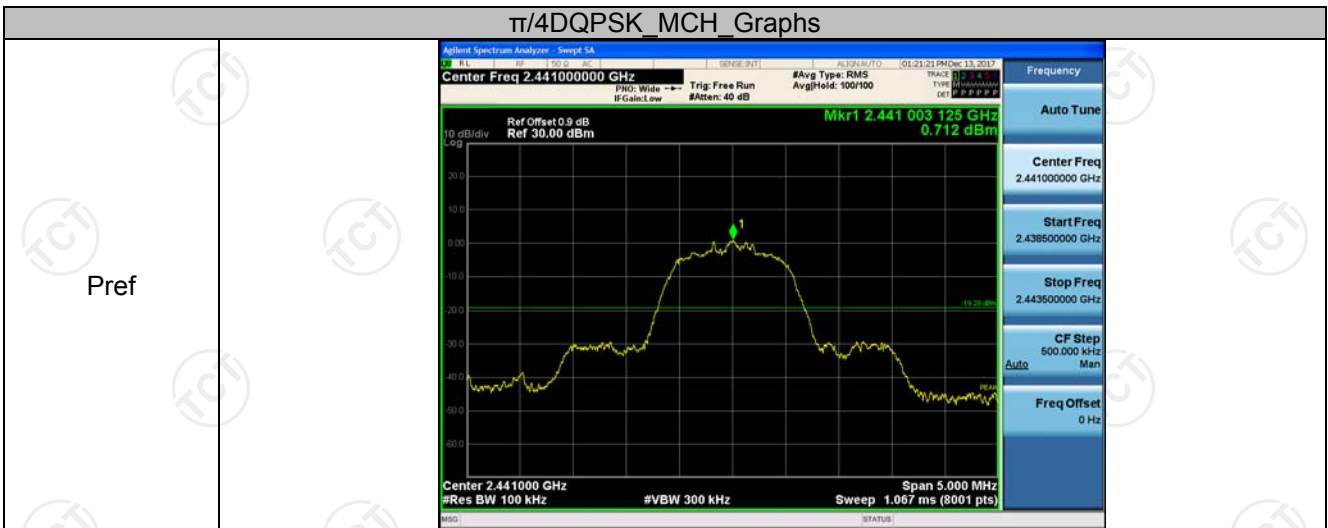
$\pi/4$ DQPSK LCH_Graphs

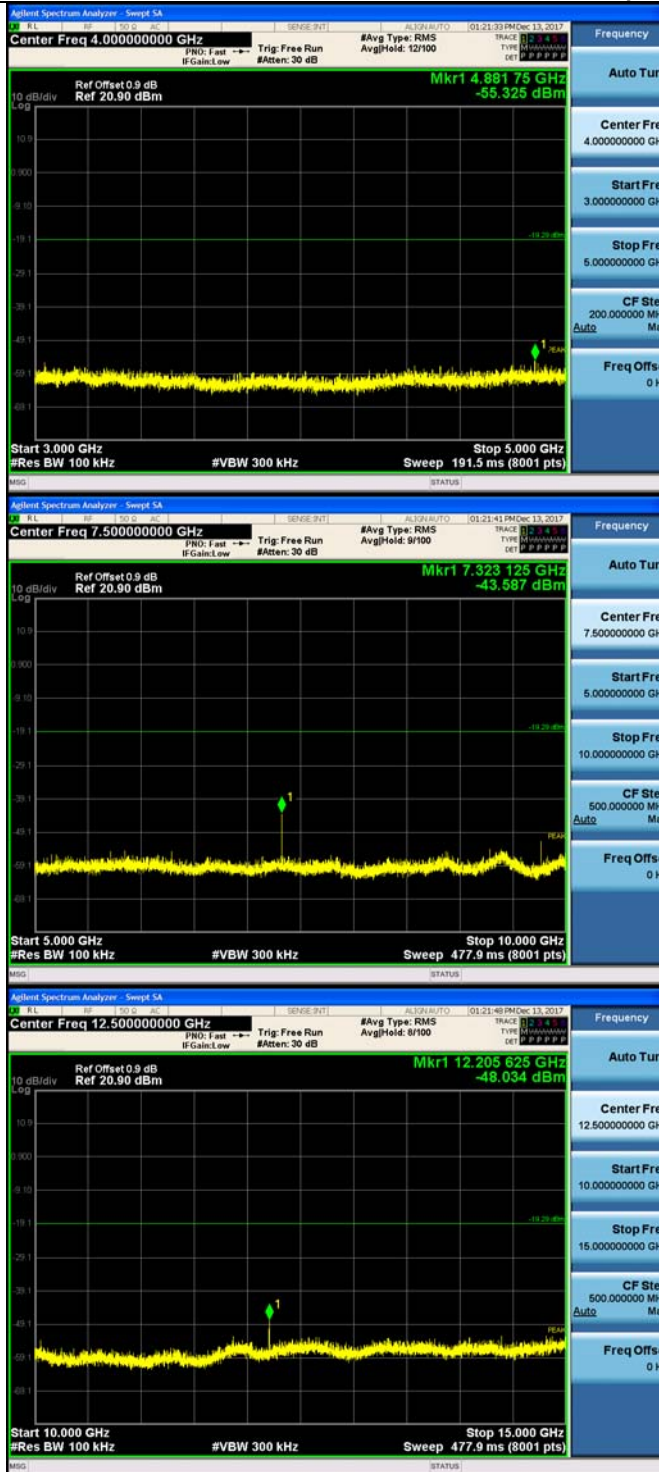


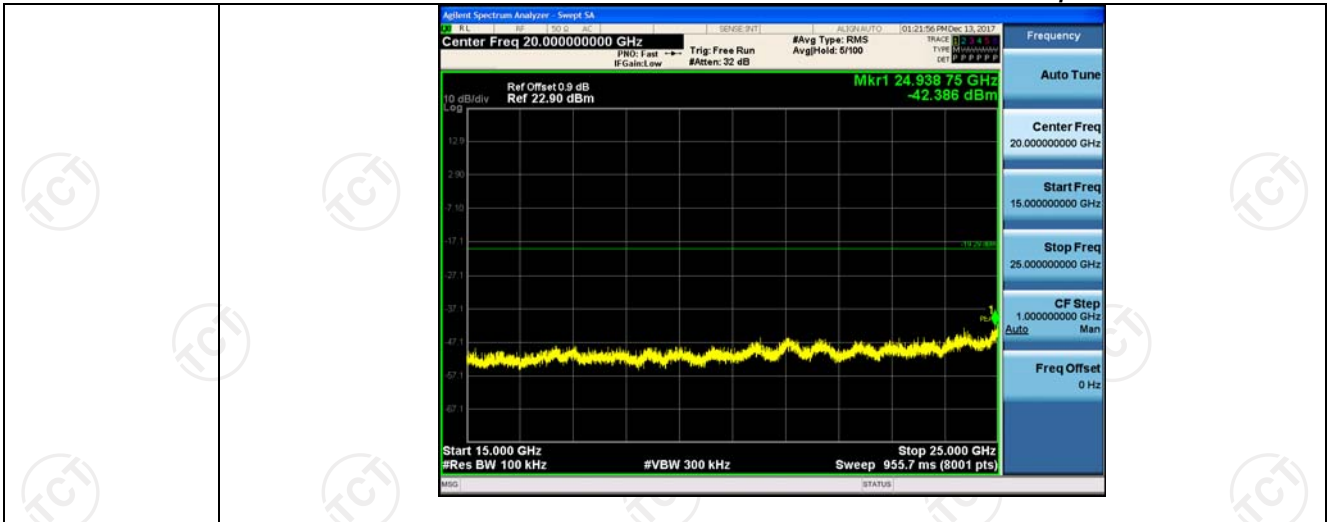




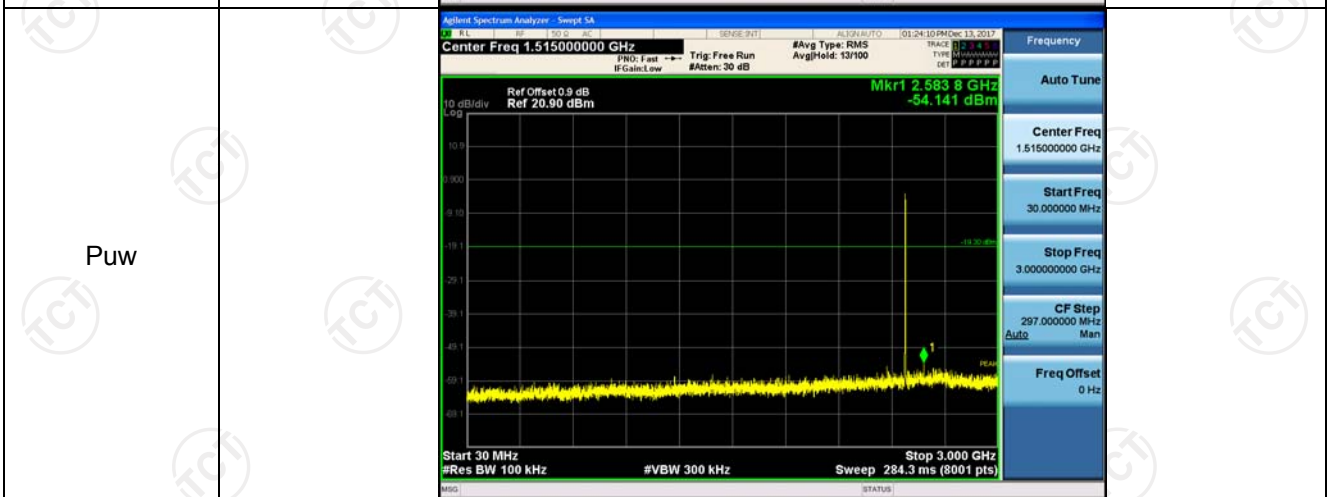
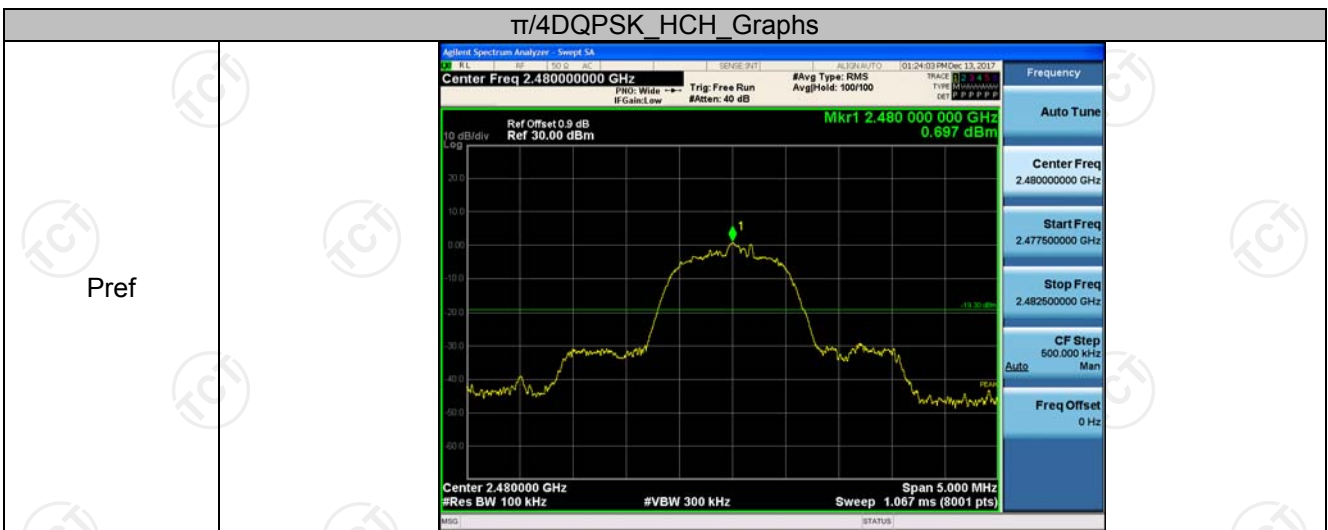
$\pi/4$ DQPSK_MCH_Graphs

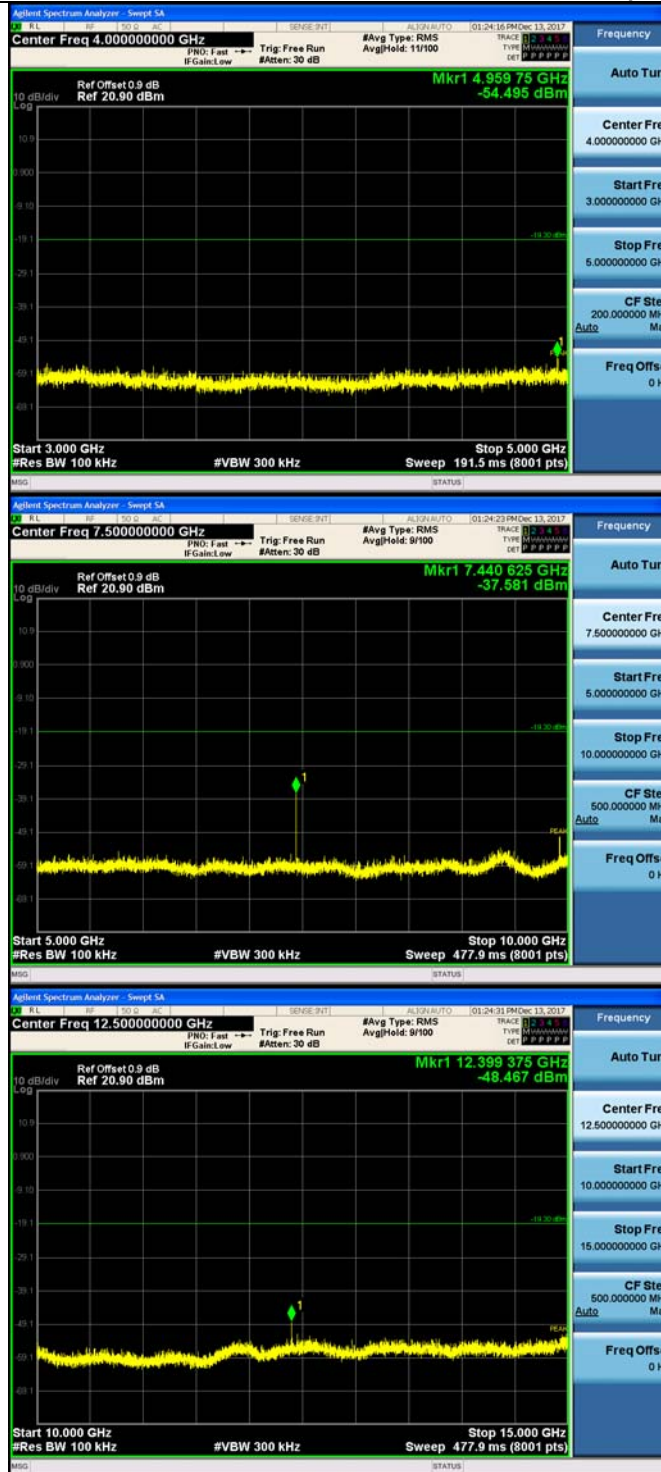


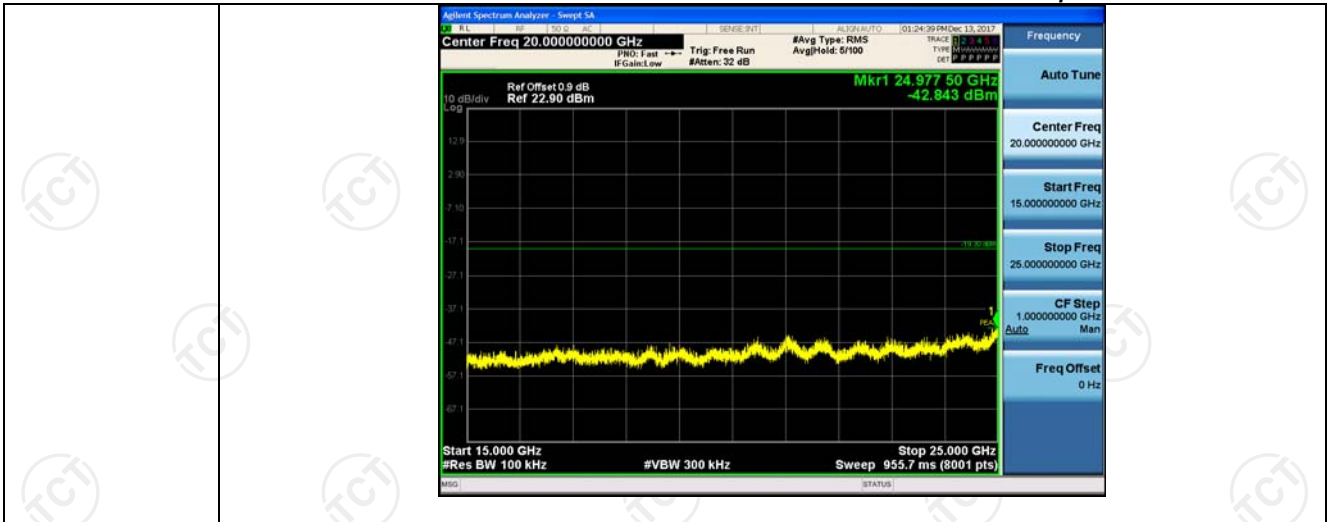




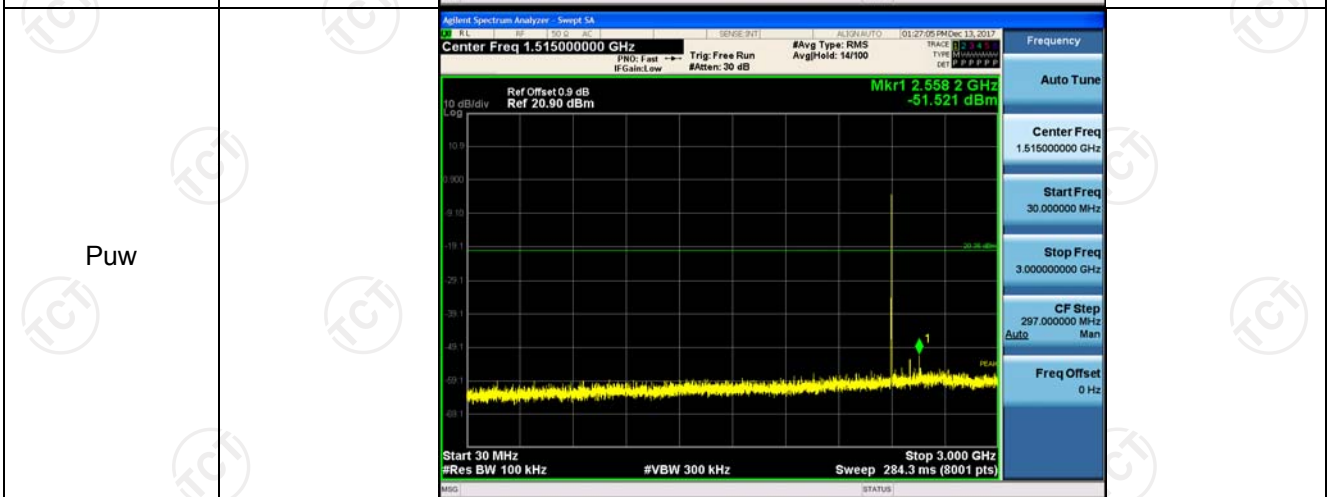
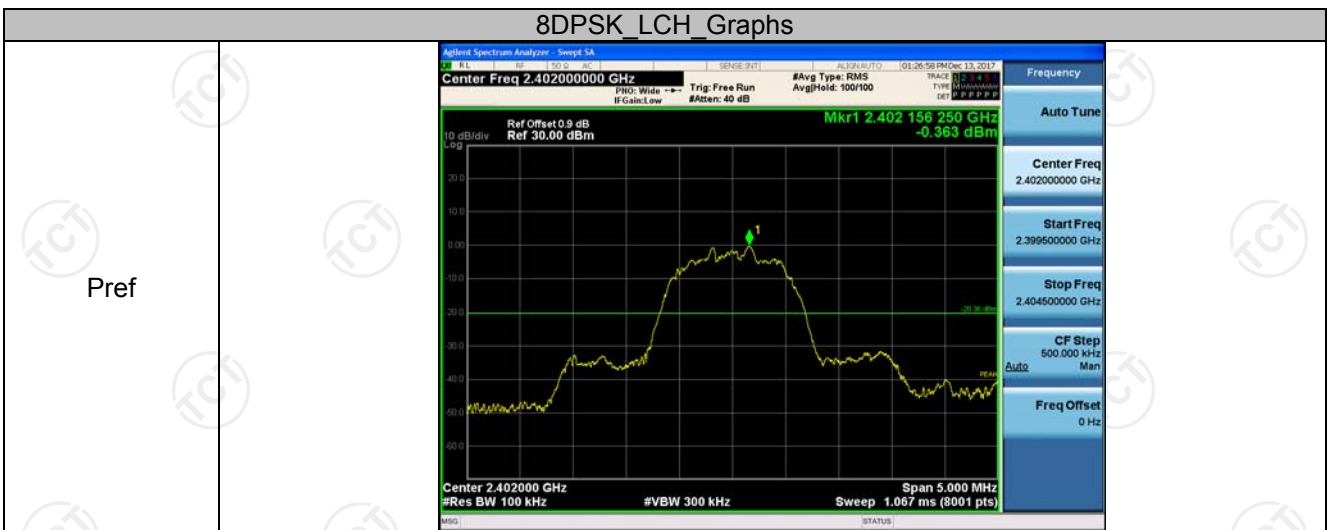
$\pi/4$ DQPSK_HCH_Graphs

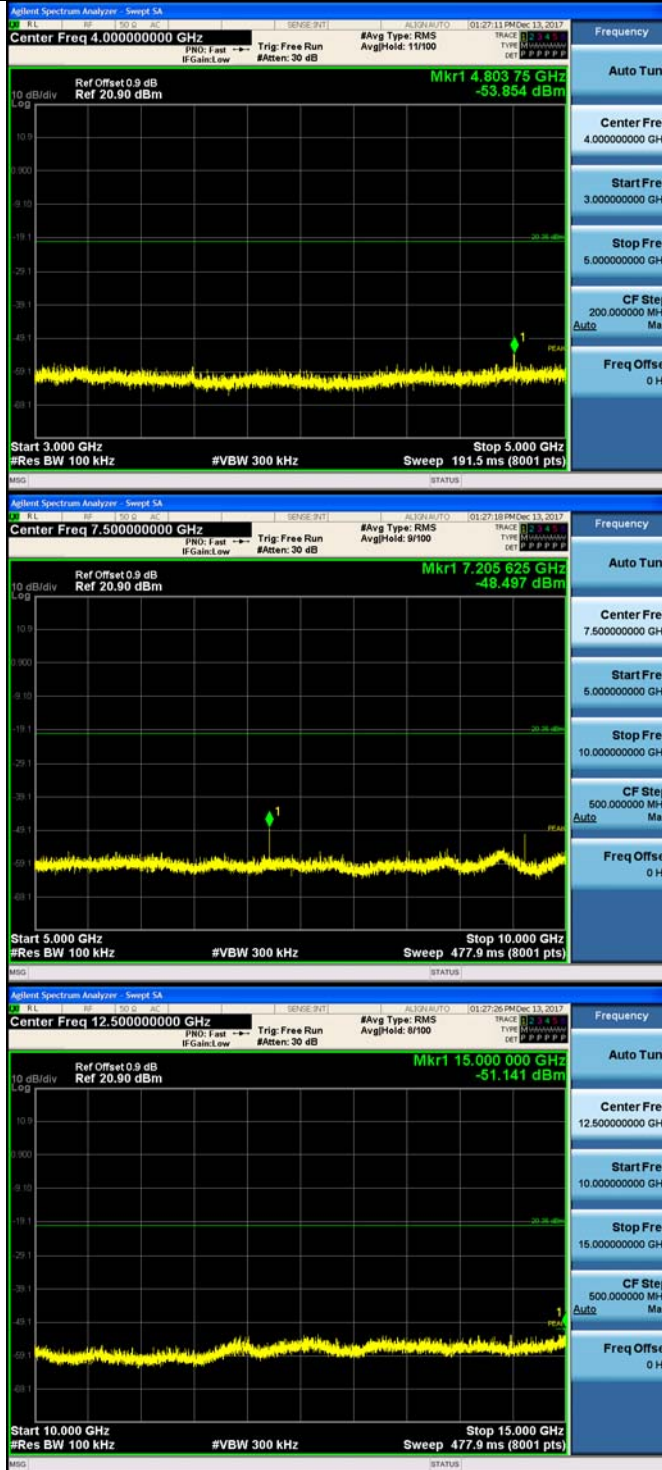


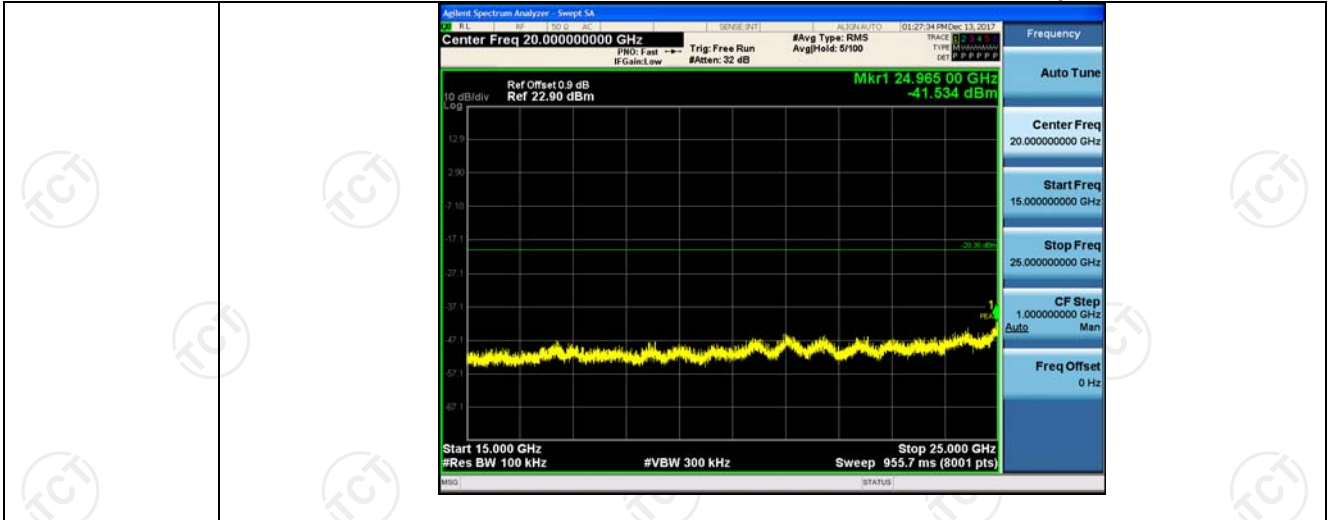




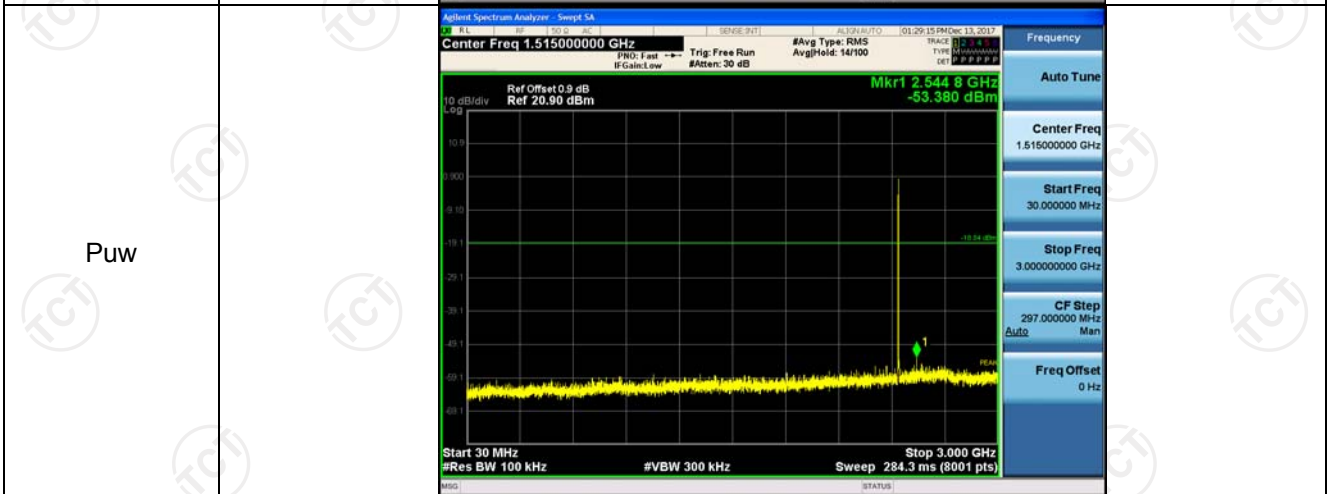
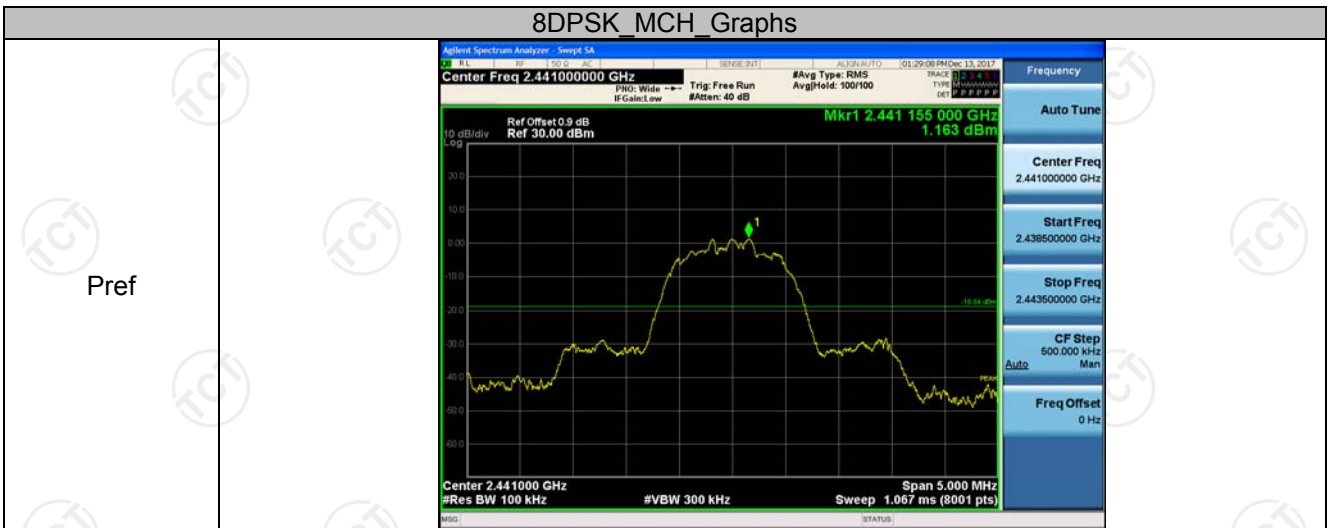
8DPSK LCH_Graphs

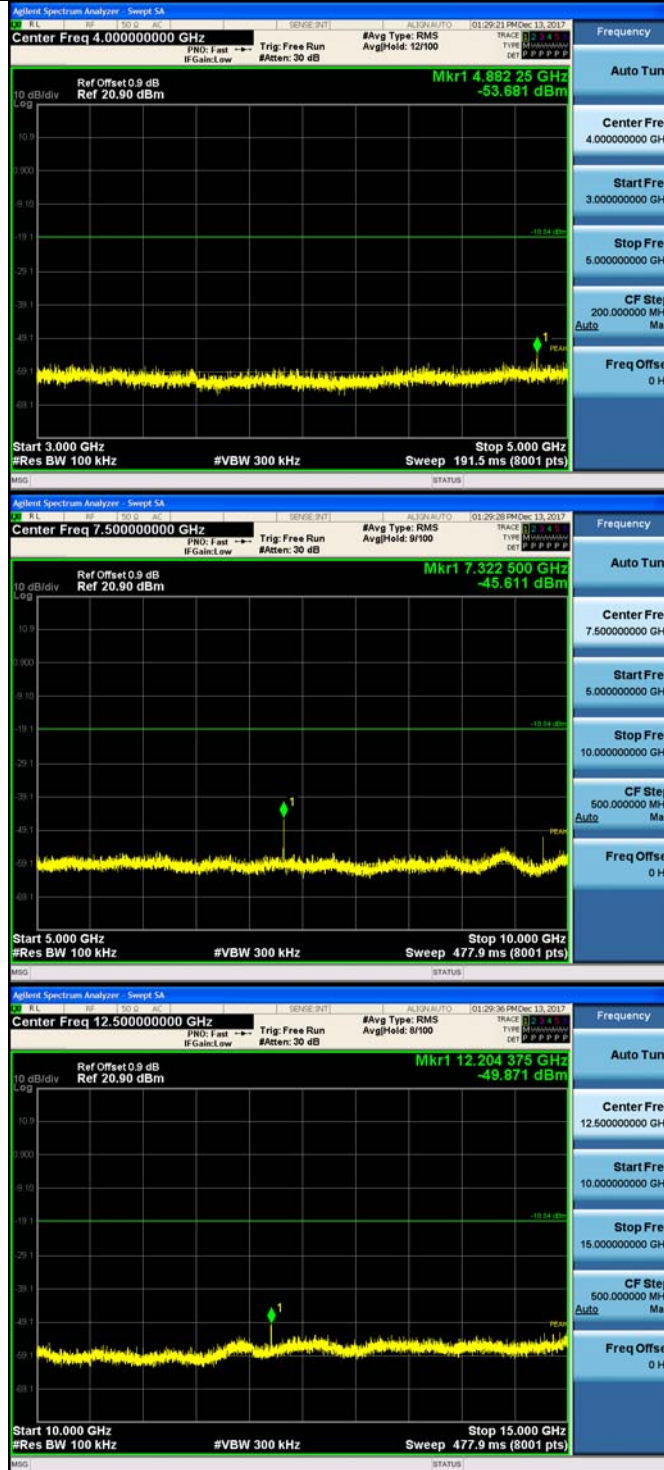


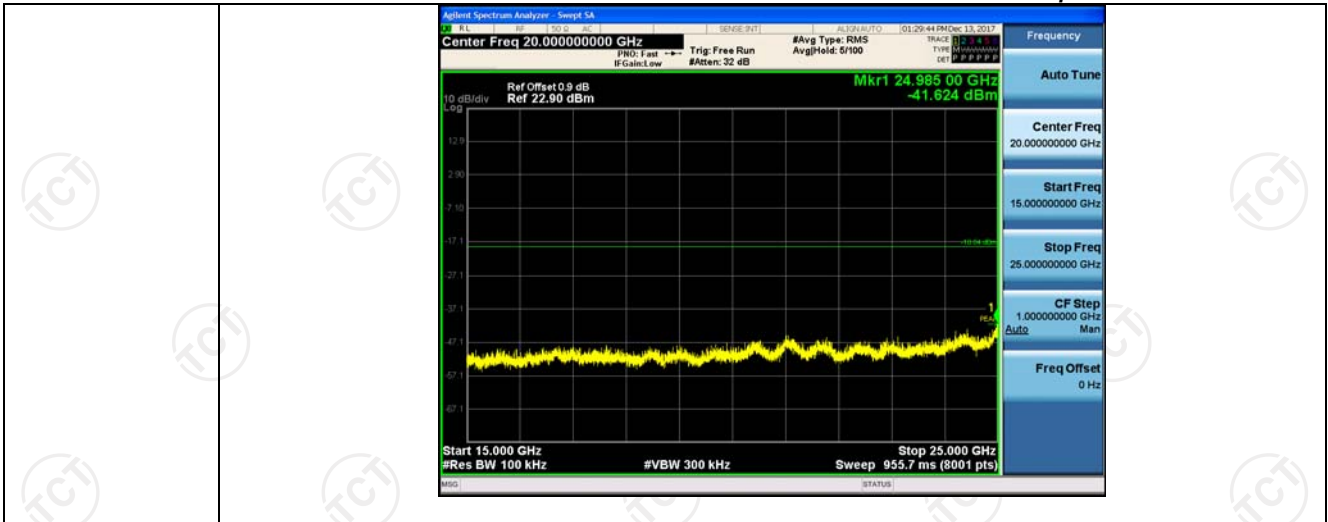




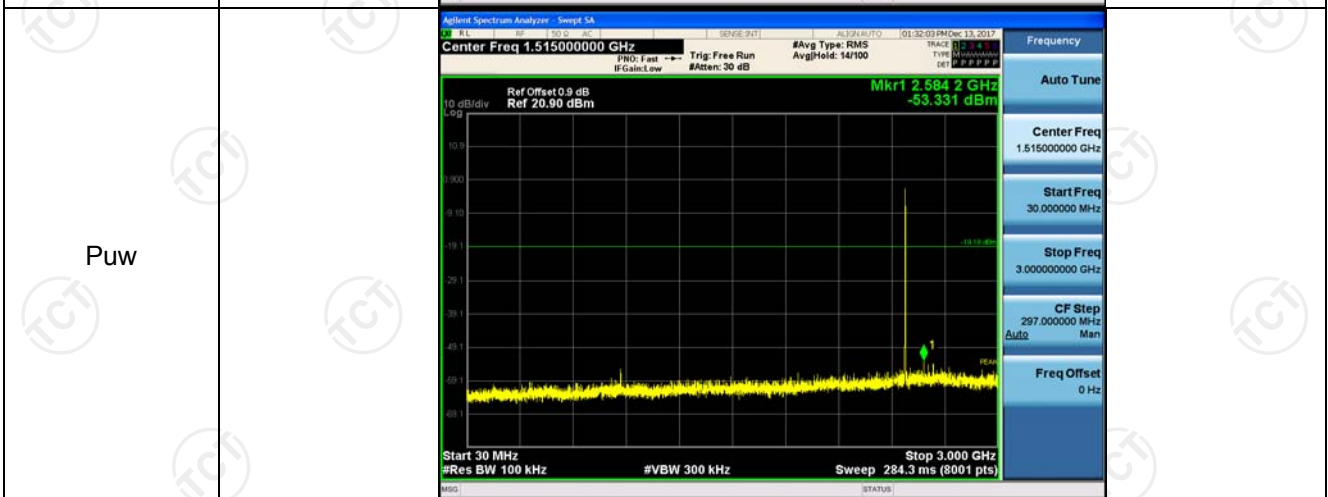
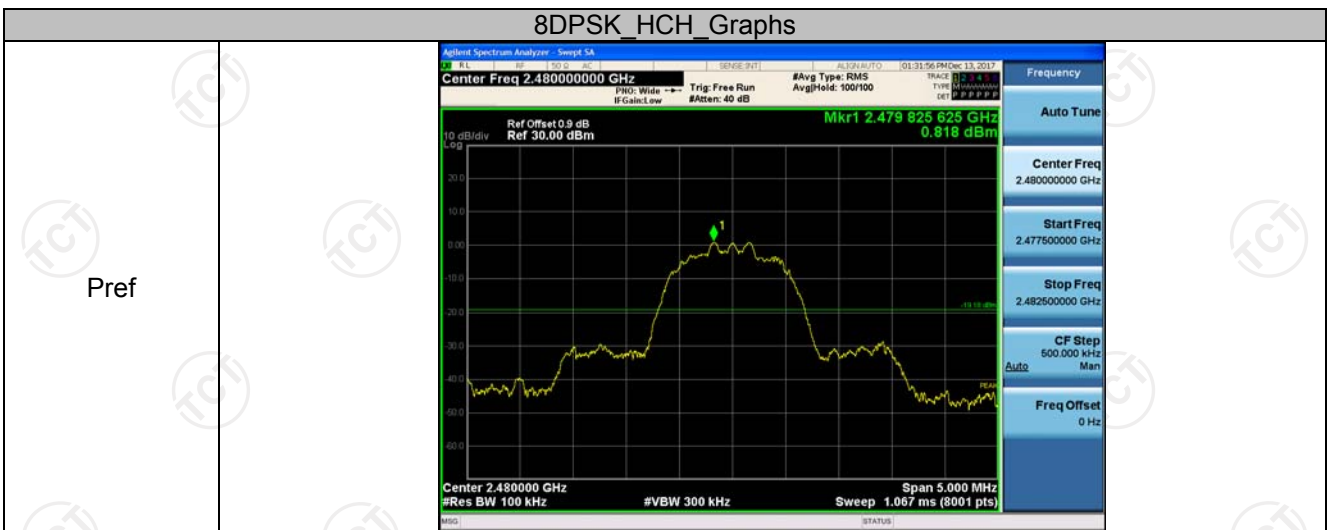
8DPSK MCH_Graphs

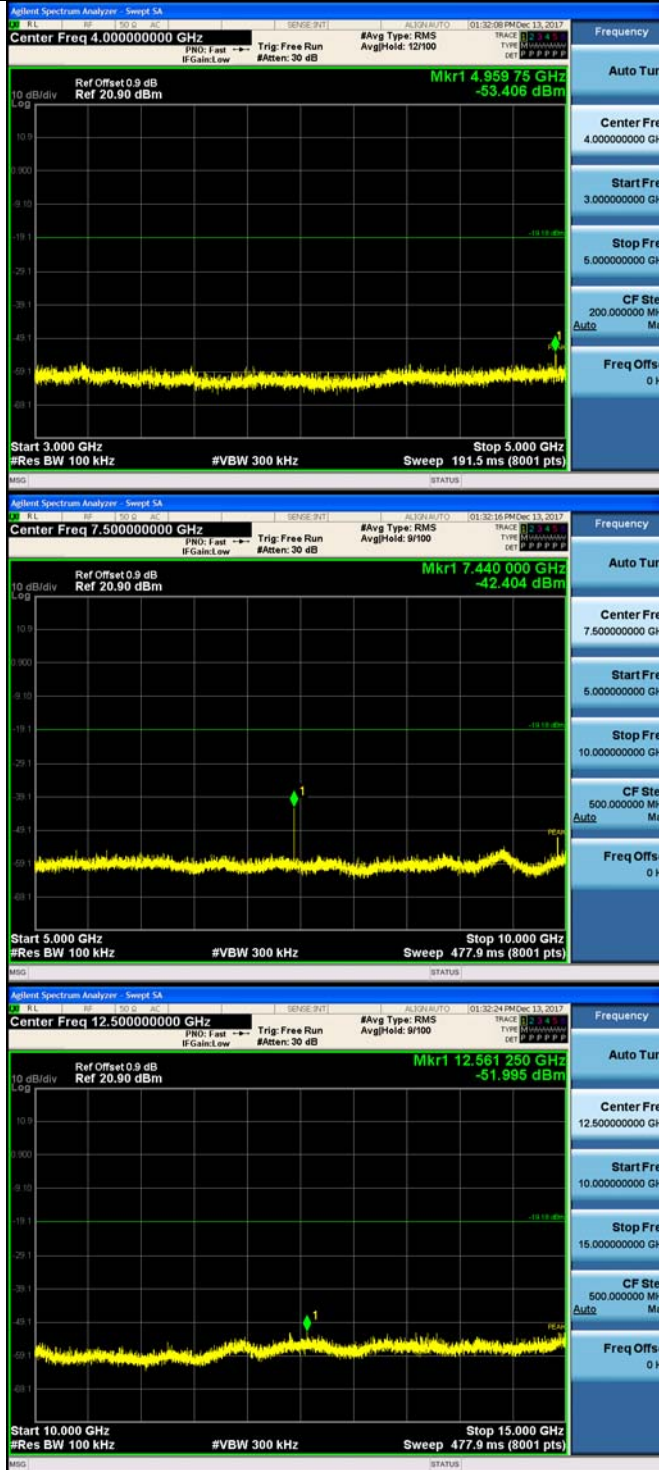


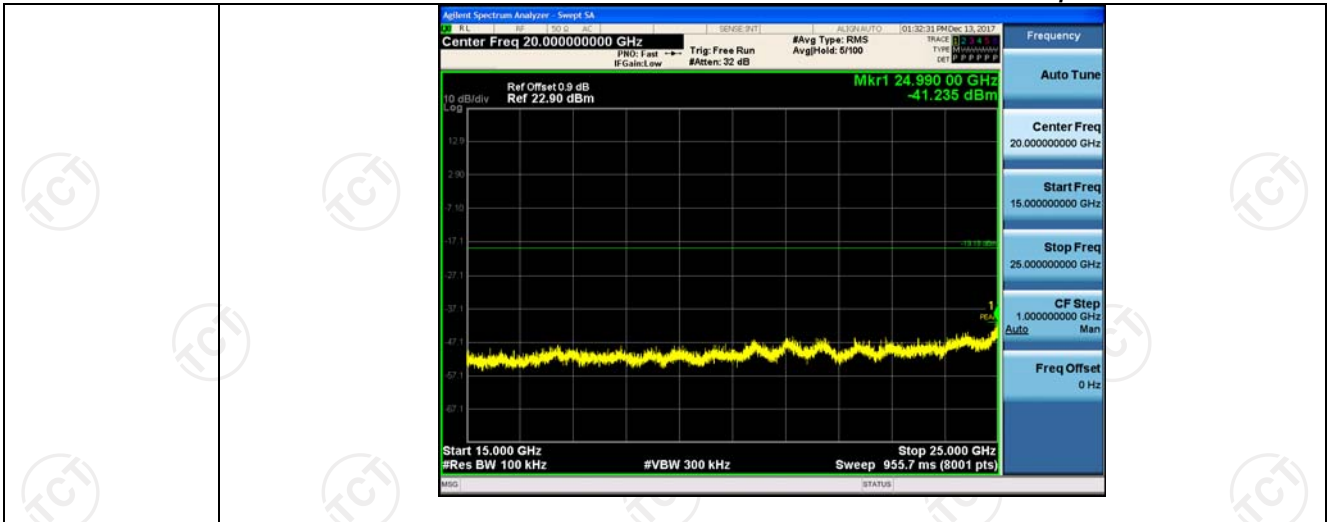




8DPSK HCH Graphs









Appendix B: Photographs of Test Setup

Product: Container Bluetooth Speaker

Model: DC-1026


Radiated Emission






CE




Appendix C: Photographs of EUT
Product: Container Bluetooth Speaker
Model: DC-1026
External Photos













Product: Container Bluetooth Speaker
Model: DC-1026
Internal Photos







*******END OF REPORT*******