

VIVITAR®

STEREO PAIRING



2 PACK

TRUE WIRELESS BLUETOOTH® SPEAKERS

User's Manual: TWS-FD

BC

Safety Precautions

When using your True Wireless Bluetooth® Speakers, basic safety precautions should always be followed, including:

1. READ ALL INSTRUCTIONS BEFORE USING YOUR SPEAKERS.
2. Do not use your speakers near water. Do not place your speakers on any wet surfaces.
4. Do not allow children to play with your speakers without adult supervision.
5. Do not expose your speakers to excessive heat, flames, or fire.
6. Always press all buttons carefully. Do not pull on the charging cable when connected to a speaker.
7. Do not use in extremely dry environments, as this can lead to static discharge during usage.
8. Do not expose the speakers to temperatures above 104°F/ 40°C. Keep out of direct sunlight.
9. Do not attempt to repair the speakers yourself. Contact a qualified service center if your speakers is in need of service.
10. Do not drop, crush, throw, or expose your speakers to excessive physical trauma.
11. Your speakers is not intended for commercial use.
12. Do not place near objects that generate a strong magnetic field.
13. Unplug your speakers when not in use for long periods of time.
14. Do not charge the speakers during lightning storms.
15. Before using your speaker, inspect any ports to make sure that they are clear of dust and debris before charging.
16. Use a soft cloth or paper towel to clean the exterior of your speaker.
17. Do not put your speaker under running water. Do not allow water to enter the ports of your speaker.
18. Never use any harsh chemicals or detergents to clean. Make sure your speakers are dry before connecting the charging cable.
19. Please recycle or dispose of your speaker properly based on the laws and rules of your municipality. Contact local recycling facilities and/or the manufacturer of your speaker for further information.

Introduction

Thank you for purchasing the Vivitar True Wireless Bluetooth® Speakers, item TWS-FD. Fill your parties and events with surround sound music and exciting party lights. Please read this manual carefully before using your speakers.

Package Contents

- Two True Wireless Bluetooth® Speakers
- USB Charging Cable
- User's Manual with Warranty Information

Specifications

Bluetooth Specification: V5.0

Bluetooth Range: Up to 33 feet (10 meters)


Power Supply: DC 5V

Battery Type: 300mAh Lithium Battery

Charging Time: Approximately 1-2 Hours**

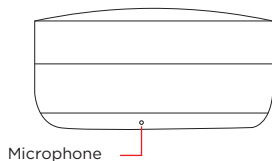
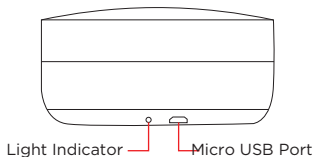
Play Time: Approximately 1-2 Hours**

**Applicable at 50% of maximum volume. Results will be lower when volume is higher.

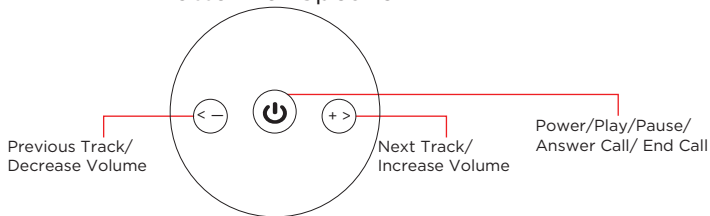
 <p>CAUTION</p>	<p>BATTERY WARNING:</p> <ul style="list-style-type: none">-The device is equipped with an integrated lithium battery. The battery cannot be replaced. Do not attempt to remove the battery from the device.-Do not dispose of in fire or expose to excessive heat.-Do not crush, puncture, incinerate, or short circuit external contacts.-Please recycle or dispose of the battery properly. Contact your local recycling facilities and/or the manufacturer for further information.
--	--

A Quick Look at Your Device

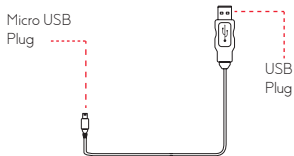
SIDE VIEWS



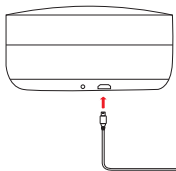
Bottom of Speaker



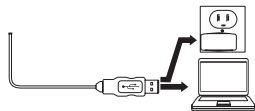
Charging Your Speaker



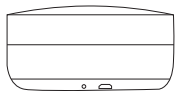
1. The USB charging cable has a Micro USB plug and a standard USB plug.



2. Insert the USB charging cable's Micro USB plug into the charging port on your speaker.



3. Insert the USB charging cable's standard USB plug into the USB port of a computer or suitable 5V 1A USB charging adapter.



● (red) = Charging
○ (off) = Fully Charged

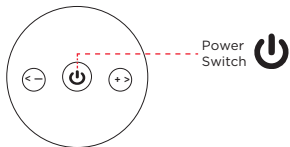
4. The Light Indicator turns red while the speaker is charging. The light will turn off when charging is complete.

NOTES:

- Charging can take approximately 2 hours to complete when the battery is fully drained.
- Remove the charging cable once charging is complete.
- Overcharging could reduce the life of the battery.
- A charged battery will lose its capacity if it is not used on a regular basis.

Important: To avoid a complete discharge of the battery, charge your speaker at least once every six months.

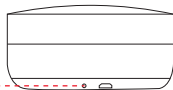
Bluetooth Pairing



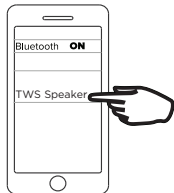
Power Switch 

1. Press and hold the Power button for 2-3 seconds to turn your speaker on.

Pairing Mode

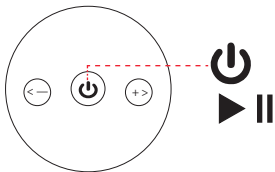


2. The Light Indicator will be flashing blue indicating it is in pairing mode.



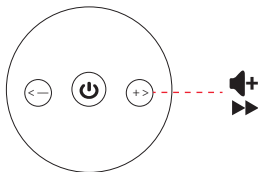
3. Go to the Bluetooth settings menu on your phone, make sure your Bluetooth is on. Connect to the device listed as "TWS Speaker".

Speaker Controls

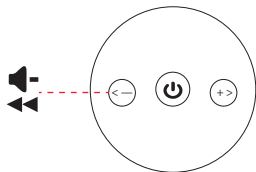


1. Press and hold the Power button for 2-3 seconds to turn your speaker ON and OFF.

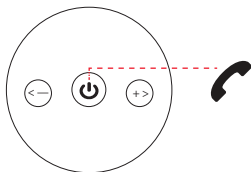
Press the Power button to play and pause music.



2. Press the +> button to go to the next track. Press and hold the button to increase the volume.

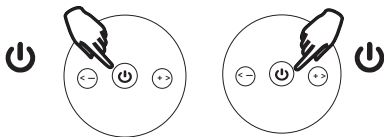


3. Press the <- button to go to the previous track. Press and hold the button to decrease the volume.

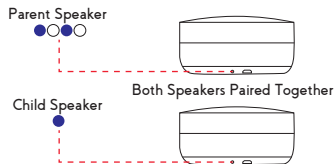


4. Press the Power button to answer a phone call. Press the Power button again to end the phone call. Note: When on a call, only your master speaker supports microphone functionality.

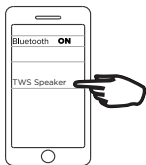
True Wireless Pairing



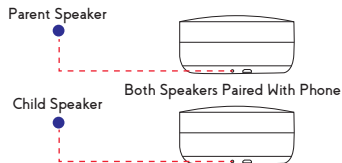
1. Press and hold the Power buttons on each speaker for 2-3 seconds to turn them ON. Wait approximately 10 seconds and your two speakers will pair together. Restart both speakers if they aren't pairing together after an extended period of time.



2. Once your two speakers are paired together, the parent speaker's indicator light will turn blue and flash. The child speaker's indicator light will turn blue and shine steadily. Note that buttons on both speakers should be functional, not just the master speaker.



3. Go to the Bluetooth settings menu on your phone, make sure your Bluetooth is on. Connect to the device listed as "TWS Speaker".



4. Once your two speakers are both paired together and with your phone, the indicator light on both speakers will remain blue, and blue indicator light will shine steadily when playing music.

FCC Statement

Changes or modifications not expressly approved by the party responsible for compliance could void the user's authority to operate the equipment.

This device complies with Part 15 of the FCC Rules. Operation is subject to the following two conditions: (1) this device may not cause harmful interference, and (2) this device must accept any interference received, including interference that may cause undesired operation.

This equipment has been tested and found to comply with the limits for a Class B digital device, pursuant to Part 15 of the FCC Rules. These limits are designed to provide reasonable protection against harmful interference in a residential installation. This equipment generates, uses and can radiate radio frequency energy and, if not installed and used in accordance with the instructions, may cause harmful interference to radio communications. However, there is no guarantee that interference will not occur in a particular installation.

If this equipment does cause harmful interference to radio or television reception, which can be determined by turning the equipment off and on, the user is encouraged to try to correct the interference by one or more of the following measures:

- Reorient or relocate the receiving antenna.
- Increase the separation between the equipment and receiver.
- Connect the equipment into an outlet on a circuit different from that to which the receiver is connected.
- Consult the dealer or an experienced radio/TV technician for help.

Vivitar One Year Warranty

This warranty covers the original consumer purchaser only and is not transferable.

This warranty covers products that fail to function properly UNDER NORMAL USAGE, due to defects in material or workmanship. Your product will be repaired or replaced at no charge for parts or labor for a period of one year.

What Is Not Covered by Warranty

Damages or malfunctions not resulting from defects in material or workmanship and damages or malfunctions from other than normal use, including but limited to, repair by unauthorized parties, tampering, modification or accident.

To Obtain Warranty Service and Troubleshooting Information:

Call 1-800-592-9541 or visit our website at www.vivitar.com.

To receive warranty service along with the name and address of an authorized product service center, the original consumer purchaser must contact us for problem determination and service procedures. Proof of purchase in the form of a bill of sale or receipted invoice, evidencing that the product is within the applicable warranty period(s), MUST be presented in order to obtain the requested service. It is your responsibility to properly package and send any defective products along with a dated copy of proof of purchase, a written explanation of the problem, and a valid return address to the authorized service center at your expense. Do not include any other items or accessories with the defective product. Any products received by the authorized service center that are not covered by warranty will be returned unrepaired.

© 2020 Sakar International
195 Carter Drive
Edison, NJ 08817
Support: 800 592 9541
www.vivitar.com

Vivitar One Year Warranty (continued)

NO WARRANTIES, WHETHER EXPRESS OR IMPLIED, INCLUDING, BUT NOT LIMITED TO, ANY IMPLIED WARRANTIES OF MERCHANTABILITY OR FITNESS FOR A PARTICULAR PURPOSE, OTHER THAN THOSE EXPRESSLY DESCRIBED ABOVE SHALL APPLY. DISTRIBUTOR FURTHER DISCLAIMS ALL WARRANTIES AFTER THE EXPRESS WARRANTY PERIOD STATED ABOVE. NO OTHER EXPRESS WARRANTY OR GUARANTY GIVEN BY ANY PERSON, FIRM OR ENTITY WITH RESPECT TO THE PRODUCT SHALL BE BINDING ON DISTRIBUTOR. REPAIR, REPLACEMENT, OR REFUND OF THE ORIGINAL PURCHASE PRICE - AT DISTRIBUTOR'S SOLE DISCRETION - ARE THE EXCLUSIVE REMEDIES OF THE CONSUMER. IN NO EVENT WILL DISTRIBUTOR, ITS MANUFACTURERS, OR SAKAR INT. BE LIABLE FOR ANY INCIDENTAL, DIRECT, INDIRECT, SPECIAL, PUNITIVE OR CONSEQUENTIAL DAMAGES (SUCH AS, BUT NOT LIMITED TO, DAMAGES FOR LOSS OF PROFITS, BUSINESS, SAVINGS, DATA OR RECORDS) CAUSED BY THE USE, MISUSE OR INABILITY TO USE THE PRODUCT. EXCEPT AS STATED HEREIN, NO OTHER WARRANTIES SHALL APPLY. NOTWITHSTANDING THE FOREGOING, CONSUMER'S RECOVERY AGAINST DISTRIBUTOR SHALL NOT EXCEED THE PURCHASE PRICE OF THE PRODUCT SOLD BY DISTRIBUTOR. THIS WARRANTY SHALL NOT EXTEND TO ANYONE OTHER THAN THE ORIGINAL CONSUMER WHO PURCHASED THE PRODUCT AND IS NOT TRANSFERABLE.

Some countries, states or provinces do not allow the exclusion or limitation of incidental or consequential damages or allow limitations on warranties, so limitation or exclusions may not apply to you. This warranty gives you specific legal rights, and you may have other rights that vary from state to state or province to province. Contact your authorized retailer to determine if another warranty applies.



VIVITAR®

The Bluetooth® word mark and logos are registered trademarks owned by the Bluetooth SIG, Inc. and any use of such marks by Sakar International is under license. Other trademarks and trade names are those of their respective owners.”