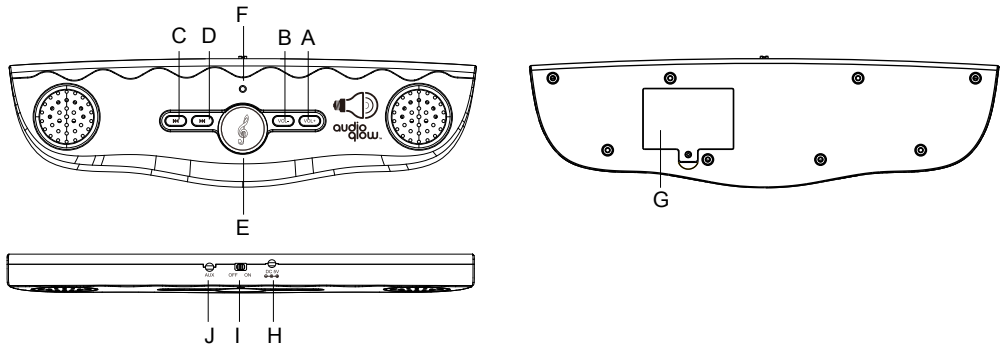


Manual for Bluetooth Music Yoga Matt Item number:TM-003



- | | |
|----------------------------|-----------------------|
| A: Volume + | B: Volume – |
| C: Select button up | D: Select button down |
| E: Play or pause | F: Indicator light |
| G: Build-in Battery 800mAh | H: Power interface |
| I: Power ON/OFF | J: LINE in/AUX in |

Produce solution

Power on, if you connect LINE, then LINE default. No LINE, then Bluetooth default.











When the voltage of the product is lower than 3.3v, will have a warning tone. When the voltage is or lower to 3.1v, will issue a beep sound and shutdown.

Charging

- 1, Please choose standard power DC5V/500MA and use Micro USB for charging.
- 2, Charging 1.5-3hours to full power.
- 3, Initial charging time should be 12 hours to ensure battery fully activated.
- 4, When product in charging, the red indicator light on.
- 5, When red indicator lights off, means power is full.

Operation Instructions

1, Switch power on, and Music Matt will have a response ring, the blue&red indicator will light on and flash, then bluetooth function is available. The Bluetooth speaker user name is TM-003. When you pair with the Music Matt, the red light will stop flash, and only blue light indicator light on.

- When linked with Bluetooth
 - 1, Short press  to next song.
 - 2, Short press  to last song.
 - 3, Short press  to play or to pause.
 - 4, Long press  Volume up.
 - 5, Long press  Volume down.
- When Line in(Aux in)
 - 1, Long press  Volume up.
 - 2, Long press  Volume down.
 - 3,  ,  and  are invalid.

Light indicator specification

- When linked with Bluetooth
1, Alternating red and blue lights flashing when in searching state

2,Bluetooth connected/playing/pause, blue light long light on.

- Line in(Aux in)

Blue indicator light on

- when in Charging

When in charging, red indicator light on. When power is full, red indicator will light off.

Product Specifications

Category	Program	Description
Bluetooth	Standard	Bluetooth 3.0+EDR
	Frequency range	2.4 ~ 2.48GHz
	Range	≤10meters
	Communication protocol	HSP/HFP、A2DP、AVRCP、PBAP profiles
Audio	power amplifier	HT6809 Dual channel stereo output
	Speaker	3W
	Output Power	3W
	Frequency response	150Hz-15KHz
Power supply	Impedance	4R
	The battery type	Built-in rechargeable battery 800mAh
	Charging voltage	DC5V

Warning: Changes or modifications to this unit not expressly approved by the party responsible for compliance could void the user's authority to operate the equipment.

Note: This equipment has been tested and found to comply with the limits for a Class B digital device, pursuant to Part 15 of the FCC Rules.

These limits are designed to provide reasonable protection against harmful interference in a residential installation. This equipment generates, uses and can radiate radio frequency energy and, if not installed and used in accordance with the instructions, may cause harmful interference to radio communications. However, there is no guarantee that interference will not occur in a particular installation. If this equipment does cause harmful interference to radio or television reception, which can be determined by turning the equipment off and on, the user is encouraged to try to correct the interference by one or more of the following measures:

- Reorient or relocate the receiving antenna.
- Increase the separation between the equipment and receiver.
- Connect the equipment into an outlet on a circuit different from that to which the receiver is connected.
- Consult the dealer or an experienced radio/TV technician for help.

The device has been evaluated to meet general RF exposure requirement. The device can be used in portable exposure condition without restriction.