



Bluetooth Speaker  
DC-1308



USER'S MANUAL

ITEM : VSS113

# Important Safety Precautions

When using your Floating Bluetooth Speaker, basic safety precautions should always be followed, including the following:

1. READ ALL INSTRUCTIONS BEFORE USING YOUR SPEAKER.
2. Clean using a soft cloth or paper towel.
3. This product is not a toy, keep out of reach from infants. Parental supervision is advised.
4. Do not expose your speaker to excessive heat, flames or fire.
5. Always press all buttons or switches carefully. Do not manhandle your speaker.
6. Do not use in extremely dry environments as this can lead to static discharge during usage.
7. Do not expose your speaker to temperatures above 104°F and 40°C.
8. Do not attempt to repair this product yourself. Contact a qualified service center if your speaker is in need of service.
9. Do not drop, throw, puncture, nor expose your speaker to excessive trauma.
10. Your speaker is not intended for commercial use.
11. Do not place near objects that generate a strong magnetic field.
12. Unplug your speaker when not in use for long periods of time or during lightning storms.



## CAUTION

### **BATTERY WARNING:**

- The device is equipped with an integrated lithium ion battery. The battery cannot be replaced. Do not attempt to remove the battery from the device.
- Do not dispose of in fire or expose to excessive heat.
- Do not crush, puncture, incinerate, or short circuit external contacts.
- Please recycle or dispose of the battery properly. Contact your local recycling facilities and/or the manufacturer for further information.

# Introduction

Thank you for purchasing the Vivitar Floating Bluetooth Speaker, item VSS113. You can use your speaker with most smartphones and Bluetooth devices to stream music wirelessly. In addition, your speaker is perfect to use at the beach or by the pool. Read this manual carefully before using and enjoying your new speaker.

## Package Contents

- VSS113 Float Tunes Floating Bluetooth Speaker
- USB Charging Cable
- User's Manual with Warranty Information

## Specifications

Bluetooth Specification: V5

Bluetooth Range: Approximately 10 Meters

DC Input: 3.7V/100mA

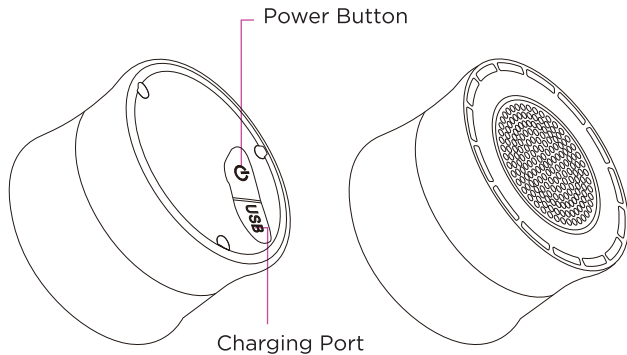
Battery Type: 3.7V 300mAh Lithium Battery

Play Time: Approximately 2-3 hours\*

Charging Time: Approximately 3 hours

\*Applicable at 50% of maximum volume. Results will be lower when volume is higher.

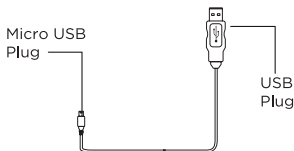
# A Quick Look at Your Speaker



**Bottom View**

**Top View**

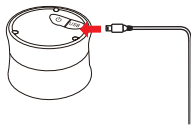
# Charging Your Speaker



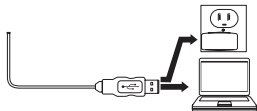
1. The USB charging cable has a Micro USB plug and a standard USB plug.



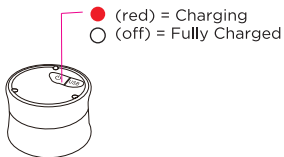
2. Pull open your speaker's charging port cover to access the Charging Port. Close the cover before using your speaker near water.



3. Insert the USB charging cable's Micro USB plug into the Charging Port.



4. Insert the USB charging cable's standard USB plug into the USB port of a computer or suitable USB charging adapter.



5. The LED Indicator Light turns red while the speaker is charging. When the speaker is fully charged, the indicator light turns off.

## NOTES:

--Remove the charging cable once charging is complete.

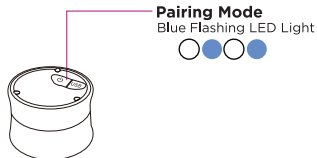
--Overcharging could reduce the life of the battery.

--A charged battery will lose its capacity if it is not used on a regular basis.

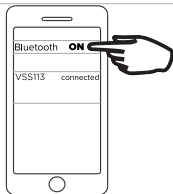
# Pairing Your Speaker with a Bluetooth Device



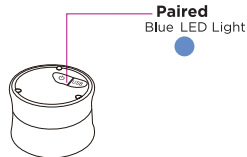
1. Press and hold the Power Button for approximately 3-4 seconds to power on your speaker.



2. The LED Indicator Light will turn blue and rapidly flash to indicate that your speaker is in pairing mode.



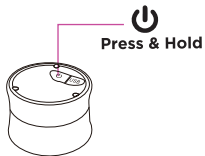
3. Go to the Bluetooth settings menu on your phone. Make sure that Bluetooth is turned on. Connect to the device listed as "VSS113."



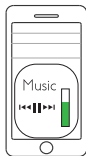
4. The LED Indicator Light will remain blue and stop flashing to indicate that your speaker is paired with your phone. Note that the light may blink anytime music is playing.

# Using Your Speaker

1. Press and hold the power button to turn your speaker ON/ OFF. If you have already paired your speaker to your Bluetooth device, they will automatically remain paired each time you power on your speaker.



2. You can adjust volume and playback settings on your phone or connected audio device.



3. Inflate the flotation device by manually blowing air into the designated nozzle. Do not over-inflate, as this can cause tearing and or popping of the flotation device.

# Maintenance and Care

- Before using your speaker, inspect the ports to make sure that they are clear of dust and debris before charging.
- Use a dry, soft cloth to clean your speaker. Never use any harsh chemicals or detergents.
- Make sure your speaker is dry before charging.
- When your speaker is not in use, it should be stored in a cool, dry place.
- Never tug or yank on the USB charging cable while it is connected to your speaker. Connect and disconnect cables as carefully as possible.
- Never expose your speaker to high temperatures or extreme cold.
- Please recycle or dispose of your speaker properly based on the laws and rules of your municipality. Contact local recycling facilities and/or the manufacturer of your speaker for further information.





# FCC Statement

Changes or modifications not expressly approved by the party responsible for compliance could void the user's authority to operate the equipment.

This device complies with Part 15 of the FCC Rules. Operation is subject to the following two conditions: (1) this device may not cause harmful interference, and (2) this device must accept any interference received, including interference that may cause undesired operation.

This equipment has been tested and found to comply with the limits for a Class B digital device, pursuant to Part 15 of the FCC Rules. These limits are designed to provide reasonable protection against harmful interference in a residential installation. This equipment generates, uses and can radiate radio frequency energy and, if not installed and used in accordance with the instructions, may cause harmful interference to radio communications. However, there is no guarantee that interference will not occur in a particular installation. If this equipment does cause harmful interference to radio or television reception, which can be determined by turning the equipment off and on, the user is encouraged to try to correct the interference by one or more of the following measures:

- Reorient or relocate the receiving antenna.
- Increase the separation between the equipment and receiver.
- Connect the equipment into an outlet on a circuit different from that to which the receiver is connected.
- Consult the dealer or an experienced radio/TV technician for help.

# Vivitar One Year Warranty

This warranty covers the original consumer purchaser only and is not transferable.

This warranty covers products that fail to function properly UNDER NORMAL USAGE, due to defects in material or workmanship. Your product will be repaired or replaced at no charge for parts or labor for a period of one year.

## What Is Not Covered by Warranty

Damages or malfunctions not resulting from defects in material or workmanship and damages or malfunctions from other than normal use, including but limited to, repair by unauthorized parties, tampering, modification or accident.

## To Obtain Warranty Service and Troubleshooting Information:

Call 1-800-592-9541 in the U.S. or 0-800-917-4831 in the UK or visit our website at [www.vivitar.com](http://www.vivitar.com).

To receive warranty service along with the name and address of an authorized product service center, the original consumer purchaser must contact us for problem determination and service procedures. Proof of purchase in the form of a bill of sale or receipted invoice, evidencing that the product is within the applicable warranty period(s), MUST be presented in order to obtain the requested service. It is your responsibility to properly package and send any defective products along with a dated copy of proof of purchase, a written explanation of the problem, and a valid return address to the authorized service center at your expense. Do not include any other items or accessories with the defective product. Any products received by the authorized service center that are not covered by warranty will be returned unrepared.

## **Vivitar One Year Warranty (continued)**

NO WARRANTIES, WHETHER EXPRESS OR IMPLIED, INCLUDING, BUT NOT LIMITED TO, ANY IMPLIED WARRANTIES OF MERCHANTABILITY OR FITNESS FOR A PARTICULAR PURPOSE, OTHER THAN THOSE EXPRESSLY DESCRIBED ABOVE SHALL APPLY. DISTRIBUTOR FURTHER DISCLAIMS ALL WARRANTIES AFTER THE EXPRESS WARRANTY PERIOD STATED ABOVE. NO OTHER EXPRESS WARRANTY OR GUARANTY GIVEN BY ANY PERSON, FIRM OR ENTITY WITH RESPECT TO THE PRODUCT SHALL BE BINDING ON DISTRIBUTOR. REPAIR, REPLACEMENT, OR REFUND OF THE ORIGINAL PURCHASE PRICE - AT DISTRIBUTOR'S SOLE DISCRETION - ARE THE EXCLUSIVE REMEDIES OF THE CONSUMER. IN NO EVENT WILL DISTRIBUTOR, ITS MANUFACTURERS, OR SAKAR INT. BE LIABLE FOR ANY INCIDENTAL, DIRECT, INDIRECT, SPECIAL, PUNITIVE OR CONSEQUENTIAL DAMAGES (SUCH AS, BUT NOT LIMITED TO, DAMAGES FOR LOSS OF PROFITS, BUSINESS, SAVINGS, DATA OR RECORDS) CAUSED BY THE USE, MISUSE OR INABILITY TO USE THE PRODUCT. EXCEPT AS STATED HEREIN, NO OTHER WARRANTIES SHALL APPLY. NOTWITHSTANDING THE FOREGOING, CONSUMER'S RECOVERY AGAINST DISTRIBUTOR SHALL NOT EXCEED THE PURCHASE PRICE OF THE PRODUCT SOLD BY DISTRIBUTOR. THIS WARRANTY SHALL NOT EXTEND TO ANYONE OTHER THAN THE ORIGINAL CONSUMER WHO PURCHASED THE PRODUCT AND IS NOT TRANSFERABLE.

Some countries, states or provinces do not allow the exclusion or limitation of incidental or consequential damages or allow limitations on warranties, so limitation or exclusions may not apply to you. This warranty gives you specific legal rights, and you may have other rights that vary from state to state or province to province. Contact your authorized retailer to determine if another warranty applies.

The Bluetooth® word mark and logos are registered trademarks owned by the Bluetooth SIG, Inc. and any use of such marks by Sakar International is under license. Other trademarks and trade names are those of their respective owners.