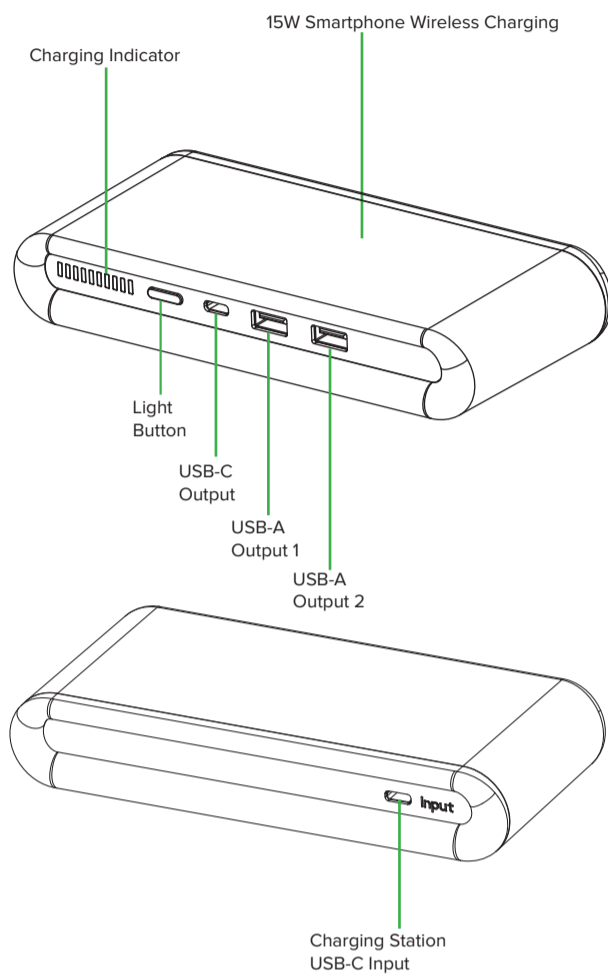


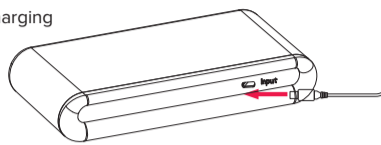
Thank you for purchasing the Multi-Port Wireless Charging Station, item OD-ACW0925. Extend the amount of devices you can charge at once in one easy to manage space. Please read this manual carefully before charging devices with the charging station.

### A QUICK LOOK




### USING YOUR CHARGING STATION

1. Insert the included USB charging cable's USB-C plug into the USB-C Input of the desktop charging station.



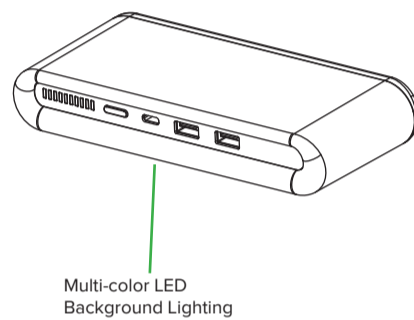
2. Insert the USB charging cable's USB-A plug into the USB port of a suitable USB charging adapter.



3. The charging indicator light will turn blue and then off when it enters working mode. In working mode you can begin charging up to four devices.

NOTE: When charging four devices at once, it is recommended to use a plug-in adapter with power above DC9V 5A (45W) for best results.

4. The charging station comes with Multi-Color background lights located at the bottom of the device. Press the light button to turn on the light. Press repeatedly to change the light color, mode, and to turn off the light.



### CHARGING SMARTPHONE S

If you have a phone with Qi wireless charging capability, place it on the charging pad to charge it. The back of the device should be laid flat on the charging pad. Make sure to remove any phone case before charging.

For best results try to place your phone as close to the center of the charging pad as possible. While charging the charging indicator light will turn blue.

If your phone is not Qi wireless compatible, connect it to the charging station's USB-C or USB-A output port with the device's charging cable (not included).

When properly connected to the charging station, your phone will start to be charged. View the device's display screen to see charging progress.

Note: Be careful using your phone while it is on the charging pad avoiding abrupt motions. Your phone may disconnect, leading to possible damage.

**Warning:** do not place any metallic items other than compatible smartphones on the charging surface.

NOTE: On iPhones 8 and higher, there may be some heating while charging. If your phone becomes too hot while charging it is possible that the phone limits wireless charging to 80%. Remove the phone from the charger, wait until it cools, and try charging again, making sure to charge in a cool, dry place.

### SPECIFICATION S

Charging Input: DC9V 3A-5A  
Wireless Charger Output: 15W/10W/7.5W/5W  
USB-A/USB-C Output: DC5V 3A (max) for one or three ports total

### CONTENT S

- Multi-port Charging Station
- USB-C Charging Cable
- User Manual with Warranty Information

### VIVITA R ONE YEAR WARRANTY

This warranty covers the original consumer purchaser only and is not transferable. This warranty covers products that fail to function properly UNDER NORMAL USAGE, due to defects in material or workmanship. Your product will be repaired or replaced at no charge for parts or labor for a period of one year.

What Is Not Covered by Warranty  
Damages or malfunctions not resulting from defects in material or workmanship and damages or malfunctions from other than normal use, including but limited to, repair by unauthorized parties, tampering, modification or accident.

To Obtain Warranty Service and Troubleshooting Information:  
Call 1-800-592-9541 in the U.S. or visit our website at [www.vivitar.com](http://www.vivitar.com).

To receive Warranty service along with the name and address of an authorized product service center, the original consumer purchaser must contact us for problem determination and service procedures. Proof of purchase in the form of a bill of sale or receipted invoice, evidencing that the product is within the applicable Warranty period(s), MUST be presented in order to obtain the requested service. It is your responsibility to properly package and send any defective products along with a dated copy of proof of purchase, a written explanation of the problem, and a valid return address to the authorized service center at your expense. Do not include any other items or accessories with the defective product. Any products received by the authorized service center that are not covered by warranty will be returned unrepaid.

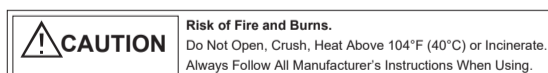
NO WARRANTIES, WHETHER EXPRESS OR IMPLIED, INCLUDING, BUT NOT LIMITED TO, ANY IMPLIED WARRANTIES OF MERCHANTABILITY OR FITNESS FOR A PARTICULAR PURPOSE, OTHER THAN THOSE EXPRESSLY DESCRIBED ABOVE SHALL APPLY. DISTRIBUTOR FURTHER DISCLAIMS ALL WARRANTIES AFTER THE EXPRESS WARRANTY PERIOD STATED ABOVE. NO OTHER EXPRESS WARRANTY OR GUARANTY GIVEN BY ANY PERSON, FIRM OR ENTITY WITH RESPECT TO THE PRODUCT SHALL BE BINDING ON DISTRIBUTOR. REPAIR, REPLACEMENT, OR REFUND OF THE ORIGINAL PURCHASE PRICE - AT DISTRIBUTOR'S SOLE DISCRETION - ARE THE EXCLUSIVE REMEDIES OF THE CONSUMER. IN NO EVENT WILL DISTRIBUTOR, ITS MANUFACTURERS, OR SAKAR INT. BE LIABLE FOR ANY INCIDENTAL, DIRECT, INDIRECT, SPECIAL, PUNITIVE OR CONSEQUENTIAL DAMAGES (SUCH AS, BUT NOT LIMITED TO, DAMAGES FOR LOSS OF PROFITS, BUSINESS, SAVINGS, DATA OR RECORDS) CAUSED BY THE USE, MISUSE OR INABILITY TO USE THE PRODUCT. EXCEPT AS STATED HEREIN, NO OTHER WARRANTIES SHALL APPLY. NOTWITHSTANDING THE FOREGOING, CONSUMER'S RECOVERY AGAINST DISTRIBUTOR SHALL NOT EXCEED THE PURCHASE PRICE OF THE PRODUCT SOLD BY DISTRIBUTOR. THIS WARRANTY SHALL NOT EXTEND TO ANYONE OTHER THAN THE ORIGINAL CONSUMER WHO PURCHASED THE PRODUCT AND IS NOT TRANSFERABLE.

Some countries, states or provinces do not allow the exclusion or limitation of incidental or consequential damages or allow limitations on warranties, so limitation or exclusions may not apply to you. This warranty gives you specific legal rights, and you may have other rights that vary from state to state or province to province. Contact your authorized retailer to determine if another warranty applies. This product is manufactured, distributed and sold by SAKAR International, Inc. All other trademarks are the property of the respective owner, who has not sponsored, endorsed or approved this product.

### IMPORTANT SAFETY PRECAUTIONS

When using your Charging Station, basic safety precautions should always be followed, including the following:

1. READ ALL INSTRUCTIONS BEFORE USING YOUR CHARGING STATION.
2. Never expose your charging station to high temperatures, extreme cold, high humidity or any moisture or water.
3. In order to avoid the risk of electric shock, never attempt to open your charging station or repair it without the assistance of a certified professional.
4. Your charging station is not to be used by children without adult supervision.
5. When your smartphone or USB device is fully charged, unplug it from your charging station.
6. Do not use your charging station at temperatures under 32°F (0°C) or over 104°F (40°C).
7. Do not drop your charging station, throw it, or subject it to strong impacts or physical trauma.
8. If you detect any abnormalities when using your charging station, contact the manufacturer for support. In addition, do not continue to use your charging station if you detect any leakage, smoke or fire.
9. If fluid from inside the charging station gets into your eyes, do not rub your eyes. Wash your eyes with clean water and immediately contact a physician.
10. When connected do not place your charging station on flammable materials such as rugs, carpets or bedding.
11. Clean your charging station using a soft cloth or paper towel.
12. Do not use harsh chemicals when cleaning your charging station, and never submerge your charging station in water.
13. Do not place any metallic items other than compatible smartphones on the charging surface.
14. Only place Qi compatible phones on the charging surface. The use of incompatible phones can cause your charger to overheat.
15. Wireless charging may cause interference to radio equipment and should not be installed near maritime safety communications equipment or other critical navigation or communication equipment operating between 0.45-30 MHz



### MAINTENANCE AND CARE

- Before using your charging station, inspect the ports and plugs to make sure that they are clear of dust and debris before charging a device or inserting a USB cable.
- Use a soft cloth to clean your charging station. Never use any harsh chemicals or detergents. Make sure your charging station is dry before using.
- When your charging station is not in use, it should be stored in a cool, dry place.
- Never tug or yank on a USB cable that is connected to your charging station. Connect and disconnect all cables as carefully as possible.
- Please recycle or dispose of your charging station properly based on the laws and rules of your municipality. Contact local recycling facilities and/or the manufacturer of your product for further information.

### FCC STATEMENT

This device complies with Part 15 of the FCC Rules. Operation is subject to the following two conditions:

- (1) This device may not cause harmful interference, and
- (2) This device must accept any interference received, including interference that may cause undesired operation.

Warning: Changes or modifications not expressly approved by the party responsible for compliance could void the user's authority to operate the equipment.

NOTE: This equipment has been tested and found to comply with the limits for a Class B digital device, pursuant to Part 15 of the FCC Rules. These limits are designed to provide reasonable protection against harmful interference in a residential installation. This equipment generates uses and can radiate radio frequency energy and, if not installed and used in accordance with the instructions, may cause harmful interference to radio communications. However, there is no guarantee that interference will not occur in a particular installation. If this equipment does cause harmful interference to radio or television reception, which can be determined by turning the equipment off and on, the user is encouraged to try to correct the interference by one or more of the following measures:

- Reorient or relocate the receiving antenna.
- Increase the separation between the equipment and receiver.
- Connect the equipment into an outlet on a circuit different from that to which the receiver is connected.
- Consult the dealer or an experienced radio/TV technician for help.

FCC Radiation Exposure Statement:

This equipment complies with FCC radiation exposure limits set forth for an uncontrolled environment. This equipment should be installed and operated with minimum distance 20cm between the radiator & your body.

