

Appendix IV EUT Internal Photographs

Photo 6 Internal of EUT



Photo 7 Appearance of PCB



Photo 8 Appearance of PCB




Photo 9 Appearance of PCB





Photo 10 Appearance of PCB



Antenna

Photo 11 Appearance of PCB




Photo 12 Appearance of PCB

