


RADIATED EMISSION TEST SET-UP

Front View (Below 1GHz)




Back View (Below 1GHz)




The EUT is placed at the center of turntable

Front View (Above 1GHz)



Back View (Above 1GHz)



The EUT is placed at the center of turntable