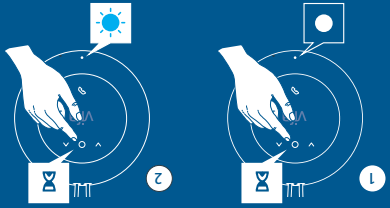


The status indicator turns solid BLUE when a VIFA CITY speaker connection is established. Bluetooth device.



To turn Vifa City on, press and hold the MODE button until the status indicator turns ON. Press and hold the MODE button until the status indicator flashes BLUE.



CONNECTING WITH BLUETOOTH

The status indicator turns solid GREEN when wired playback is enabled.



To turn Vifa City on, press and hold the MODE button until the status indicator turns ON. Connect the USB-C cable.

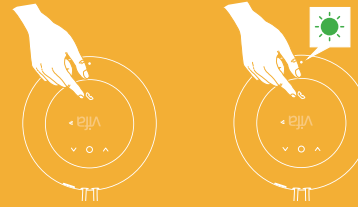


WIRED CONNECTION

Press and hold the Phone button.



Briefly press the GREEN. Briefly press the Phone button.



SPEAKER PHONE

TURN ON
Press and hold the MODE button until the status indicator turns solid WHITE.

TURN OFF
Press and hold the MODE button until the status indicator flashes WHITE. Then release.

POWER SAVING
After 30 minutes of no action Vifa City enters sleep mode. After 3 minutes of no action Vifa City turns off automatic.

To charge, plug USB-C cable in USB power adapter or computer and connect to your speaker. Light indicator shows the charging progress. *Please note that power adapter is not included with the product. When not charging and battery level is below 10%, the battery indicator will light up red.*



CHARGE AND TURN ON

IN THE BOX



1 x Vifa City speaker, 1 x Travel bag, 1 x USB-C cable, Quick guide including Safety instructions and Warranty.



Support
If you experience issues that are not described in this quick guide, please refer to vifa.dk/support for more information.



Register your Vifa City. We encourage you to register your speaker at vifa.dk/support.

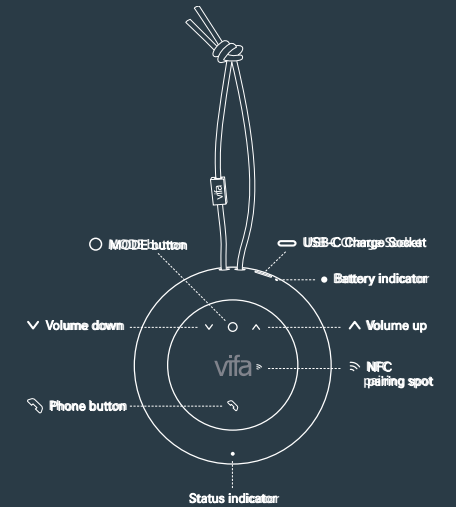


2019 05 Rev. V6

VIFA CITY

QUICK GUIDE | MODEL: VIFA110

BUTTONS AND INDICATORS



- WHITE - No connections active
- GREEN - USB-C connection
- BLUE - Bluetooth connection
- RED - Fault indications

LIMITED WARRANTY

This warranty applies for products (each a "Product") made by Vifa Denmark A/S ("Vifa"). Vifa warrants ("Limited Warranty") that the Product is free of defects in materials and workmanship at the time of its original purchase from an authorized reseller by the end-user (the "Customer" or "you").

What is covered by this warranty

All defects in material and workmanship. This Limited Warranty covers the functionality of the Product for its normal, intended use in an environment as specified in the Owner's Manual only and does not cover malfunctions that result from improper or unreasonable use or maintenance, e.g. accident, excess moisture, improper packing, lightning, power surges, or unauthorized tampering, alteration or modification not authorized by Vifa. This Limited Warranty is limited to the repair or replacement of the Product at Vifa's decision, and neither costs for transportation, removal, nor installation of a Product is covered by this Limited Warranty.

For how long

Unless otherwise explicitly stated in documents provided in connection with the purchase, the guarantee period is 24 months/2 years within the European Union, and 12 months/1 year in the rest of the world, unless national regulations determine it differently. The guarantee period starts when the product(s) is invoiced to customer. However, the guarantee period is ceased immediately if the product is repaired or moderated by persons/companies that are not authorized by Vifa, or if the serial number has for whatever reason been removed from the product.

What Vifa will do

If Vifa receives, during the applicable warranty period, a valid notice of a defect in any product which is covered by Vifa's warranty, Vifa will, at Vifa's option, within a reasonable time after being notified of the defect (a) repair the defect at no charge, using new or refurbished replacement parts, (b) replace the product or (c) refund the purchase price of the product. Response times may vary from country to country and is among other things subject to availability of parts and transport. All replaced faulty parts and components will become the property of Vifa. Vifa shall have no obligation to repair, replace or refund until the customer returns the defective product to the authorized reseller. Any replacement product may be either new or like-new, provided that it has functionalities at least equal to that of the product being replaced. Repairs outside the Limited Warranty period or of damages not covered by this guarantee will take place only with your prior approval.

How to obtain service

In the event of a Product defect, you should take the following actions:

1. Refer to the Owner's Manual in order to identify and possibly correct the problem.
2. If the problem cannot be resolved by the reference to the Owner's Manual, please contact the authorized reseller where the Product was originally purchased to discuss your concern.
3. If necessary, the authorized reseller will arrange for repair or replacement of the Product provided that you present the original sales invoice to document the date and place of the original purchase. The terms and conditions for a repair or replacement are subject to terms of delivery agreed between you and the authorized reseller to the extent the terms are not explicitly covered by this Limited Warranty.

If you ship the Product, neither Vifa nor the authorized reseller is liable for damages to the Product caused during shipment.

Thus, we always recommend that you use the original shipping cartons for packing the Product.

Other Rights

This Limited Warranty does not affect your mandatory rights. This Limited Warranty provides you with specific rights subject to specified conditions. You may also have other mandatory legal rights depending on in which country the Product was originally purchased. This Limited Warranty does not affect such legal rights and does not preclude any legal remedy you may have under the law.

Limitations of warranty and liability

The maximum liability of Vifa shall not exceed the purchase price originally paid by you for the product. Vifa shall be liable for no more than the direct damages for bodily injury, and/or real or personal property arising from the gross negligence of Vifa. Further, Vifa shall not be liable for special, incidental, consequential or indirect damages. And, the guarantee period ceased immediately if the product is repaired or moderated by persons/companies that are not authorized by Vifa, or if the serial number has for whatever reason been removed from the product or defaced. www.vifa.dk/support

IMPORTANT STATEMENTS:

This device complies with Part 15 of the FCC Rules. Its operation is subject to the following two conditions:

1. This device may not cause interference, and
2. This device must accept any interference, including interference that may cause undesired operation.

Cet appareil est conforme à la section 15 des r ègles relatives de la FCC. Le fonctionnement de l'appareil est sujet aux deux conditions suivantes:

1. Cet appareil ne doit pas provoquer d'interférences nuisibles, et
2. Cet appareil doit tolérer les interférences reçues, y compris celles qui requièrent de provoquer un fonctionnement indésirable.

Note: This product has been tested and found to comply with the limits for a Class B digital device, pursuant to Part 15 of the FCC Rules. These limits are designed to provide reasonable protection against harmful interference in a residential installation. This product generates, uses, and can radiate radio frequency energy and, if not installed and used in accordance with the instructions, may cause harmful interference to radio communications.

However, there is no guarantee that interference will not occur in a particular installation. If this product does cause harmful interference to radio or television reception, which can be determined by turning the equipment off and on, the user is encouraged to try to correct the interference by one or more of the following measures:

- Reorient or relocate the receiving antenna.
- Increase the separation between the equipment and receiver.
- Connect the equipment into an outlet on a circuit different from that to which the receiver is connected.
- Consult the dealer or an experienced radio/TV technician for help.

Changes or modifications not expressly approved by the party responsible for compliance could void the user's authority to operate the equipment.

This device contains licence-exempt transmitter(s)/receiver(s) that comply with Innovation, Science and Economic Development Canada's licence-exempt RSS(s)

Operation is subject to the following two conditions:

1. This device may not cause interference, and
2. This device must accept any interference, including interference that may cause undesired operation of the device.

Cet appareil contient des émetteurs/récepteurs exemptés de licence conformes aux RSS (RSS(s) Innovation, Science et Développement économique Canada). L'exploitation est autorisée si elle aux deux conditions suivantes:

1. L'appareil ne doit pas produire de brouillage, et
2. L'utilisateur de l'appareil doit accepter tout brouillage radioélectrique subi, même si le brouillage est susceptible d'en compromettre le fonctionnement.

FCC/IC Radiation Exposure Statement

This equipment complies with FCC/IC RSS-102 radiation exposure limits set forth for an uncontrolled environment.

Déclaration de la FCC et de l'IC sur l'exposition aux radiations: Cet appareil est conforme à la norme RSS102 de la FCC/IC relative aux limites d'exposition aux radiations dans un environnement non contrôlé.

Vifa Denmark A/S, Mariendalsvej 2A, DK - 8800 Viborg

IMPORTANT SAFETY INSTRUCTIONS

Regulatory Safety Information

1. Read these instructions.
2. Keep these instructions.
3. Heed all warnings.
4. Follow all instructions.
5. Do not use this apparatus near water.
6. Clean only with dry cloth.
7. Do not block any ventilation openings. Install in accordance with the manufacturer's instructions.
8. Do not install near any heat sources such as radiators, heat registers, stoves, or other apparatus (including amplifiers) that produce heat.
9. Do not defeat the safety purpose of the polarized or grounding-type plug. A polarized plug has two blades with one wider than the other. A grounding type plug has two blades and a third grounding prong. The wide blade or the third prong are provided for your safety. If the provided plug does not fit into your outlet, consult an electrician for replacement of the obsolete outlet.
10. Protect the power cord from being walked on or pinched particularly at plug convenience receptacles and the point where they exit from the apparatus.
11. Only use attachments/accessories specified by the manufacturer.
12. Use only with the cart, stand, tripod, bracket or table specified by the manufacturer or sold with the apparatus. When a cart is used, use caution when moving the cart/apparatus combination to avoid injury from tip-over.
13. Unplug this apparatus during lightning storms or when unused for long periods of time.
14. Refer all servicing to qualified service personnel. Servicing is required when the apparatus has been damaged in any way, such as power supply cord or plug is damaged, liquid has been spilled or objects have fallen into the apparatus, the apparatus has been exposed to rain or moisture, does not operate normally or has been dropped.

15 To completely disconnect unit power from the AC mains, disconnect the unit's power cord from the mains socket.

1. This device may not cause interference, and
2. This device must accept any interference, including interference that may cause undesired operation of the device.

16 Important! This equipment is not intended to be used on soft-surface bedding. Blankets etc.)

17 The socket-outlet shall be easily accessible.

18 Dispose of a battery into fire or a hot oven, or mechanically crushing or cutting of a battery can result in an explosion.

19 High or low extreme temperatures that a battery can be subjected to during use is 105°C (-45°C), storage -20°C - 40°C or transportation 105°C - 45°C and low air pressure is 98-106kPa at 2000m, high altitude.

20 Leaving a battery in an extremely high temperature surrounding environment that can result in an explosion or the leakage of flammable liquid or gas.

21 Battery subjected to extremely low air pressure that may result in an explosion or the leakage of flammable liquid or gas.

22 Product label with serial number is placed beneath speaker grill.

23 CAUTION: Danger of explosion if battery is incorrectly replaced. Replace only with the same or equivalent type.

24 WARNING: The Battery (battery pack or batteries installed) shall not be exposed to excessive heat such as sunshine, fire or the like.

25 WARNING: The main plug shall remain readily operable.

26 Keep minimum distances 1cm around the apparatus for sufficient ventilation.

27 The ventilation should not be impeded by covering the ventilation openings with items, such as newspapers, table-cloths, curtains, etc.

28 Attention should be drawn to the environmental aspects of battery disposal.

29 The use of apparatus in tropical and/or moderate climates.

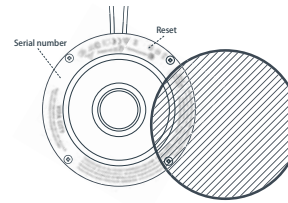
30 Risk of explosion if the battery is replaced by an incorrect type.

WARNING:

- To reduce the risk of fire and electric shock do not expose this apparatus to rain or moisture.
- Do not place objects filled with liquids such as vases on the apparatus.
- Do not open apparatus. There are no user-serviceable parts inside. Risk of electric shock inside.
- The apparatus shall not be exposed to dripping or splash- ing.
- No related flame sources, such as lighted candles, such as lighted candles, should be placed on the apparatus.

31 The lightning flash and arrow head within the triangle is a warning sign alerting you of dangerous voltage inside the product.

32 The exclamation point within the triangle is a warning sign alerting you of important instructions accompanying the product.



The **Bluetooth**® word mark and logos are registered trademarks owned by Bluetooth SIG, Inc., and any use of such marks by Vifa Denmark A/S is under license. Other trademarks and trade names are those of their respective owners.



The N-Mark is a trademark or registered trademark of NFC Forum, Inc. in the United States and in other countries.



The maximum ambient temperature should not exceed 40° C.

Vifa Denmark A/S hereby declares that the product Vifa City (VIFA110), which contains Bluetooth transceivers, complies with the essential requirements of EU directive 2014/53/EU (RED).

The radiated power for Bluetooth RF frequency range 2402-2480MHz is less than 10dBm.

The complete EU Declaration of Conformity can be downloaded from: www.vifa.dk/support

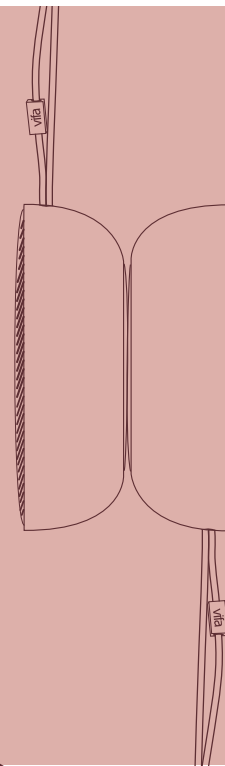
Firmware version: Equal or later than 3.0.

SPECIFICATIONS

Description	Portable wireless loudspeaker
Technical features	Bluetooth® Wireless Technology USB playback Lithium-Ion battery NFC-enabled automatic pairing
	DSP crossover, optimized for low distortion and high precision 2 channel power amplifier LINK more speakers
	Speaker phone (Incl noise/echo cancelling)
Inputs	Bluetooth® Wireless Technology USB-C
Coaxial Driver	15 mm Vifa tweeter with coated fabric dome and neodymium magnet. 65 mm Vifa woofer with aluminum cone and neodymium magnet.
Frequency response	78Hz – 20kHz@ +/-3dB
Input voltage	USB, 5V.
Sleep mode	After 3 minutes without signal
Automatic off	After 30 minutes without signal
Battery, internal	Lithium-Ion 7,4Wh
Height/Diameter	39 mm / 105 mm
Net weight	0.3 kg
Grilles	Painted Aluminum
Ingress Protection:	IPX4

KISS ' N' CONNECT

Wirelessly connect speakers together for an amplified social experience.



LINK TWO OR MORE SPEAKERS

Make sure the speakers are turned ON and a connection (Bluetooth or Wired) is made to one of them. This will be the Primary speaker in the LINK.

Place the speakers bottom to bottom as illustration shows, until the sound cue indicates successful LINK.

NOTE:

The Secondary speaker will now play the same source and its Status Indicator will show solid BLUE with soft fade outs.

More Vifa City speakers can be added following above LINK procedure. LINK mode is deactivated in Speaker phone and Bluetooth pairing mode.

BREAK THE LINK

If speakers are out of Bluetooth range. Power OFF a linked speaker.