


6. Photographs of the Test Set-Up

Photograph 1: Set-up for Conducted Emissions



Photograph 2: Set-up for Spurious Emissions for below 30MHz




Photograph 3: Set-up for Spurious Emissions for 30 - 1000MHz



Photograph 4: Set-up for Spurious Emissions for 1 - 26.5GHz




Photograph 5: Set-up for Spurious Emissions for 26.5 - 40GHz



7. Photographs of the Test Set-Up

Photograph 1: Set-up for Bottom Face



Photograph 2: Set-up for Edge 1

