



FCC PART 15E TEST REPORT FOR CERTIFICATION
On Behalf of

SHENZHEN ZOWEE TECHNOLOGY CO.,LTD

Tablet PC

Model Number: PT301, S1219T, PC'TAB100X-X("X"=0~9)

FCC ID: 2AAP6M1042M

Prepared for : SHENZHEN ZOWEE TECHNOLOGY CO.,LTD
Science &Technology Industrial Park of Privately Owned
Enterprises, Pingshan, Xili, Nanshan District, Shenzhen

Prepared By : Audix Technology (Shenzhen) Co., Ltd.
No. 6, Ke Feng Rd., 52 Block,
Shenzhen Science & Industrial Park,
Nantou, Shenzhen, Guangdong, China

Tel: (0755) 26639496

Report Number : ACS-F15229
Date of Test : Jul.24~Aug.03, 2015
Date of Report : Aug.12, 2015

TABLE OF CONTENTS

<u>Description</u>	<u>Page</u>
1. SUMMARY OF STANDARDS AND RESULTS	1-1
1.1. Description of Standards and Results	1-1
2. GENERAL INFORMATION	2-1
2.1. Description of Device (EUT)	2-1
2.2. Test Information	2-2
2.1. Tested Supporting System Details	2-3
2.2. Block diagram of connection between the EUT and simulators	2-3
2.3. Test Facility	2-4
2.4. Measurement Uncertainty (95% confidence levels, k=2)	2-4
3. POWER LINE CONDUCTED EMISSION TEST	3-1
3.1. Test Equipments	3-1
3.2. Block Diagram of Test Setup	3-1
3.3. Power Line Conducted Emission Test Limits	3-1
3.4. Configuration of EUT on Test	3-2
3.5. Operating Condition of EUT	3-2
3.6. Test Procedure	3-2
3.7. Power Line Conducted Emission Test Results	3-2
4. RADIATED EMISSION TEST	4-1
4.1. Test Equipment	4-1
4.2. Block Diagram of Test Setup	4-2
4.3. Radiated Emission Limit	4-3
4.4. EUT Configuration on Test	4-3
4.5. Operating Condition of EUT	4-4
4.6. Test Procedure	4-4
4.7. Radiated Emission Test Results	4-5
5. BAND EDGE COMPLIANCE TEST	5-1
5.1. Test Equipment	5-1
5.2. Limit	5-1
5.3. Test Produce	5-1
5.4. Test Results	5-1
6. 6dB&26dB Bandwidth Test	6-1
6.1. Test Equipment	6-1
6.2. Limit	6-1
6.3. Test Procedure	6-1
6.4. Test Results	6-1
7. OUTPUT POWER TEST	7-1
7.1. Test Equipment	7-1
7.2. Limit	7-1
7.3. Test Procedure	7-1
7.4. Test Results	7-2
8. SPECTRAL DENSITY TEST	8-1
8.1. Test Equipment	8-1
8.2. Limit	8-1
8.3. Test Procedure	8-1
8.4. Test Results	8-2
9. ANTENNA REQUIREMENT	9-1
9.1. STANDARD APPLICABLE	9-1
9.2. ANTENNA CONNECTED CONSTRUCTION	9-1
10. DEVIATION TO TEST SPECIFICATIONS	10-1

11. PHOTOGRAPH OF TEST.....	11-1
11.1. Photos of Power Line Conducted Emission Test	11-1
11.2. Photos of Radiated Emission Test	11-2
12. PHOTOGRAPH OF EUT.....	12-1

TEST REPORT CERTIFICATION

Applicant : SHENZHEN ZOWEE TECHNOLOGY CO.,LTD
 Manufacturer : SHENZHEN ZOWEE TECHNOLOGY CO.,LTD
 EUT Description : Tablet PC
 FCC ID : 2AAP6M1042M
 (A) MODEL NO. : PT301, S1219T, PC'TAB100X-X("X"=0~9)
 (B) Power Supply : DC 5V
 (C) Test Voltage : DC 5V From Adapter Input AC 120V/60Hz

Tested for comply with:
 FCC Rules and Regulations Part 15 Subpart E: 2014

Test procedure used:
 ANSI C63.10: 2013
 KDB789033D01

The device described above is tested by AUDIX TECHNOLOGY (SHENZHEN) CO., LTD. to confirm comply with all the FCC Part 15 Subpart E requirements. The test results are contained in this test report and AUDIX TECHNOLOGY (SHENZHEN) CO., LTD. is assumed full responsibility for the accuracy and completeness of these tests. Also, this report shows that the Equipment Under Test (EUT) is to be technically compliant with the FCC and IC requirements. This report contains data that are not covered by the NVLAP accreditation.

This Report is made under FCC Part 2.1075. No modifications were required during testing to bring this product into compliance.

This report applies to above tested sample only. This report shall not be reproduced in part without written approval of AUDIX TECHNOLOGY (SHENZHEN) CO., LTD.

The report must not be used by the client to claim product certification, approval, or endorsement by NVLAP, NIST, or any agency of the federal government.

Date of Test : Jul.24~Aug.03, 2015 Report of date: Aug.12, 2015

Prepared by : Cindy Zhu / Assistant Reviewed by : Sunny Lu / Assistant Manager

Approved & Authorized Signer : David Jin / Manager

1. SUMMARY OF STANDARDS AND RESULTS

1.1. Description of Standards and Results

The EUT have been tested according to the applicable standards as referenced below.

EMISSION		
Description of Test Item	Standard	Results
Power Line Conducted Emission	FCC Part 15: 15.207	N/A
Radiated Emission	FCC Part 15: 15.209	PASS
Band Edge Compliance	FCC Part 15: 15.407	PASS
6dB&26Bandwidth Test	FCC Part 15: 15.407(a)	PASS
Output Power Test	FCC Part 15: 15.407(a)	PASS
Power Spectral Density Test	FCC Part 15: 15.407(a)	PASS
Frequency Stability	FCC Part 15: 15.407(g)	PASS
Antenna requirement	FCC Part 15: 15.203	PASS

N/A is an abbreviation for Not Applicable.

2. GENERAL INFORMATION

2.1. Description of Device (EUT)

Product Name	: Tablet PC
Model Number	: PT301, S1219T, PC'TAB100X-X("X"=0~9) (Only model name and brand name difference.)
Test Model	: PT301
FCC ID	: 2AAP6M1042M
Radio	: IEEE802.11 a/b/g/n; Bluetooth V3.0+EDR; Bluetooth V4.0
Operation Frequency	: IEEE 802.11a : 5180MHz—5240MHz; 5260MHz—5320MHz; 5500MHz—5700MHz; 5745MHz—5825MHz IEEE 802.11b : 2412MHz—2462MHz IEEE 802.11g : 2412MHz—2462MHz IEEE802.11n HT20 : 2412MHz—2462MHz; 5180MHz—5240MHz;5260MHz—5320MHz; 5500MHz—5700MHz; 5745MHz—5825MHz Bluetooth : 2402-2480MHz
Modulation Technology	IEEE 802.11b: DSSS(CCK,DQPSK,DBPSK) IEEE 802.11a/g: OFDM(64QAM, 16QAM, QPSK, BPSK) : IEEE 802.11n HT20: OFDM(64QAM, 16QAM,QPSK,BPSK) Bluetooth V3.0+EDR: GFSK, $\pi/4$ DQPSK,8-DPSK Bluetooth V4.0: GFSK
Antenna Assembly	: FPC Antenna ,
Gain	Bluetooth Peak Gain: 2.64dBi 2.4GHz Peak Gain: 2.64dBi 5180-5240MHz Band: 1.99dBi; 5260-5320MHz Band: 1.18dBi 5500-5700MHz Band: 2.04dBi; 5745-5825MHz Band: 1.84dBi
Applicant	: SHENZHEN ZOWEE TECHNOLOGY CO.,LTD Science &Technology Industrial Park of Privately Owned Enterprises, Pingshan, Xili, Nanshan District, Shenzhen
Manufacturer	: SHENZHEN ZOWEE TECHNOLOGY CO.,LTD Science &Technology Industrial Park of Privately Owned Enterprises, Pingshan, Xili, Nanshan District, Shenzhen
Power Adapter	: Manufacturer: Ktec, Model No.: KSA29B0500200D5

OTG Cable : Shielded, Detachable, 10cm

USB Cable : Shielded, Detachable, 70cm(with one core)

Date of Test : Jul.24~Aug.03, 2015

Date of Receipt : Jul.14, 2015

2.2. Test Information

A special test software was used to control EUT work in Continuous TX mode (nearly 100% duty cycle), and select test channel, wireless mode and data rate.

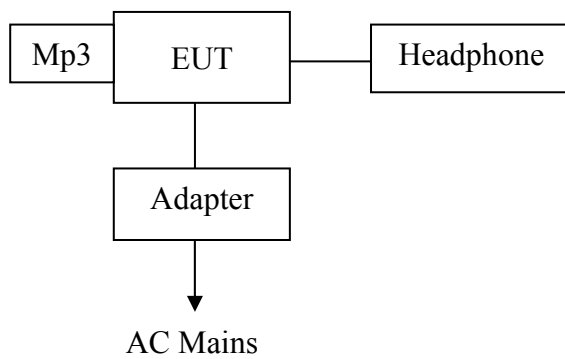
Tested mode, channel, and data rate information			
Mode	data rate (Mbps)(see Note)	Channel	Frequency (MHz)
IEEE 802.11a	MCS0	Low :CH36	5180
	MCS0	Middle: CH40	5200
	MCS0	High: CH48	5240
	MCS0	Low :CH52	5260
	MCS0	Middle: CH60	5300
	MCS0	High: CH64	5320
	MCS0	Low :CH100	5500
	MCS0	Middle: CH120	5600
	MCS0	High: CH140	5700
	MCS0	Low :CH149	5745
	MCS0	Middle: CH157	5785
	MCS0	High: CH165	5825
IEEE 802.11nHT20	MCS0	Low :CH36	5180
	MCS0	Middle: CH40	5200
	MCS0	High: CH48	5240
	MCS0	Low :CH52	5260
	MCS0	Middle: CH60	5300
	MCS0	High: CH64	5320
	MCS0	Low :CH100	5500
	MCS0	Middle: CH120	5600
	MCS0	High: CH140	5700
	MCS0	Low :CH149	5745
	MCS0	Middle: CH157	5785
	MCS0	High: CH165	5825

Note: 1. According exploratory test, EUT will have maximum output power in those data rate, so those data rate were used for all test.

2.1. Tested Supporting System Details

No.	Description	ACS No.	Manufacturer	Model	Serial Number	Approved type
1.	Headphone	ACS-EMC-EP01	OVANN	OV880V	--	<input type="checkbox"/> FCC DoC <input type="checkbox"/> BSMI ID
		Date Cable: Shielded, Undetachable, 4.0m				
2.	Mp3	--	SONY	NWZ-B172F	--	<input type="checkbox"/> FCC DoC <input type="checkbox"/> BSMI ID

2.2. Block diagram of connection between the EUT and simulators



(EUT: Tablet PC)

2.3. Test Facility

Site Description

Name of Firm	:	Audix Technology (Shenzhen) Co., Ltd. No. 6, Ke Feng Rd., 52 Block, Shenzhen Science & Industrial Park, Nantou, Shenzhen, Guangdong, China
3m Anechoic Chamber	:	Certificated by FCC, USA Registration Number: 90454 Valid Date: Dec.30, 2017
3m & 10m Anechoic Chamber	:	Certificated by FCC, USA Registration Number: 794232 Valid Date: Jul.12, 2017
EMC Lab.	:	Certificated by Industry Canada Registration Number: IC 5183A-1 Valid Date: May.14, 2017
	:	Certificated by DAkkS, Germany Registration No: D-PL-12151-01-00 Valid Date: Dec.15, 2016
	:	Accredited by NVLAP, USA NVLAP Code: 200372-0 Valid Date: Mar.31, 2016

2.4. Measurement Uncertainty (95% confidence levels, k=2)

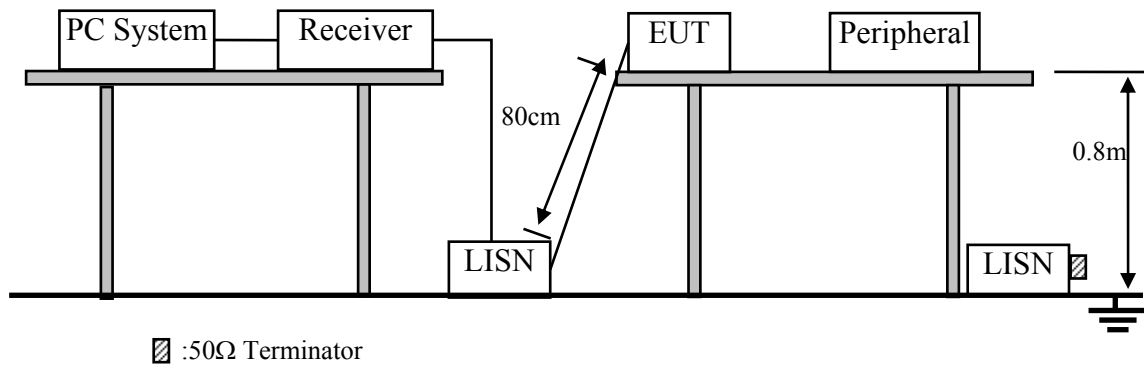
Test Item	Uncertainty
Uncertainty for Conduction emission test in No. 1 Conduction	3.4dB (150KHz to 30MHz)
Uncertainty for Radiation Emission test in 3m chamber	3.0 dB(30~200MHz, Polarize: H)
	3.0 dB(30~200MHz, Polarize: V)
	3.2 dB(200M~1GHz, Polarize: H)
	3.1 dB(200M~1GHz, Polarize: V)
Uncertainty for Radiation Emission test in 3m chamber (1GHz-18GHz)	6.3 dB (1~6GHz, Distance: 3m)
	5.7 dB (6~18GHz, Distance: 3m)
Uncertainty for Radiated Spurious Emission test in RF chamber	3.6 dB
Uncertainty for Conduction Spurious emission test	2.0 dB
Uncertainty for Output power test	0.8 dB
Uncertainty for Bandwidth test	83 kHz
Uncertainty for DC power test	0.1 %
Uncertainty for test site temperature and humidity	0.6°C
	3%

3. POWER LINE CONDUCTED EMISSION TEST

3.1. Test Equipments

Item	Equipment	Manufacturer	Model No.	Serial No.	Last Cal.	Cal. Interval
1.	1# Shielding Room	AUDIX	N/A	N/A	Apr.17,15	1 Year
2.	Test Receiver	Rohde & Schwarz	ESCI	100842	Apr.28,15	1 Year
3.	L.I.S.N.#1	Rohde & Schwarz	ESH2-Z5	100429	Oct.29,14	1 Year
4.	L.I.S.N.#2	Kyoritsu	K NW-403D	8-1750-2	Apr.28,15	1 Year
5.	Terminator	Hubersuhner	50Ω	No.1	Apr.28,15	1 Year
6.	Terminator	Hubersuhner	50Ω	No.2	Apr.28,15	1 Year
7.	RF Cable	MIYAZAKI	3D-2W	No.1	Apr.28,15	1Year
8.	Coaxial Switch	Anritsu	MP59B	6200766906	Apr.28,15	1 Year
9.	Pulse Limiter	Rohde & Schwarz	ESH3-Z2	101838	Oct.29,14	1 Year
10.	Test Software	AUDIX	E3	6.100913a	N/A	N/A

3.2. Block Diagram of Test Setup



3.3. Power Line Conducted Emission Test Limits

Frequency	Maximum RF Line Voltage	
	Quasi-Peak Level dB(μV)	Average Level dB(μV)
150kHz ~ 500kHz	66 ~ 56*	56 ~ 46*
500kHz ~ 5MHz	56	46
5MHz ~ 30MHz	60	50

Notes: 1. * Decreasing linearly with logarithm of frequency.

2. The lower limit shall apply at the transition frequencies.

3.4. Configuration of EUT on Test

The following equipment are installed on Power Line Conducted Emission Test to meet the commission requirement and operating regulations in a manner which tends to maximize its emission characteristics in a normal application.

3.4.1. Tablet PC (EUT)

Model Number : PT301
Serial Number : N/A

3.4.2. Support Equipment: As Tested Supporting System Details, in Section 2.2.

3.5. Operating Condition of EUT

3.5.1. Setup the EUT and simulator as shown as Section 3.2.

3.5.2. Turned on the power of all equipment.

3.5.3. PC run test software to control EUT work in Tx mode.

3.6. Test Procedure

The EUT was placed on a non-metallic table, 80cm above the ground plane. The EUT Power Via PC connected to the power mains through a line impedance stabilization network (L.I.S.N. 1#). This provides a 50 ohm coupling impedance for the EUT (Please refer the block diagram of the test setup and photographs). The AC line are checked to find out the maximum conducted emission. In order to find the maximum emission levels, the relative positions of equipment and all of the interface cables shall be changed according to ANSI C63.10: 2013 on Conducted Emission Test.

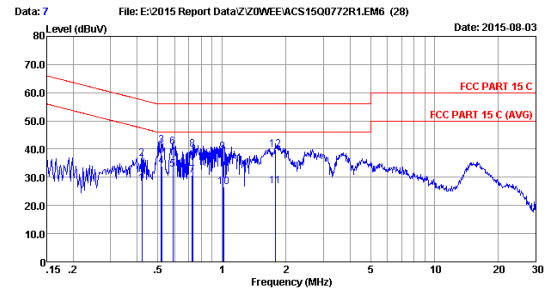
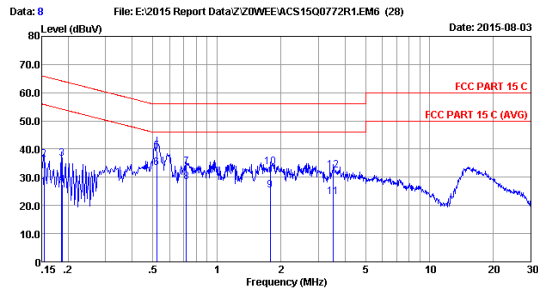
The bandwidth of test receiver (R & S ESHS10) is set at 9kHz.

The frequency range from 150kHz to 30MHz is checked.

3.7. Power Line Conducted Emission Test Results

PASS. (All emissions not reported below are too low against the prescribed limits.)

5180-5240MHz Band:



Site no :1# Conduction Data No :8
 Dis./Lism :2014 ESH2-25 LINE
 Limit :FCC PART 15 C
 Env./Ins. :25.2°C/53% Engineer :Nick_Huang
 EUT :Tablet PC
 Power Rating :AC 120V/60Hz
 Test Mode :TX Mode (WiFi 5G Band1)
 M/N:PT301

Site no :1# Conduction Data No :7
 Dis./Lism :2014 ESH2-25 NEUTRAL
 Limit :FCC PART 15 C
 Env./Ins. :25.2°C/53% Engineer :Nick_Huang
 EUT :Tablet PC
 Power Rating :AC 120V/60Hz
 Test Mode :TX Mode (WiFi 5G Band1)
 M/N:PT301

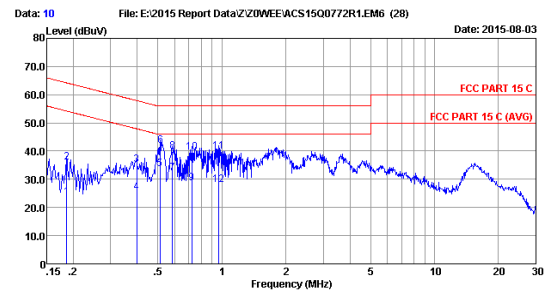
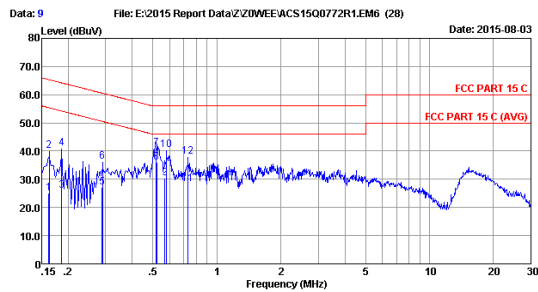
No	Freq (MHz)	LISM Factor (dB)	Cable Loss (dB)	Reading (dBuV)	Emission Level (dBuV)	Limits (dBuV)	Margin (dB)	Remark
1	0.154	0.14	9.92	16.10	26.16	55.78	29.62	Average
2	0.154	0.14	9.92	26.38	36.44	65.76	29.34	QP
3	0.186	0.13	9.93	26.59	36.55	64.20	27.55	QP
4	0.187	0.13	9.93	17.30	27.36	54.17	26.81	Average
5	0.521	0.15	9.94	29.05	39.14	56.00	16.86	QP
6	0.521	0.15	9.94	23.20	33.29	46.00	12.71	Average
7	0.720	0.14	9.95	23.49	33.58	56.00	22.42	QP
8	0.720	0.14	9.95	18.10	28.19	46.00	17.81	Average
9	1.780	0.18	9.98	15.20	25.36	46.00	20.64	Average
10	1.781	0.18	9.98	23.35	33.51	56.00	22.49	QP
11	3.527	0.22	10.02	12.80	23.04	46.00	22.96	Average
12	3.528	0.22	10.02	22.19	32.43	56.00	23.57	QP

No	Freq (MHz)	LISM Factor (dB)	Cable Loss (dB)	Reading (dBuV)	Emission Level (dBuV)	Limits (dBuV)	Margin (dB)	Remark
1	0.420	0.15	9.94	17.60	27.69	47.45	19.76	Average
2	0.421	0.15	9.94	26.40	36.49	57.42	20.93	QP
3	0.518	0.16	9.94	31.28	41.38	56.00	14.62	QP
4	0.520	0.16	9.94	23.80	33.90	46.00	12.10	Average
5	0.588	0.16	9.94	22.60	32.70	46.00	13.30	Average
6	0.589	0.16	9.94	30.52	40.62	56.00	15.38	QP
7	0.727	0.16	9.95	20.60	30.71	46.00	15.29	Average
8	0.727	0.16	9.95	29.64	39.75	56.00	16.25	QP
9	1.010	0.18	9.96	28.92	39.06	56.00	16.94	QP
10	1.020	0.18	9.96	15.30	26.44	46.00	19.56	Average
11	1.779	0.19	9.98	16.80	26.97	46.00	19.03	Average
12	1.781	0.19	9.98	29.80	39.97	56.00	16.03	QP

Remarks: 1. Emission Level=LISM Factor+Cable Loss (Include 10dB pulse limit)+Reading.
 2. If the average limit is met when using a quasi-peak detector, the EUT shall be deemed to meet both limits and measurement with average detector is unnecessary.

Remarks: 1. Emission Level=LISM Factor+Cable Loss (Include 10dB pulse limit)+Reading.
 2. If the average limit is met when using a quasi-peak detector, the EUT shall be deemed to meet both limits and measurement with average detector is unnecessary.

5260-5320MHz Band:



Site no :1# Conduction Data No :9
 Dis./Lism :2014 ESH2-25 LINE
 Limit :FCC PART 15 C
 Env./Ins. :25.2°C/53% Engineer :Nick_Huang
 EUT :Tablet PC
 Power Rating :AC 120V/60Hz
 Test Mode :TX Mode (WiFi 5G Band2)
 M/N:PT301

Site no :1# Conduction Data No :10
 Dis./Lism :2014 ESH2-25 NEUTRAL
 Limit :FCC PART 15 C
 Env./Ins. :25.2°C/53% Engineer :Nick_Huang
 EUT :Tablet PC
 Power Rating :AC 120V/60Hz
 Test Mode :TX Mode (WiFi 5G Band2)
 M/N:PT301

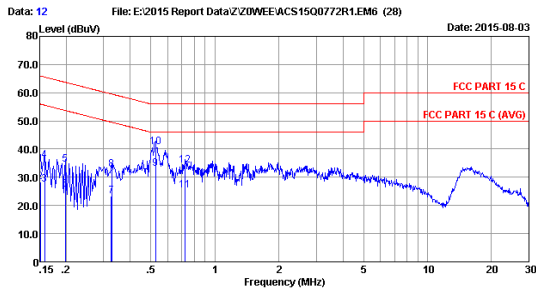
No	Freq (MHz)	LISM Factor (dB)	Cable Loss (dB)	Reading (dBuV)	Emission Level (dBuV)	Limits (dBuV)	Margin (dB)	Remark
1	0.162	0.14	9.92	14.90	24.96	55.36	30.40	Average
2	0.162	0.14	9.92	30.07	40.13	65.34	25.21	QP
3	0.186	0.13	9.93	15.80	25.86	54.21	28.35	Average
4	0.186	0.13	9.93	30.92	40.98	64.20	23.22	QP
5	0.289	0.13	9.93	17.20	27.26	50.55	23.29	Average
6	0.289	0.13	9.93	26.27	36.33	60.54	24.21	QP
7	0.518	0.15	9.94	31.07	41.16	56.00	14.84	QP
8	0.520	0.15	9.94	25.80	35.89	46.00	10.11	Average
9	0.570	0.15	9.94	20.30	30.39	46.00	15.61	Average
10	0.579	0.15	9.94	30.43	40.52	56.00	15.48	QP
11	0.731	0.14	9.95	18.30	28.39	46.00	17.61	Average
12	0.731	0.14	9.95	28.09	38.18	56.00	17.82	QP

No	Freq (MHz)	LISM Factor (dB)	Cable Loss (dB)	Reading (dBuV)	Emission Level (dBuV)	Limits (dBuV)	Margin (dB)	Remark
1	0.186	0.13	9.93	13.60	23.66	54.21	30.55	Average
2	0.186	0.13	9.93	25.92	35.98	64.20	28.22	QP
3	0.398	0.15	9.94	24.97	35.06	57.90	22.84	QP
4	0.398	0.15	9.94	15.20	25.29	47.90	22.61	Average
5	0.512	0.16	9.94	23.70	33.80	46.00	12.20	Average
6	0.513	0.16	9.94	31.94	42.04	56.00	13.96	QP
7	0.585	0.16	9.94	22.10	32.20	46.00	13.80	Average
8	0.585	0.16	9.94	29.61	39.71	56.00	16.29	QP
9	0.723	0.16	9.95	18.50	28.61	46.00	17.39	Average
10	0.724	0.16	9.95	29.57	39.68	56.00	16.32	QP
11	0.968	0.18	9.96	29.65	39.79	56.00	16.21	QP
12	0.970	0.18	9.96	17.90	28.04	46.00	17.96	Average

Remarks: 1. Emission Level=LISM Factor+Cable Loss (Include 10dB pulse limit)+Reading.
 2. If the average limit is met when using a quasi-peak detector, the EUT shall be deemed to meet both limits and measurement with average detector is unnecessary.

Remarks: 1. Emission Level=LISM Factor+Cable Loss (Include 10dB pulse limit)+Reading.
 2. If the average limit is met when using a quasi-peak detector, the EUT shall be deemed to meet both limits and measurement with average detector is unnecessary.

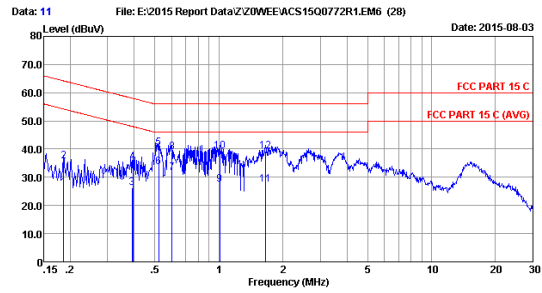
5500-5700MHz Band:



Site no :1# Conduction Data No :12
 Dis./Lism :2014 ESH2-25 LINE
 Limit :FCC PART 15 C
 Env./Ins. :25.2°C/53% Engineer :Nick_Huang
 EUT :Tablet PC
 Power Rating :AC 120V/60Hz
 Test Mode :TX Mode (WiFi 5G Band3)
 M/N:PT301

No	Freq (MHz)	LISM Factor (dB)	Cable Loss (dB)	Reading (dBuV)	Emission Level (dBuV)	Limits (dBuV)	Margin (dB)	Remark
1	0.150	0.14	9.92	26.88	36.94	66.00	29.06	QP
2	0.151	0.14	9.92	18.40	28.46	55.96	27.50	Average
3	0.158	0.14	9.92	17.30	27.36	55.57	28.21	Average
4	0.158	0.14	9.92	25.96	36.02	65.56	29.54	QP
5	0.198	0.13	9.93	24.37	34.43	63.71	29.28	QP
6	0.198	0.13	9.93	15.60	25.66	53.69	28.03	Average
7	0.326	0.14	9.93	13.20	23.27	49.55	26.28	Average
8	0.327	0.14	9.93	22.68	32.75	59.33	26.78	QP
9	0.326	0.15	9.94	23.10	33.19	46.00	12.81	Average
10	0.527	0.15	9.94	30.71	40.80	56.00	15.20	QP
11	0.723	0.14	9.95	15.20	25.29	46.00	20.71	Average
12	0.724	0.14	9.95	24.19	34.28	56.00	21.72	QP

Remarks: 1. Emission Level=LISM Factor+Cable Loss (Include 10dB pulse limit)+Reading.
 2. If the average limit is met when using a quasi-peak detector, the EUT shall be deemed to meet both limits and measurement with average detector is unnecessary.

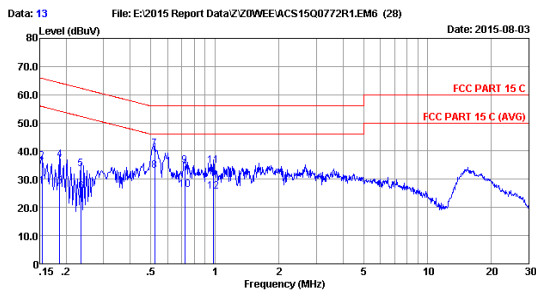


Site no :1# Conduction Data No :11
 Dis./Lism :2014 ESH2-25 NEUTRAL
 Limit :FCC PART 15 C
 Env./Ins. :25.2°C/53% Engineer :Nick_Huang
 EUT :Tablet PC
 Power Rating :AC 120V/60Hz
 Test Mode :TX Mode (WiFi 5G Band3)
 M/N:PT301

No	Freq (MHz)	LISM Factor (dB)	Cable Loss (dB)	Reading (dBuV)	Emission Level (dBuV)	Limits (dBuV)	Margin (dB)	Remark
1	0.186	0.13	9.93	16.20	26.26	54.21	27.95	Average
2	0.186	0.13	9.93	25.63	35.69	64.20	28.51	QP
3	0.390	0.15	9.94	16.20	26.29	48.06	21.77	Average
4	0.393	0.15	9.94	25.47	35.56	57.99	22.43	QP
5	0.521	0.16	9.94	30.21	40.31	56.00	15.69	QP
6	0.521	0.16	9.94	23.60	33.70	46.00	12.30	Average
7	0.601	0.16	9.94	21.60	31.70	46.00	14.30	Average
8	0.601	0.16	9.94	28.88	38.98	56.00	17.02	QP
9	1.010	0.18	9.96	17.40	27.54	46.00	18.46	Average
10	1.010	0.18	9.96	29.19	39.33	56.00	16.67	QP
11	1.653	0.19	9.97	17.20	27.36	46.00	18.64	Average
12	1.654	0.19	9.97	29.08	39.24	56.00	16.76	QP

Remarks: 1. Emission Level=LISM Factor+Cable Loss (Include 10dB pulse limit)+Reading.
 2. If the average limit is met when using a quasi-peak detector, the EUT shall be deemed to meet both limits and measurement with average detector is unnecessary.

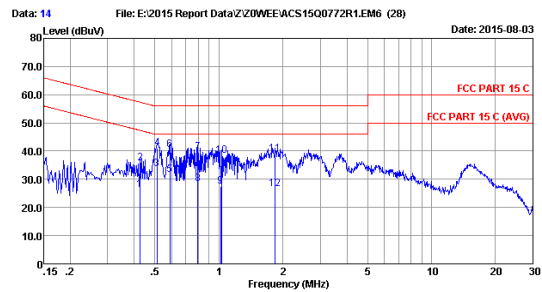
5745-5825MHz Band:



Site no :1# Conduction Data No :13
 Dis./Lism :2014 ESH2-25 LINE
 Limit :FCC PART 15 C
 Env./Ins. :25.2°C/53% Engineer :Nick_Huang
 EUT :Tablet PC
 Power Rating :AC 120V/60Hz
 Test Mode :TX Mode (WiFi 5G Band4)
 M/N:PT301

No	Freq (MHz)	LISM Factor (dB)	Cable Loss (dB)	Reading (dBuV)	Emission Level (dBuV)	Limits (dBuV)	Margin (dB)	Remark
1	0.154	0.14	9.92	17.30	27.36	55.78	28.42	Average
2	0.154	0.14	9.92	26.12	36.18	65.78	29.60	QP
3	0.186	0.13	9.93	17.50	27.56	54.21	26.65	Average
4	0.186	0.13	9.93	26.70	36.76	64.20	27.44	QP
5	0.234	0.13	9.93	23.68	33.74	62.30	28.56	QP
6	0.235	0.13	9.93	15.70	25.76	52.27	26.51	Average
7	0.521	0.15	9.94	30.63	40.72	56.00	15.28	QP
8	0.521	0.15	9.94	22.90	32.99	46.00	13.01	Average
9	0.724	0.14	9.95	24.80	34.89	56.00	21.11	QP
10	0.724	0.14	9.95	15.10	25.19	46.00	19.81	Average
11	0.984	0.16	9.96	24.73	34.85	56.00	21.15	QP
12	0.984	0.16	9.96	15.70	25.82	46.00	20.18	Average

Remarks: 1. Emission Level=LISM Factor+Cable Loss (Include 10dB pulse limit)+Reading.
 2. If the average limit is met when using a quasi-peak detector, the EUT shall be deemed to meet both limits and measurement with average detector is unnecessary.



Site no :1# Conduction Data No :14
 Dis./Lism :2014 ESH2-25 NEUTRAL
 Limit :FCC PART 15 C
 Env./Ins. :25.2°C/53% Engineer :Nick_Huang
 EUT :Tablet PC
 Power Rating :AC 120V/60Hz
 Test Mode :TX Mode (WiFi 5G Band4)
 M/N:PT301

No	Freq (MHz)	LISM Factor (dB)	Cable Loss (dB)	Reading (dBuV)	Emission Level (dBuV)	Limits (dBuV)	Margin (dB)	Remark
1	0.425	0.15	9.94	16.20	26.29	47.35	21.06	Average
2	0.426	0.15	9.94	25.57	35.66	57.33	21.67	QP
3	0.512	0.16	9.94	23.50	33.60	46.00	12.40	Average
4	0.513	0.16	9.94	30.81	40.91	56.00	15.09	QP
5	0.588	0.16	9.94	21.60	31.70	46.00	14.30	Average
6	0.589	0.16	9.94	30.31	40.41	56.00	15.59	QP
7	0.796	0.16	9.95	29.39	39.50	56.00	16.50	QP
8	0.797	0.16	9.95	18.20	28.31	46.00	17.69	Average
9	1.020	0.18	9.96	17.20	27.34	46.00	18.66	Average
10	1.027	0.18	9.96	28.35	38.49	56.00	17.51	QP
11	1.829	0.19	9.98	28.94	39.11	56.00	16.89	QP
12	1.830	0.19	9.98	16.40	26.57	46.00	19.43	Average

Remarks: 1. Emission Level=LISM Factor+Cable Loss (Include 10dB pulse limit)+Reading.
 2. If the average limit is met when using a quasi-peak detector, the EUT shall be deemed to meet both limits and measurement with average detector is unnecessary.

4. RADIATED EMISSION TEST

4.1. Test Equipment

4.1.1. For frequency range 30 MHz ~1000MHz (At Anechoic Chamber)

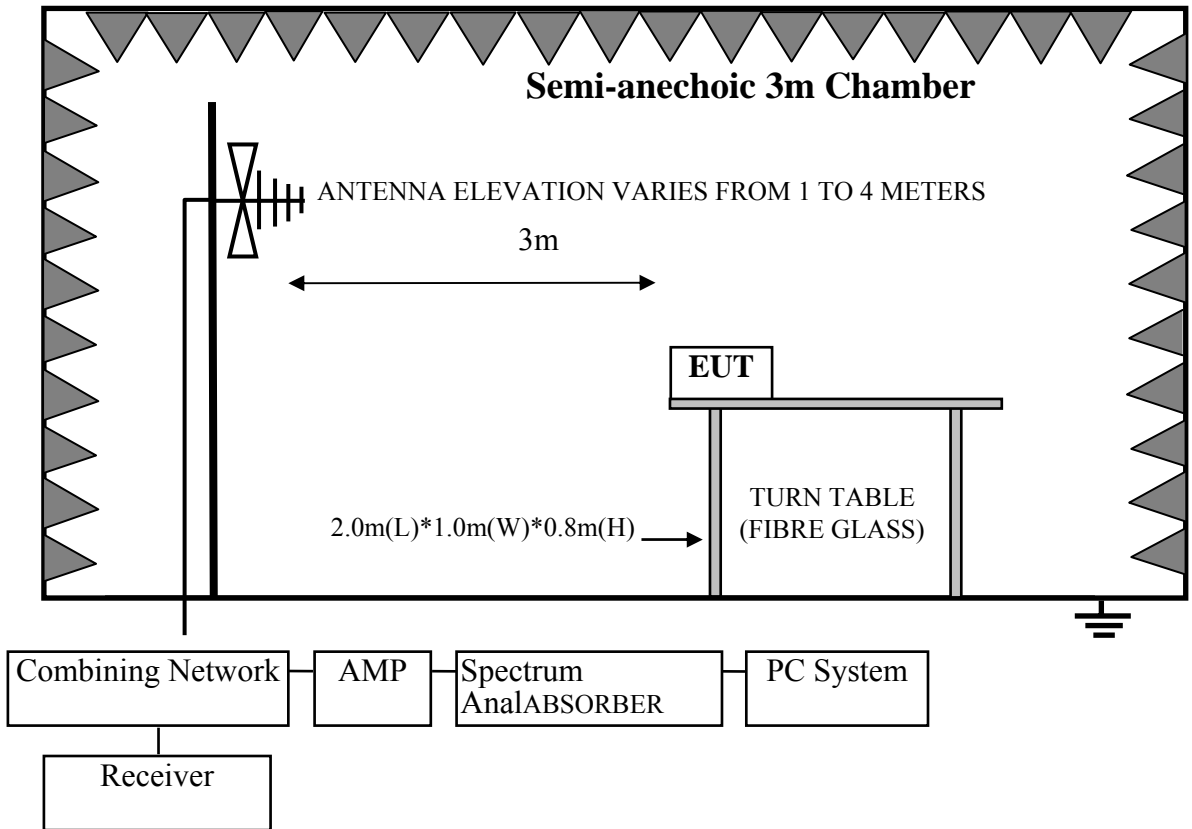
Item	Equipment	Manufacturer	Model No.	Serial No.	Last Cal.	Cal. Interval
1.	3#Chamber	AUDIX	N/A	N/A	Nov.23,14	1 Year
2.	EMI Spectrum	Agilent	E4407B	MY41440292	Apr.28,15	1 Year
3.	Test Receiver	Rohde & Schwarz	ESVS10	834468/011	Apr.28,15	1 Year
4.	Amplifier	HP	8447D	2648A04738	Apr.28,15	1 Year
5.	Trilog-Broadband Antenna	SCHWARZBECK	VULB 9168	9168-493	May.06,15	1 Year
6.	RF Cable	MIYAZAKI	CFD400-N W(3.5M)	No.3	Apr.28,15	1 Year
7.	RF Cable	MIYAZAKI	CFD400-L W(22M)	No.7	Apr.28,15	1 Year
8.	Coaxial Switch	Anritsu	MP59B	6201397222	Apr.28,15	1 Year
9.	Test Software	AUDIX	E3	6.2009-5-21a(n)	N/A	N/A

4.1.2. For frequency range 1GHz~40GHz (At Anechoic Chamber)

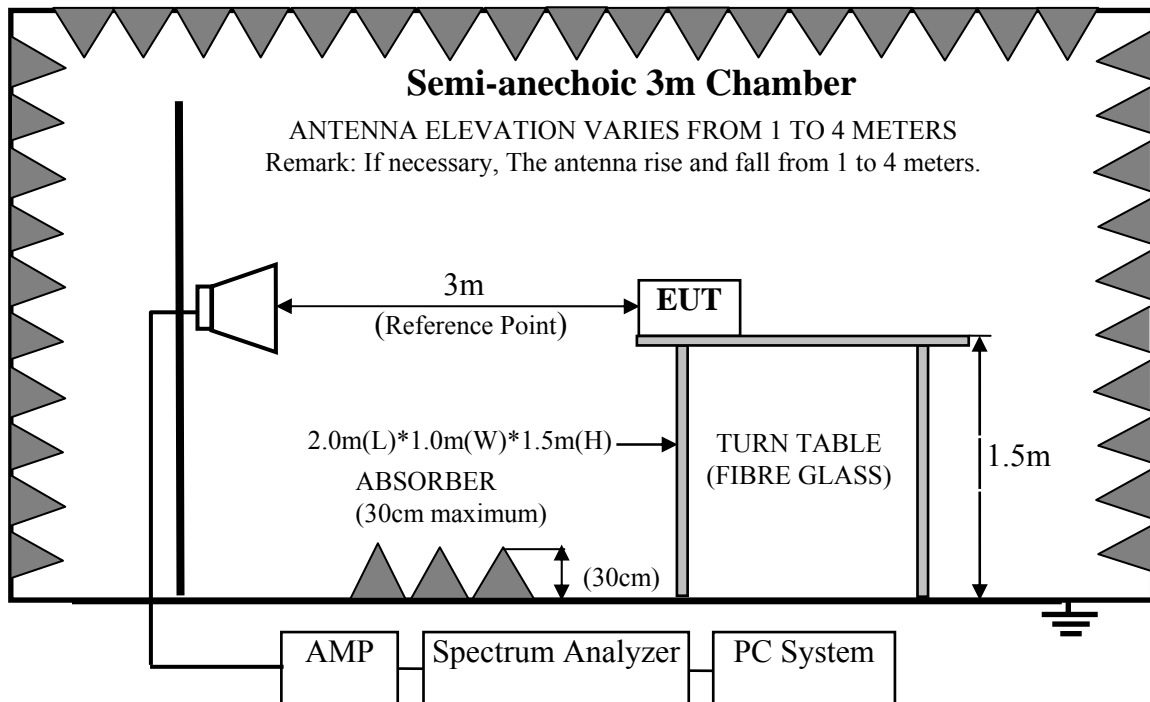
Item	Equipment	Manufacturer	Model No.	Serial No.	Last Cal.	Cal. Interval
1.	3#Chamber	AUDIX	N/A	N/A	Nov.02, 14	1 Year
2.	Spectrum Analyzer	Agilent	E4407B	MY41440292	Apr. 28,15	1 Year
3.	Horn Antenna	ETS	3115	9607-4877	Sep.20, 14	1 Year
4.	Amplifier	Agilent	8449B	3008A00863	Apr. 28,15	1 Year
5.	RF Cable	Hubersuhner	SUCOFLEX106	77977/6	Apr. 28,15	1 Year
6.	RF Cable	Hubersuhner	SUCOFLEX106	28616/2	Apr. 28,15	1 Year
7.	Horn Antenna	ETS	3116	00060089	Sep.20, 14	1 Year

4.2. Block Diagram of Test Setup

For frequency range 30MHz-1000MHz



For frequency range 1GHz-25GHz



4.3. Radiated Emission Limit

For transmitters operating in the 5.15-5.25 GHz; 5.25-5.35GHz; 5.47-5.725GHz, 5.725-5.850GHz band: all emissions outside of those band shall not exceed an EIRP of -27 dBm/MHz. Unwanted emissions below 1 GHz and those emissions appearing within 15.205 restricted frequency bands must comply with the general field strength limits set forth in Section 15.209

4.3.1. 15.209 limits

FREQUENCY MHz	DISTANCE Meters	FIELD STRENGTHS LIMIT	
		μV/m	dB(μV)/m
30 ~ 88	3	100	40.0
88 ~ 216	3	150	43.5
216 ~ 960	3	200	46.0
960 ~ 1000	3	500	54.0
Above 1000	3	74.0 dB(μV)/m (Peak) 54.0 dB(μV)/m (Average)	

Remark : (1) Emission level dBμV = 20 log Emission level μV/m

(2) The smaller limit shall apply at the cross point between two frequency bands.

(3) Distance is the distance in meters between the measuring instrument, antenna and the closest point of any part of the device or system.

4.3.2. 15.205 Restricted bands of operation

MHz	MHz	MHz	GHz
0.090 - 0.110	16.42 - 16.423	399.9 - 410	4.5 - 5.15
0.495 - 0.505	16.69475 - 16.69525	608 - 614	5.35 - 5.46
2.1735 - 2.1905	16.80425 - 16.80475	960 - 1240	7.25 - 7.75
4.125 - 4.128	25.5 - 25.67	1300 - 1427	8.025 - 8.5
4.17725 - 4.17775	37.5 - 38.25	1435 - 1626.5	9.0 - 9.2
4.20725 - 4.20775	73 - 74.6	1645.5 - 1646.5	9.3 - 9.5
6.215 - 6.218	74.8 - 75.2	1660 - 1710	10.6 - 12.7
6.26775 - 6.26825	108 - 121.94	1718.8 - 1722.2	13.25 - 13.4
6.31175 - 6.31225	123 - 138	2200 - 2300	14.47 - 14.5
8.291 - 8.294	149.9 - 150.05	2310 - 2390	15.35 - 16.2
8.362 - 8.366	156.52475 - 156.52525	2483.5 - 2500	17.7 - 21.4
8.37625 - 8.38675	156.7 - 156.9	2690 - 2900	22.01 - 23.12
8.41425 - 8.41475	162.0125 - 167.17	3260 - 3267	23.6 - 24.0
12.29 - 12.293	167.72 - 173.2	3332 - 3339	31.2 - 31.8
12.51975 - 12.52025	240 - 285	3345.8 - 3358	36.43 - 36.5
12.57675 - 12.57725	322 - 335.4	3600 - 4400	(²)

4.4. EUT Configuration on Test

The following equipment are installed on Power Line Conducted Emission Test to meet the commission requirement and operating regulations in a manner which tends to maximize its emission characteristics in a normal application.

4.4.1. Tablet PC (EUT)

Model Number : PT301

Serial Number : N/A

4.4.2. Support Equipment: As Tested Supporting System Details, in Section 2.2.

4.5. Operating Condition of EUT

- 4.5.1. Setup the EUT and simulator as shown as Section 4.2.
- 4.5.2. Turned on the power of all equipment.
- 4.5.3. Let EUT work in Tx mode.

4.6. Test Procedure

EUT and its simulators are placed on a turn table, which is 0.8 meter high above ground for frequency 30MHz~1000MHz, 1.5 meter high above ground for frequency above 1GHz and put the absorbing with 2.4m(L)*2.4m(W)*0.3m(H) on the ground. The turn table can rotate 360 degrees to determine the position of the maximum emission level. Power on the EUT and let it working in test mode, then test it. EUT is set 3 meters away from the receiving antenna, which is mounted on an antenna tower. The antenna can be moved up and down between 1 meter and 4 meters to find out the maximum emission level. Broadband antenna (calibrated bilog antenna) is used as receiving antenna for frequency 30MHz~1000MHz, and the Horn antenna is used as receiving antenna for frequency above 1GHz. Both horizontal and vertical polarization of the antenna is set on Test. In order to find the maximum emission levels, all of the interface cables must be manipulated according to ANSI C63.10-2013 on radiated emission Test.

For emissions below 1GHz and those emissions appearing within 15.205 restricted frequency bands use below procedure:

The bandwidth of the EMI test receiver (R&S ESVS10) is set at 120kHz for frequency range from 30MHz to 1000 MHz.

The bandwidth of the Spectrum's VBW is set at 1MHz and RBW is set at 1MHz for peak emissions measurement above 1GHz and 1MHz RBW, 10Hz VBW for average emissions measure above 1GHz

For the emissions above 1GHz and not appearing within 15.205 restricted frequency bands use below procedure:

- (1). The maximum emission at 3m distance was measured and recorded with receive antenna in both vertical and horizontal by rotating the turntable and by lowering the receive antenna.
- (2). The EUT was then removed and replaced with a substitution antenna in the same position and the substitution antenna must have the same polarization with the receive antenna.
- (3). A signal which have the same frequency obtained in step 2 was fed to the substitution, the receive antenna was raised and lowered to obtain a maximum reading at the test receiver, the level of the signal generator was adjusted until the measured field strength level in step 2 was obtained, recorded the level of the signal generator.
- (4). Repeated step 4 with both antenna polarizations
- (5). The spurious emissions is equal to the power supplied by the signal generator and corrections due to the gain of the substitution antenna and the cable loss between the signal generator and the substitution antenna. or use procedure (6).
- (6). Per KDB789033 clause H 2)d). if the test distance is 3m, the $EIRP(dBm) = E(dBuV/m) - 95.2$
Get the result of all unwanted emission outside the restricted band is less than the -27dBm/MHz.

We had checked frequency range that is 30MHz to 10th harmonic (40GHz) and no any emissions were found from 18GHz to 40GHz, so the radiated emission from 18GHz to 40GHz were not record.

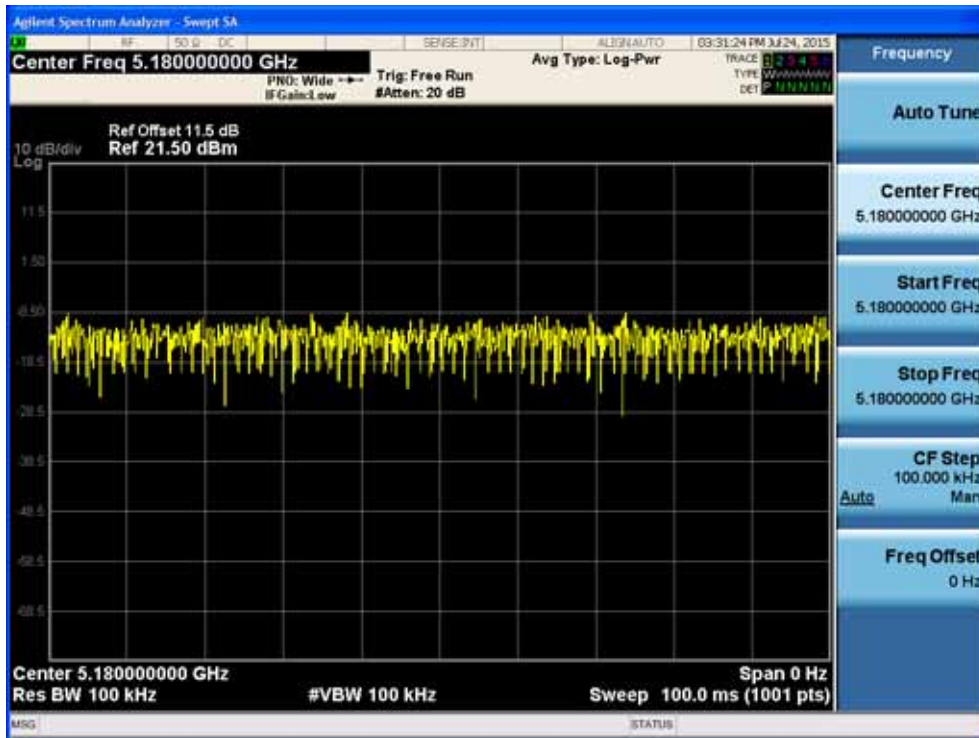
4.7. Radiated Emission Test Results

PASS.

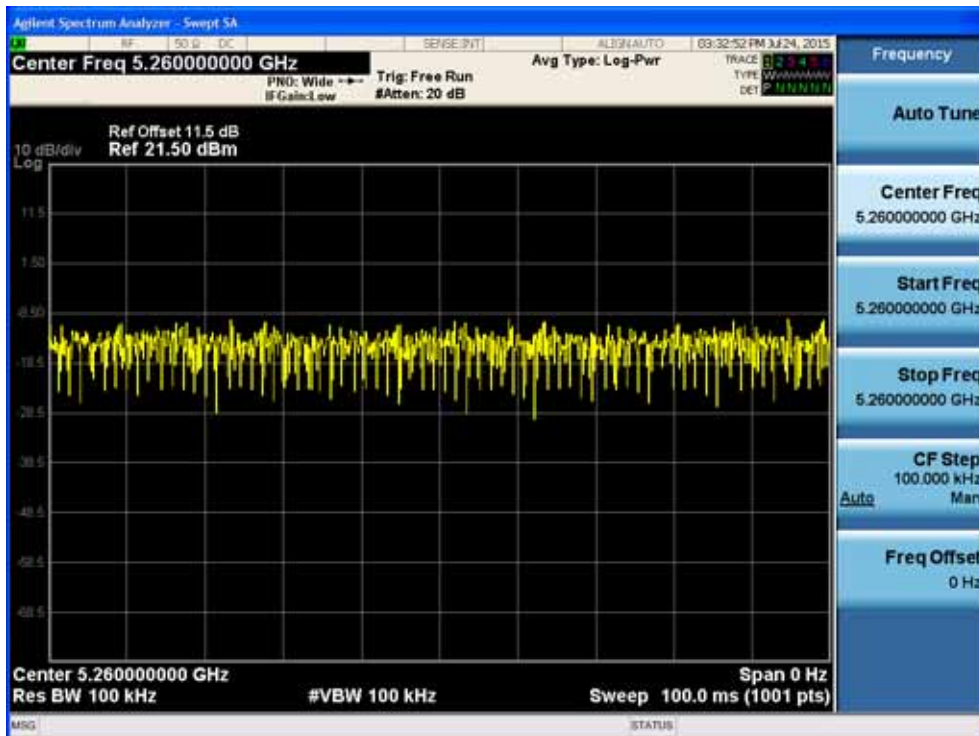
All the emissions from 30MHz to 1 GHz were comply with 15.209 limits.
All other emission comply with 15.407 (b)(1) requirements.

Duty cycle

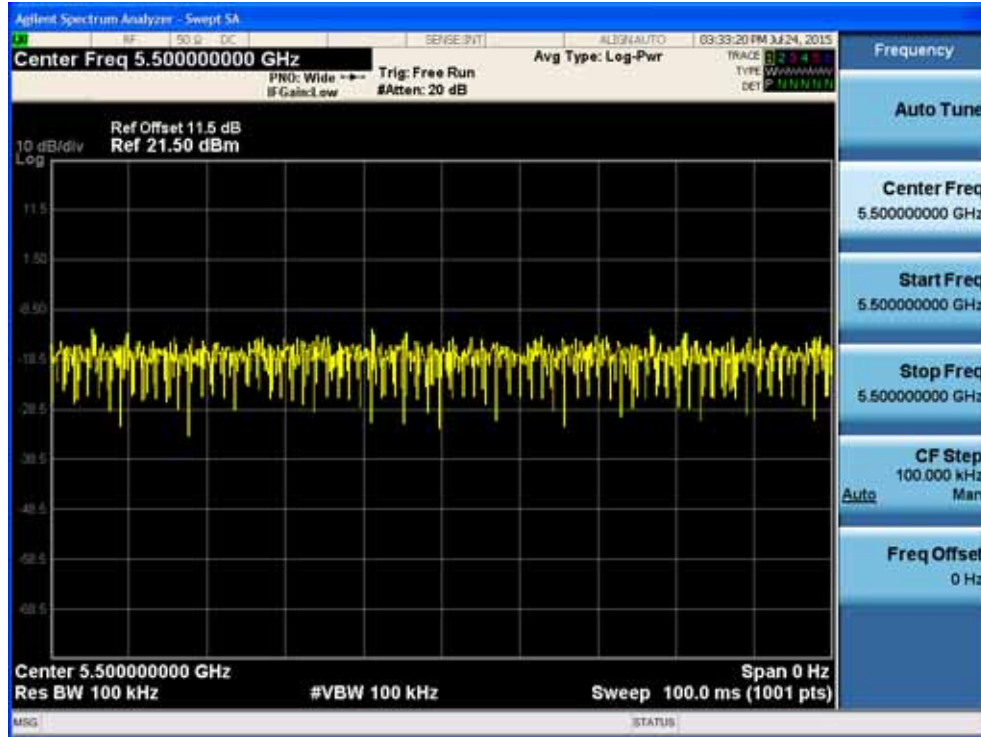
5180-5240MHz Band:



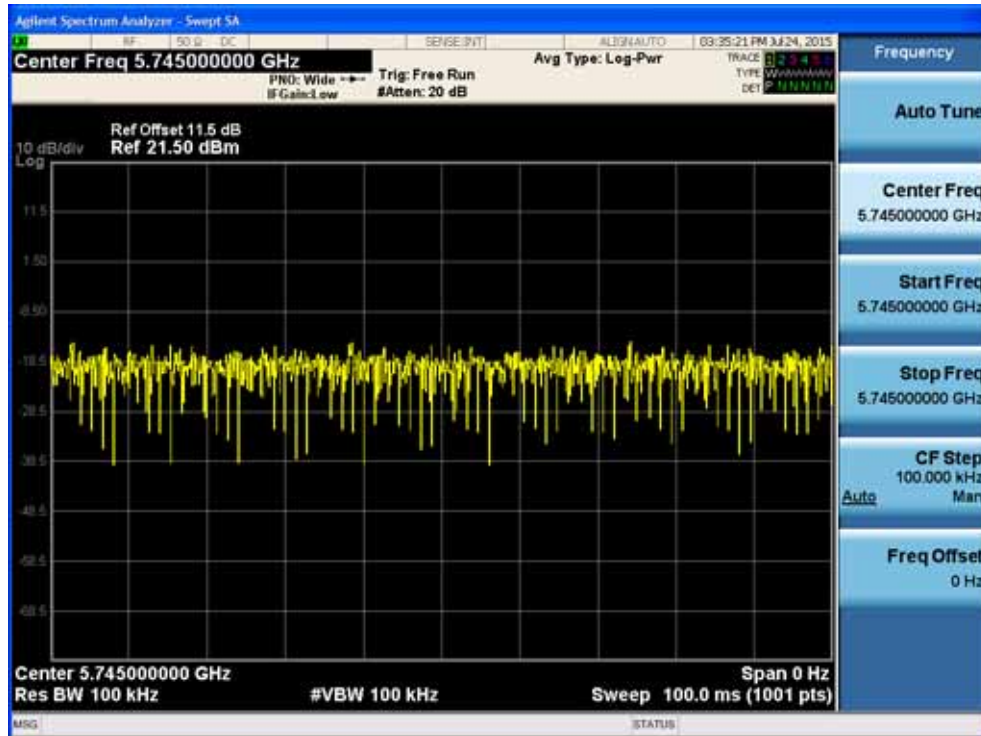
5260-5320MHz Band:



5500-5700MHz Band:

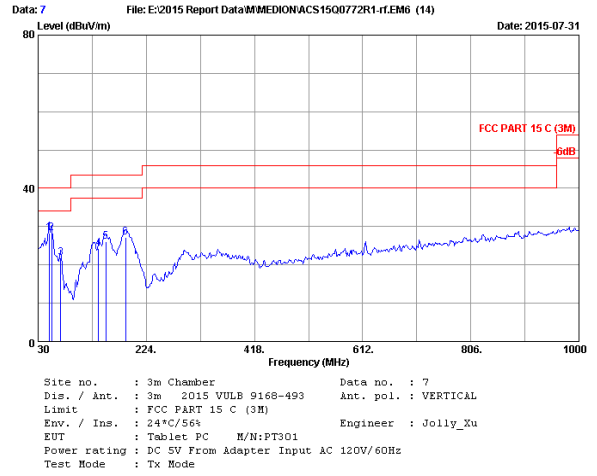
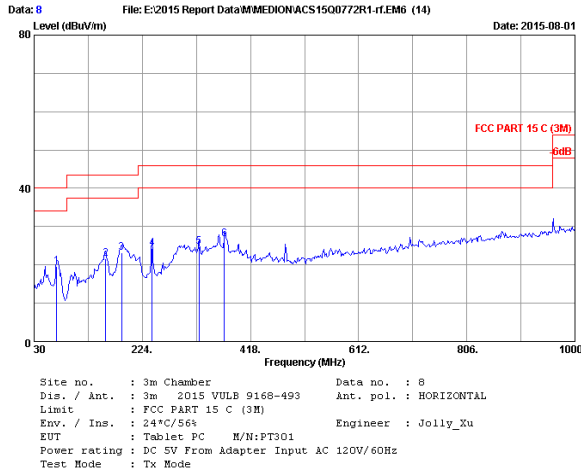


5745-5825MHz Band:



Note: The Duty Cycle is close to 100%.

**5180-5240MHz Band:
Frequency: 30MHz~1GHz**



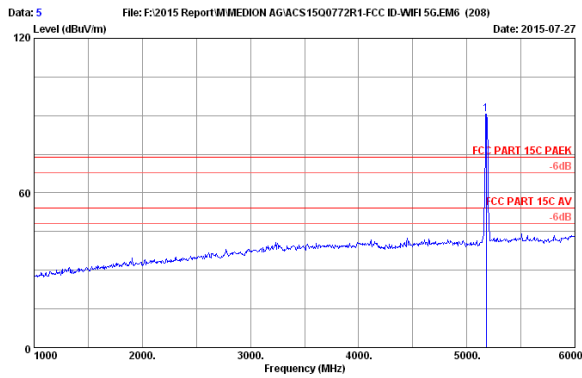
No.	Freq. (MHz)	Ant. Factor (dB/m)	Cable Loss (dB)	Reading (dBuV)	Emission Level (dBuV/m)	Limits (dBuV/m)	Margin (dB)	Remark
1	70.740	11.42	0.93	7.17	19.52	40.00	20.48	QP
2	159.040	14.38	1.35	5.95	21.68	43.50	21.82	QP
3	187.140	12.03	1.46	9.78	23.27	43.50	20.23	QP
4	241.460	11.69	1.65	11.00	24.34	46.00	21.66	QP
5	325.850	14.62	1.99	8.15	24.76	46.00	21.24	QP
6	371.440	15.70	2.12	8.92	26.74	46.00	19.26	QP

Remarks: 1. Emission Level= Antenna Factor + Cable Loss + Reading.
 2. The emission levels that are 20dB below the official limit are not reported.

No.	Freq. (MHz)	Ant. Factor (dB/m)	Cable Loss (dB)	Reading (dBuV)	Emission Level (dBuV/m)	Limits (dBuV/m)	Margin (dB)	Remark
1	49.400	14.38	0.81	13.01	28.20	40.00	11.80	QP
2	54.250	14.00	0.85	13.56	28.41	40.00	11.59	QP
3	70.740	11.42	0.93	9.53	21.88	40.00	18.12	QP
4	138.640	13.93	1.27	9.17	24.37	43.50	19.13	QP
5	151.250	14.31	1.32	10.41	26.04	43.50	17.46	QP
6	187.140	12.03	1.46	13.80	27.29	43.50	16.21	QP

Remarks: 1. Emission Level= Antenna Factor + Cable Loss + Reading.
 2. The emission levels that are 20dB below the official limit are not reported.

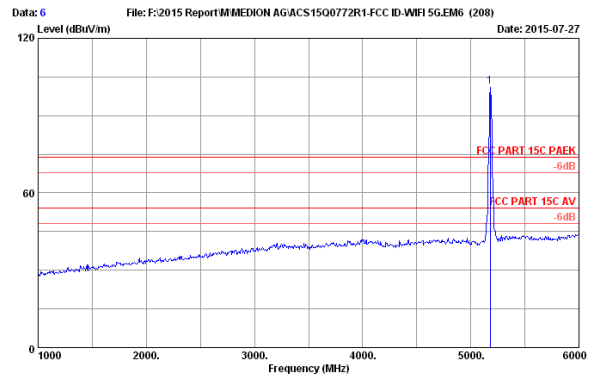
Frequency: 1GHz~18GHz



Site no. : 3m Chamber Data no. : 5
 Dis. / Ant. : 3m 2014 3115 9607-4877 Ant. pol. : VERTICAL
 Limit : FCC PART 15C PAEK
 Env. / Ins. : 23°C/54%
 Engineer : Alice_yang
 EUT : Tablet PC
 Power rating : DC 5V From Adapter Input AC 120V/60Hz
 Test Mode : IEEE802.11a 5180MHz Tx Mode
 : PT301
 :

No.	Freq. (MHz)	Ant. Factor (dB/m)	Cable Loss (dB)	AMP factor (dB)	Reading (dBuV)	Emission Level (dBuV/m)	Limits (dBuV/m)	Margin (dB)	Remark
1	5180.000	33.73	9.63	35.37	82.59	90.58	74.00	-16.58	Peak

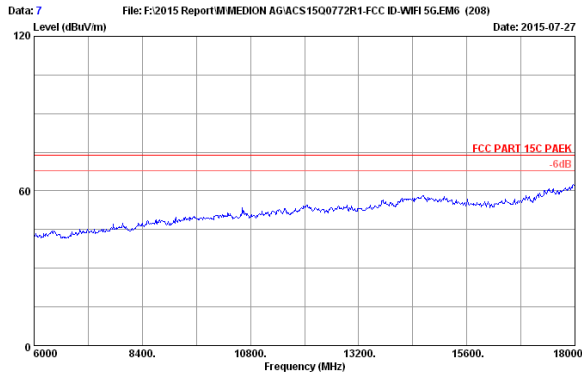
Remarks: 1. Emission Level= Antenna Factor + Cable Loss + Reading - Amp Factor
 2. The emission levels that are 20dB below the official limit are not reported.



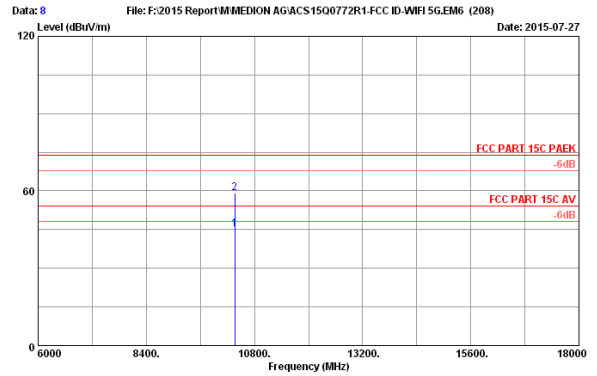
Site no. : 3m Chamber Data no. : 6
 Dis. / Ant. : 3m 2014 3115 9607-4877 Ant. pol. : HORIZONTAL
 Limit : FCC PART 15C PAEK
 Env. / Ins. : 23°C/54%
 Engineer : Alice_yang
 EUT : Tablet PC
 Power rating : DC 5V From Adapter Input AC 120V/60Hz
 Test Mode : IEEE802.11a 5180MHz Tx Mode
 : PT301
 :

No.	Freq. (MHz)	Ant. Factor (dB/m)	Cable Loss (dB)	AMP factor (dB)	Reading (dBuV)	Emission Level (dBuV/m)	Limits (dBuV/m)	Margin (dB)	Remark
1	5180.000	33.73	9.63	35.37	93.27	101.26	74.00	-27.26	Peak

Remarks: 1. Emission Level= Antenna Factor + Cable Loss + Reading - Amp Factor
 2. The emission levels that are 20dB below the official limit are not reported.



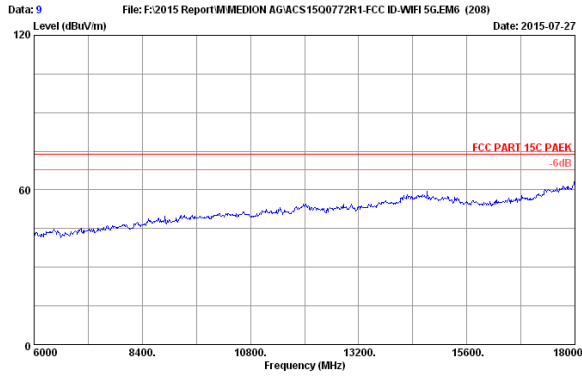
Site no. : 3m Chamber Data no. : 7
 Dis. / Ant. : 3m 2014 3115 9607-4877 Ant. pol. : HORIZONTAL
 Limit : FCC PART 15C PAEK
 Env. / Ins. : 23°C/54%
 Engineer : Alice_yang
 EUT : Tablet PC
 Power rating : DC 5V From Adapter Input AC 120V/60Hz
 Test Mode : IEEE802.11a 5180MHz Tx Mode
 : PT301
 :



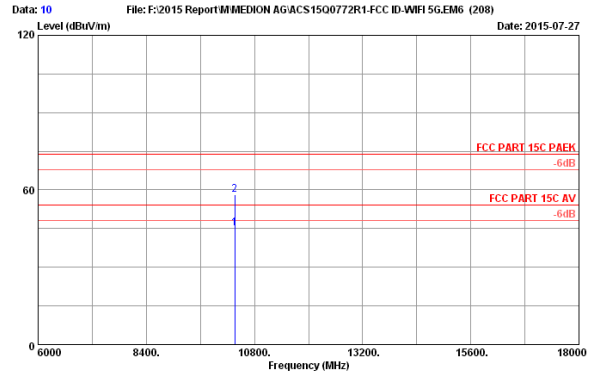
Site no. : 3m Chamber Data no. : 8
 Dis. / Ant. : 3m 2014 3115 9607-4877 Ant. pol. : HORIZONTAL
 Limit : FCC PART 15C PAEK
 Env. / Ins. : 23°C/54%
 Engineer : Alice_yang
 EUT : Tablet PC
 Power rating : DC 5V From Adapter Input AC 120V/60Hz
 Test Mode : IEEE802.11a 5180MHz Tx Mode
 : PT301
 :

No.	Freq. (MHz)	Ant. Factor (dB/m)	Cable Loss (dB)	AMP factor (dB)	Reading (dBuV)	Emission Level (dBuV/m)	Limits (dBuV/m)	Margin (dB)	Remark
1	10360.000	38.24	13.71	35.61	28.71	45.05	54.00	8.95	Average
2	10360.000	38.24	13.71	35.61	42.75	59.09	74.00	14.91	Peak

Remarks: 1. Emission Level= Antenna Factor + Cable Loss + Reading - Amp Factor
 2. The emission levels that are 20dB below the official limit are not reported.



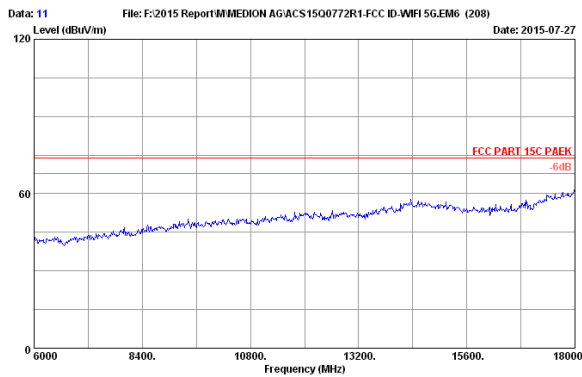
Site no. : 3m Chamber Data no. : 9
 Dis. / Ant. : 3m 2014 3115 9607-4877 Ant. pol. : VERTICAL
 Limit : FCC PART 15C PAK
 Env. / Ins. : 23°C/54%
 Engineer : Alice_yang
 EUT : Tablet PC
 Power rating : DC 5V From Adapter Input AC 120V/60Hz
 Test Mode : IEEES02.11a 5180MHz Tx Mode
 : PT301
 :



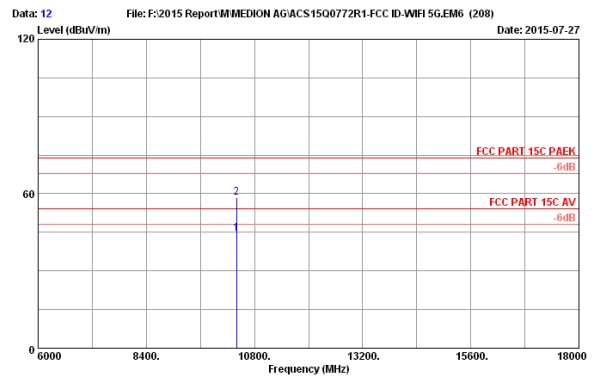
Site no. : 3m Chamber Data no. : 10
 Dis. / Ant. : 3m 2014 3115 9607-4877 Ant. pol. : VERTICAL
 Limit : FCC PART 15C PAK
 Env. / Ins. : 23°C/54%
 Engineer : Alice_yang
 EUT : Tablet PC
 Power rating : DC 5V From Adapter Input AC 120V/60Hz
 Test Mode : IEEES02.11a 5180MHz Tx Mode
 : PT301
 :

No.	Freq. (MHz)	Ant. Factor (dB/m)	Cable Loss (dB)	AMP factor (dB)	Reading (dBuV)	Emission Level (dBuV/m)	Limits (dBuV/m)	Margin (dB)	Remark
1	10360.000	38.24	13.71	35.61	28.69	45.03	54.00	8.97	Average
2	10360.000	38.24	13.71	35.61	41.75	58.09	74.00	15.91	Peak

Remarks: 1. Emission Level= Antenna Factor + Cable Loss + Reading - Amp Factor
 2. The emission levels that are 20dB below the official limit are not reported.



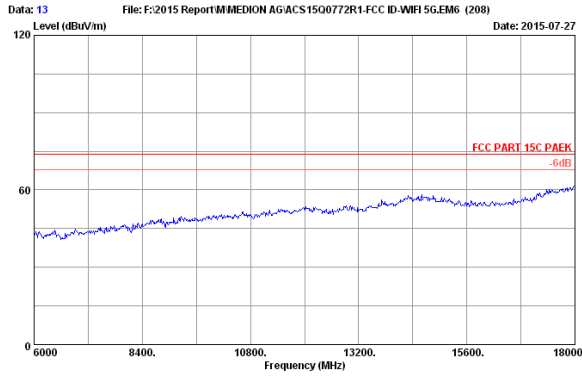
Site no. : 3m Chamber Data no. : 11
 Dis. / Ant. : 3m 2014 3115 9607-4877 Ant. pol. : VERTICAL
 Limit : FCC PART 15C PAK
 Env. / Ins. : 23°C/54%
 Engineer : Alice_yang
 EUT : Tablet PC
 Power rating : DC 5V From Adapter Input AC 120V/60Hz
 Test Mode : IEEES02.11a 5200MHz Tx Mode
 : PT301
 :



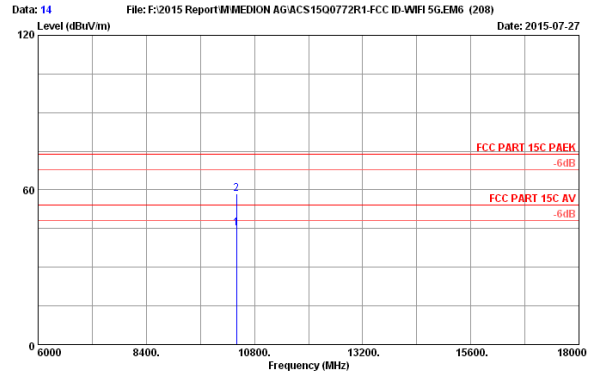
Site no. : 3m Chamber Data no. : 12
 Dis. / Ant. : 3m 2014 3115 9607-4877 Ant. pol. : VERTICAL
 Limit : FCC PART 15C PAK
 Env. / Ins. : 23°C/54%
 Engineer : Alice_yang
 EUT : Tablet PC
 Power rating : DC 5V From Adapter Input AC 120V/60Hz
 Test Mode : IEEES02.11a 5200MHz Tx Mode
 : PT301
 :

No.	Freq. (MHz)	Ant. Factor (dB/m)	Cable Loss (dB)	AMP factor (dB)	Reading (dBuV)	Emission Level (dBuV/m)	Limits (dBuV/m)	Margin (dB)	Remark
1	10400.000	38.26	13.74	35.60	28.17	44.57	54.00	9.43	Average
2	10400.000	38.26	13.74	35.60	42.08	58.48	74.00	15.52	Peak

Remarks: 1. Emission Level= Antenna Factor + Cable Loss + Reading - Amp Factor
 2. The emission levels that are 20dB below the official limit are not reported.



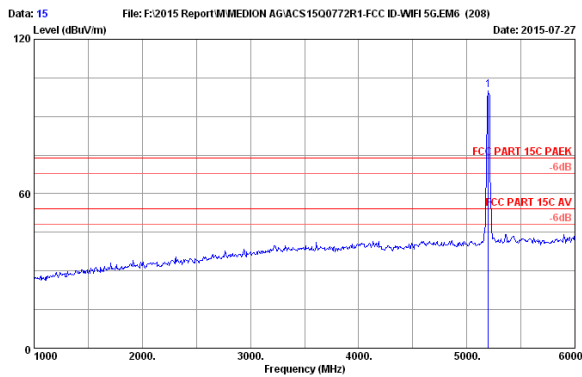
Site no. : 3m Chamber Data no. : 13
 Dis. / Ant. : 3m 2014 3115 9607-4877 Ant. pol. : HORIZONTAL
 Limit : FCC PART 15C PAK
 Env. / Ins. : 23°C/54%
 Engineer : Alice_yang
 EUT : Tablet PC
 Power rating : DC 5V From Adapter Input AC 120V/60Hz
 Test Mode : IEEEE02.11a 5200MHz Tx Mode
 : PT301
 :



Site no. : 3m Chamber Data no. : 14
 Dis. / Ant. : 3m 2014 3115 9607-4877 Ant. pol. : HORIZONTAL
 Limit : FCC PART 15C PAK
 Env. / Ins. : 23°C/54%
 Engineer : Alice_yang
 EUT : Tablet PC
 Power rating : DC 5V From Adapter Input AC 120V/60Hz
 Test Mode : IEEEE02.11a 5200MHz Tx Mode
 : PT301
 :

No.	Freq. (MHz)	Ant. Factor (dB/m)	Cable Loss (dB)	AMP factor (dB)	Reading (dBuV)	Emission Level (dBuV/m)	Limits (dBuV/m)	Margin (dB)	Remark
1	10400.000	38.26	13.74	35.60	28.64	45.04	54.00	8.96	Average
2	10400.000	38.26	13.74	35.60	41.96	58.36	74.00	15.64	Peak

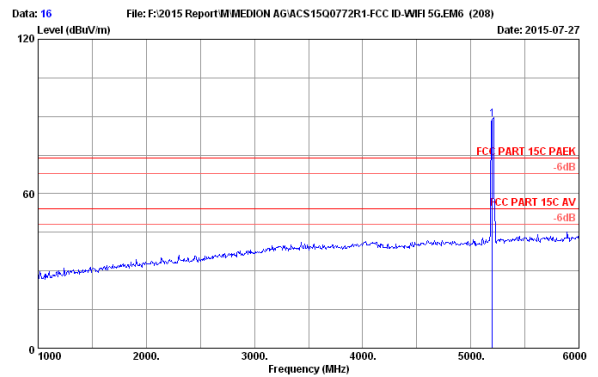
Remarks: 1. Emission Level= Antenna Factor + Cable Loss + Reading - Amp Factor
 2. The emission levels that are 20dB below the official limit are not reported.



Site no. : 3m Chamber Data no. : 15
 Dis. / Ant. : 3m 2014 3115 9607-4877 Ant. pol. : HORIZONTAL
 Limit : FCC PART 15C PAK
 Env. / Ins. : 23°C/54%
 Engineer : Alice_yang
 EUT : Tablet PC
 Power rating : DC 5V From Adapter Input AC 120V/60Hz
 Test Mode : IEEEE02.11a 5200MHz Tx Mode
 : PT301
 :

No.	Freq. (MHz)	Ant. Factor (dB/m)	Cable Loss (dB)	AMP factor (dB)	Reading (dBuV)	Emission Level (dBuV/m)	Limits (dBuV/m)	Margin (dB)	Remark
1	5200.000	33.77	9.64	35.36	92.11	100.16	74.00	-26.16	Peak

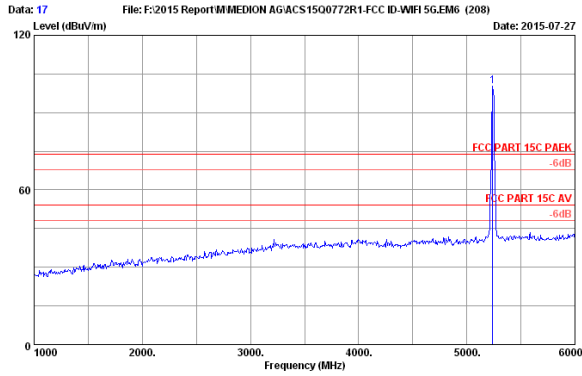
Remarks: 1. Emission Level= Antenna Factor + Cable Loss + Reading - Amp Factor
 2. The emission levels that are 20dB below the official limit are not reported.



Site no. : 3m Chamber Data no. : 16
 Dis. / Ant. : 3m 2014 3115 9607-4877 Ant. pol. : VERTICAL
 Limit : FCC PART 15C PAK
 Env. / Ins. : 23°C/54%
 Engineer : Alice_yang
 EUT : Tablet PC
 Power rating : DC 5V From Adapter Input AC 120V/60Hz
 Test Mode : IEEEE02.11a 5200MHz Tx Mode
 : PT301
 :

No.	Freq. (MHz)	Ant. Factor (dB/m)	Cable Loss (dB)	AMP factor (dB)	Reading (dBuV)	Emission Level (dBuV/m)	Limits (dBuV/m)	Margin (dB)	Remark
1	5200.000	33.77	9.64	35.36	80.70	88.75	74.00	-14.75	Peak

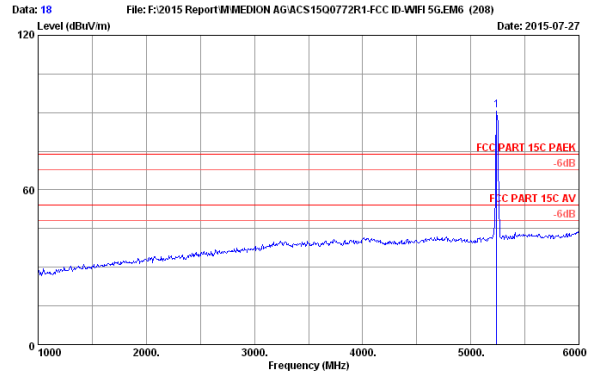
Remarks: 1. Emission Level= Antenna Factor + Cable Loss + Reading - Amp Factor
 2. The emission levels that are 20dB below the official limit are not reported.



Site no. : 3m Chamber Data no. : 17
 Dis. / Ant. : 3m 2014 3115 9607-4877 Ant. pol. : HORIZONTAL
 Limit : FCC PART 15C PAEK
 Env. / Ins. : 23°C/54%
 Engineer : Alice_yang
 EUT : Tablet PC
 Power rating : DC 5V From Adapter Input AC 120V/60Hz
 Test Mode : IEEE802.11a 5240MHz Tx Mode
 : PT301
 :

No.	Freq. (MHz)	Ant. Factor (dB/m)	Cable Loss (dB)	AMP factor (dB)	Reading (dBuV)	Emission Level (dBuV/m)	Limits (dBuV/m)	Margin (dB)	Remark
1	5240.000	33.84	9.66	35.34	92.04	100.20	74.00	-26.20	Peak

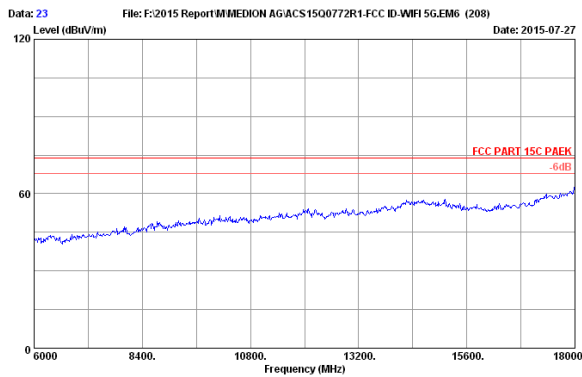
Remarks: 1. Emission Level= Antenna Factor + Cable Loss + Reading -Amp Factor
 2. The emission levels that are 20dB below the official limit are not reported.



Site no. : 3m Chamber Data no. : 18
 Dis. / Ant. : 3m 2014 3115 9607-4877 Ant. pol. : VERTICAL
 Limit : FCC PART 15C PAEK
 Env. / Ins. : 23°C/54%
 Engineer : Alice_yang
 EUT : Tablet PC
 Power rating : DC 5V From Adapter Input AC 120V/60Hz
 Test Mode : IEEE802.11a 5240MHz Tx Mode
 : PT301
 :

No.	Freq. (MHz)	Ant. Factor (dB/m)	Cable Loss (dB)	AMP factor (dB)	Reading (dBuV)	Emission Level (dBuV/m)	Limits (dBuV/m)	Margin (dB)	Remark
1	5240.000	33.84	9.66	35.34	82.64	90.80	74.00	-16.80	Peak

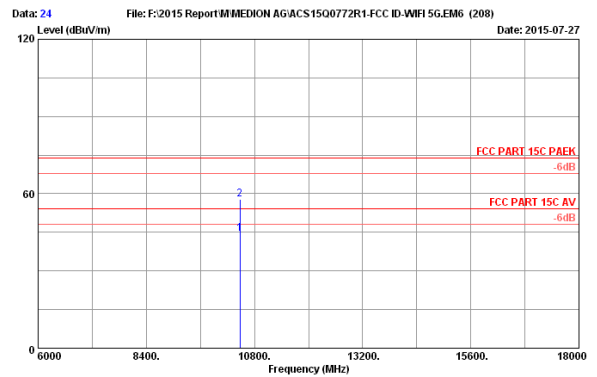
Remarks: 1. Emission Level= Antenna Factor + Cable Loss + Reading -Amp Factor
 2. The emission levels that are 20dB below the official limit are not reported.



Site no. : 3m Chamber Data no. : 23
 Dis. / Ant. : 3m 2014 3115 9607-4877 Ant. pol. : HORIZONTAL
 Limit : FCC PART 15C PAEK
 Env. / Ins. : 23°C/54%
 Engineer : Alice_yang
 EUT : Tablet PC
 Power rating : DC 5V From Adapter Input AC 120V/60Hz
 Test Mode : IEEE802.11a 5240MHz Tx Mode
 : PT301
 :

No.	Freq. (MHz)	Ant. Factor (dB/m)	Cable Loss (dB)	AMP factor (dB)	Reading (dBuV)	Emission Level (dBuV/m)	Limits (dBuV/m)	Margin (dB)	Remark
1	10480.000	38.29	13.81	35.58	28.06	44.58	54.00	9.42	Average
2	10480.000	38.29	13.81	35.58	41.35	57.87	74.00	16.13	Peak

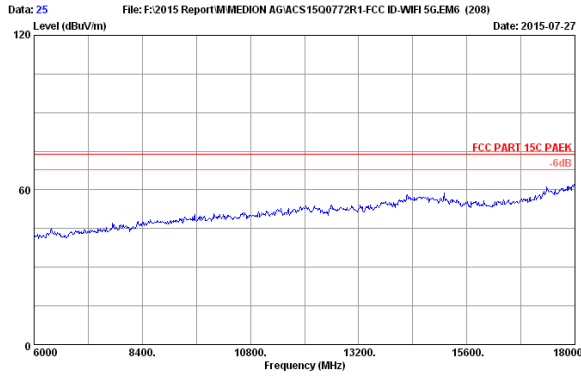
Remarks: 1. Emission Level= Antenna Factor + Cable Loss + Reading -Amp Factor
 2. The emission levels that are 20dB below the official limit are not reported.



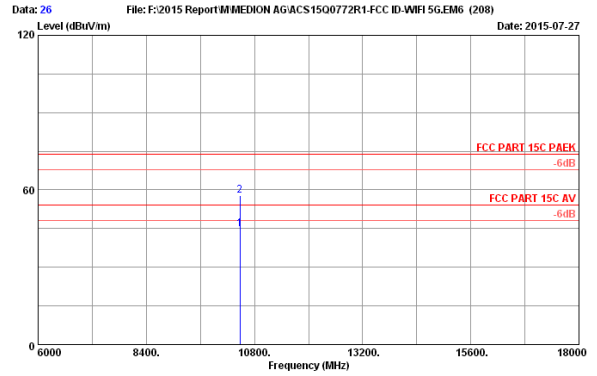
Site no. : 3m Chamber Data no. : 24
 Dis. / Ant. : 3m 2014 3115 9607-4877 Ant. pol. : HORIZONTAL
 Limit : FCC PART 15C PAEK
 Env. / Ins. : 23°C/54%
 Engineer : Alice_yang
 EUT : Tablet PC
 Power rating : DC 5V From Adapter Input AC 120V/60Hz
 Test Mode : IEEE802.11a 5240MHz Tx Mode
 : PT301
 :

No.	Freq. (MHz)	Ant. Factor (dB/m)	Cable Loss (dB)	AMP factor (dB)	Reading (dBuV)	Emission Level (dBuV/m)	Limits (dBuV/m)	Margin (dB)	Remark
1	10480.000	38.29	13.81	35.58	28.06	44.58	54.00	9.42	Average
2	10480.000	38.29	13.81	35.58	41.35	57.87	74.00	16.13	Peak

Remarks: 1. Emission Level= Antenna Factor + Cable Loss + Reading -Amp Factor
 2. The emission levels that are 20dB below the official limit are not reported.



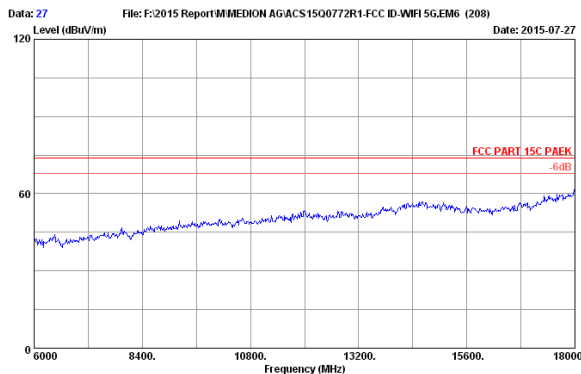
Site no. : 3m Chamber Data no. : 25
 Dis. / Ant. : 3m 2014 3115 9607-4877 Ant. pol. : VERTICAL
 Limit : FCC PART 15C PAK
 Env. / Ins. : 23°C/54%
 Engineer : Alice_yang
 EUT : Tablet PC
 Power rating : DC 5V From Adapter Input AC 120V/60Hz
 Test Mode : IEEES02.11a 5240MHz Tx Mode
 : PT301
 :



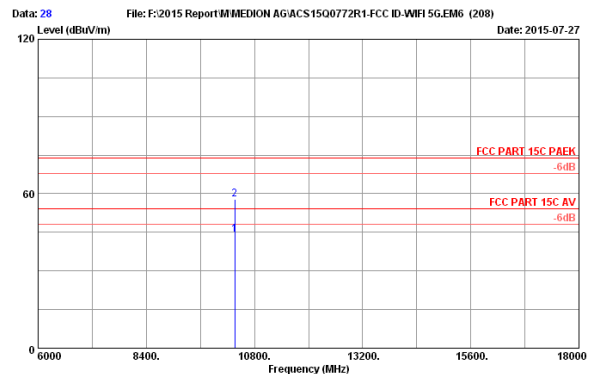
Site no. : 3m Chamber Data no. : 26
 Dis. / Ant. : 3m 2014 3115 9607-4877 Ant. pol. : VERTICAL
 Limit : FCC PART 15C PAK
 Env. / Ins. : 23°C/54%
 Engineer : Alice_yang
 EUT : Tablet PC
 Power rating : DC 5V From Adapter Input AC 120V/60Hz
 Test Mode : IEEES02.11a 5240MHz Tx Mode
 : PT301
 :

No.	Freq. (MHz)	Ant. Factor (dB/m)	Cable Loss (dB)	AMP factor (dB)	Reading (dBuV)	Emission Level (dBuV/m)	Limits (dBuV/m)	Margin (dB)	Remark
1	10480.000	38.29	13.81	35.58	28.26	44.78	54.00	9.22	Average
2	10480.000	38.29	13.81	35.58	41.19	57.71	74.00	16.29	Peak

Remarks: 1. Emission Level= Antenna Factor + Cable Loss + Reading - Amp Factor
 2. The emission levels that are 20dB below the official limit are not reported.



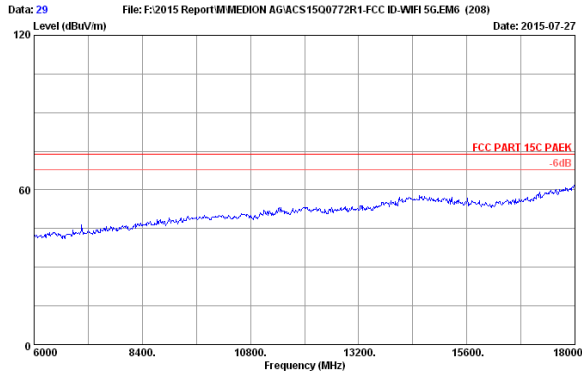
Site no. : 3m Chamber Data no. : 27
 Dis. / Ant. : 3m 2014 3115 9607-4877 Ant. pol. : VERTICAL
 Limit : FCC PART 15C PAK
 Env. / Ins. : 23°C/54%
 Engineer : Alice_yang
 EUT : Tablet PC
 Power rating : DC 5V From Adapter Input AC 120V/60Hz
 Test Mode : IEEES02.11nHT20 5180MHz Tx Mode
 : PT301
 :



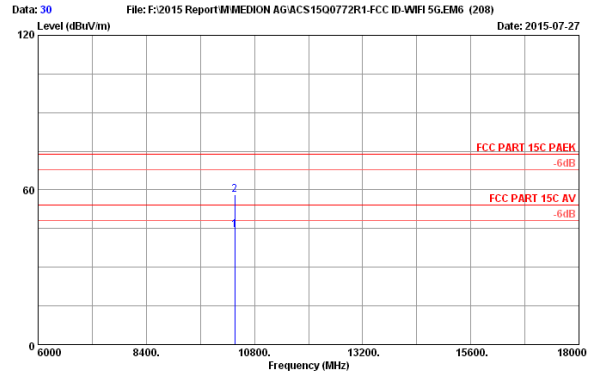
Site no. : 3m Chamber Data no. : 28
 Dis. / Ant. : 3m 2014 3115 9607-4877 Ant. pol. : VERTICAL
 Limit : FCC PART 15C PAK
 Env. / Ins. : 23°C/54%
 Engineer : Alice_yang
 EUT : Tablet PC
 Power rating : DC 5V From Adapter Input AC 120V/60Hz
 Test Mode : IEEES02.11nHT20 5180MHz Tx Mode
 : PT301
 :

No.	Freq. (MHz)	Ant. Factor (dB/m)	Cable Loss (dB)	AMP factor (dB)	Reading (dBuV)	Emission Level (dBuV/m)	Limits (dBuV/m)	Margin (dB)	Remark
1	10360.000	38.24	13.71	35.61	27.95	44.29	54.00	9.71	Average
2	10360.000	38.24	13.71	35.61	41.53	57.87	74.00	16.13	Peak

Remarks: 1. Emission Level= Antenna Factor + Cable Loss + Reading - Amp Factor
 2. The emission levels that are 20dB below the official limit are not reported.



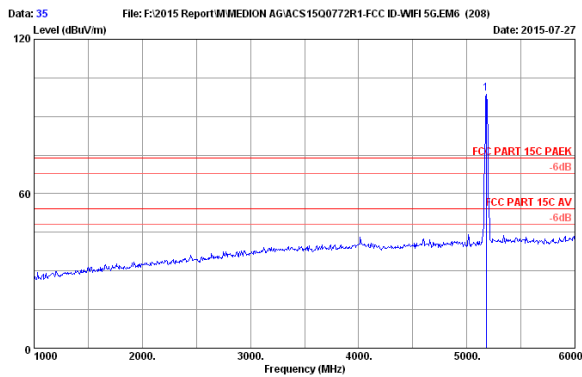
Site no. : 3m Chamber Data no. : 29
 Dis. / Ant. : 3m 2014 3115 9607-4877 Ant. pol. : HORIZONTAL
 Limit : FCC PART 15C PAK
 Env. / Ins. : 23°C/54%
 Engineer : Alice yang
 EUT : Tablet PC
 Power rating : DC 5V From Adapter Input AC 120V/60Hz
 Test Mode : IEEES02.11nHT20 5180MHz Tx Mode
 : PT301
 :



Site no. : 3m Chamber Data no. : 30
 Dis. / Ant. : 3m 2014 3115 9607-4877 Ant. pol. : HORIZONTAL
 Limit : FCC PART 15C PAK
 Env. / Ins. : 23°C/54%
 Engineer : Alice yang
 EUT : Tablet PC
 Power rating : DC 5V From Adapter Input AC 120V/60Hz
 Test Mode : IEEES02.11nHT20 5180MHz Tx Mode
 : PT301
 :

No.	Freq. (MHz)	Ant. Factor (dB/m)	Cable Loss (dB)	AMP factor (dB)	Reading (dBuV)	Emission Level (dBuV/m)	Limits (dBuV/m)	Margin (dB)	Remark
1	10360.000	38.24	13.71	35.61	28.12	44.46	54.00	9.54	Average
2	10360.000	38.24	13.71	35.61	41.66	58.00	74.00	16.00	Peak

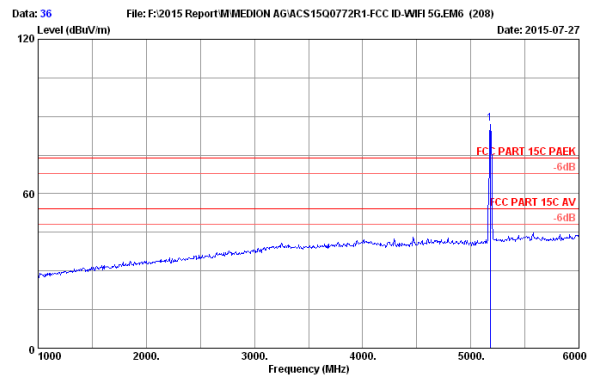
Remarks: 1. Emission Level= Antenna Factor + Cable Loss + Reading - Amp Factor
 2. The emission levels that are 20dB below the official limit are not reported.



Site no. : 3m Chamber Data no. : 35
 Dis. / Ant. : 3m 2014 3115 9607-4877 Ant. pol. : HORIZONTAL
 Limit : FCC PART 15C PAK
 Env. / Ins. : 23°C/54%
 Engineer : Alice yang
 EUT : Tablet PC
 Power rating : DC 5V From Adapter Input AC 120V/60Hz
 Test Mode : IEEES02.11nHT20 5180MHz Tx Mode
 : PT301
 :

No.	Freq. (MHz)	Ant. Factor (dB/m)	Cable Loss (dB)	AMP factor (dB)	Reading (dBuV)	Emission Level (dBuV/m)	Limits (dBuV/m)	Margin (dB)	Remark
1	5180.000	33.73	9.63	35.37	90.95	98.94	74.00	-24.94	Peak

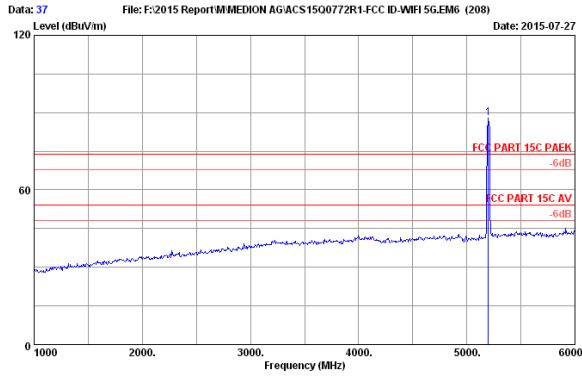
Remarks: 1. Emission Level= Antenna Factor + Cable Loss + Reading - Amp Factor
 2. The emission levels that are 20dB below the official limit are not reported.



Site no. : 3m Chamber Data no. : 36
 Dis. / Ant. : 3m 2014 3115 9607-4877 Ant. pol. : VERTICAL
 Limit : FCC PART 15C PAK
 Env. / Ins. : 23°C/54%
 Engineer : Alice yang
 EUT : Tablet PC
 Power rating : DC 5V From Adapter Input AC 120V/60Hz
 Test Mode : IEEES02.11nHT20 5180MHz Tx Mode
 : PT301
 :

No.	Freq. (MHz)	Ant. Factor (dB/m)	Cable Loss (dB)	AMP factor (dB)	Reading (dBuV)	Emission Level (dBuV/m)	Limits (dBuV/m)	Margin (dB)	Remark
1	5180.000	33.73	9.63	35.37	79.17	87.16	74.00	-13.16	Peak

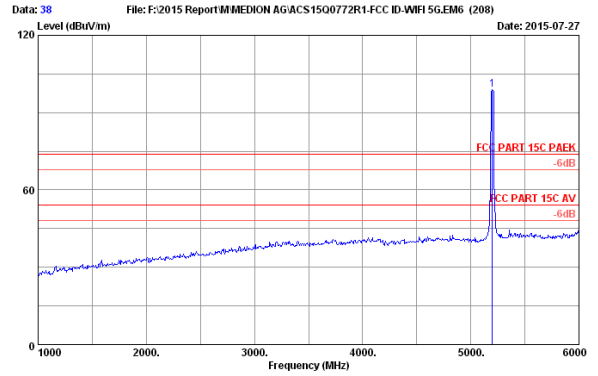
Remarks: 1. Emission Level= Antenna Factor + Cable Loss + Reading - Amp Factor
 2. The emission levels that are 20dB below the official limit are not reported.



Site no. : 3m Chamber Data no. : 37
 Dis. / Ant. : 3m 2014 3115 9607-4877 Ant. pol. : VERTICAL
 Limit : FCC PART 15C PAEK
 Env. / Ins. : 23°C/54%
 Engineer : Alice_yang
 EUT : Tablet PC
 Power rating : DC 5V From Adapter Input AC 120V/60Hz
 Test Mode : IEEEE02.11nHT20 5200MHz Tx Mode
 : PT301
 :

No.	Freq. (MHz)	Ant. Factor (dB/m)	Cable Loss (dB)	AMP factor (dB)	Reading (dBuV)	Emission Level (dBuV/m)	Limits (dBuV/m)	Margin (dB)	Remark
1	5200.000	33.77	9.64	35.36	79.73	87.78	74.00	-13.78	Peak

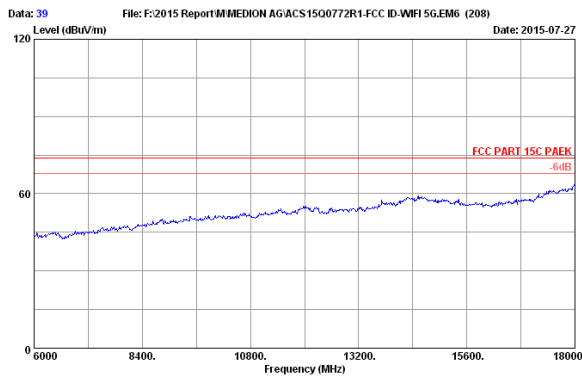
Remarks: 1. Emission Level= Antenna Factor + Cable Loss + Reading - Amp Factor
 2. The emission levels that are 20dB below the official limit are not reported.



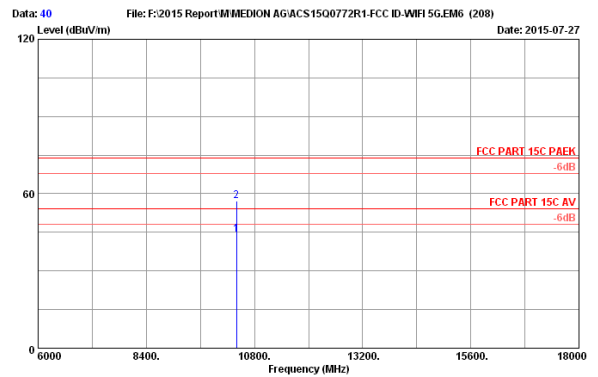
Site no. : 3m Chamber Data no. : 38
 Dis. / Ant. : 3m 2014 3115 9607-4877 Ant. pol. : HORIZONTAL
 Limit : FCC PART 15C PAEK
 Env. / Ins. : 23°C/54%
 Engineer : Alice_yang
 EUT : Tablet PC
 Power rating : DC 5V From Adapter Input AC 120V/60Hz
 Test Mode : IEEEE02.11nHT20 5200MHz Tx Mode
 : PT301
 :

No.	Freq. (MHz)	Ant. Factor (dB/m)	Cable Loss (dB)	AMP factor (dB)	Reading (dBuV)	Emission Level (dBuV/m)	Limits (dBuV/m)	Margin (dB)	Remark
1	5200.000	33.77	9.64	35.36	90.73	98.78	74.00	-24.78	Peak

Remarks: 1. Emission Level= Antenna Factor + Cable Loss + Reading - Amp Factor
 2. The emission levels that are 20dB below the official limit are not reported.



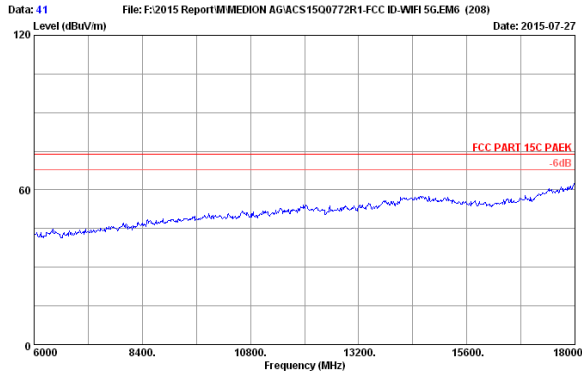
Site no. : 3m Chamber Data no. : 39
 Dis. / Ant. : 3m 2014 3115 9607-4877 Ant. pol. : VERTICAL
 Limit : FCC PART 15C PAEK
 Env. / Ins. : 23°C/54%
 Engineer : Alice_yang
 EUT : Tablet PC
 Power rating : DC 5V From Adapter Input AC 120V/60Hz
 Test Mode : IEEEE02.11nHT20 5200MHz Tx Mode
 : PT301
 :



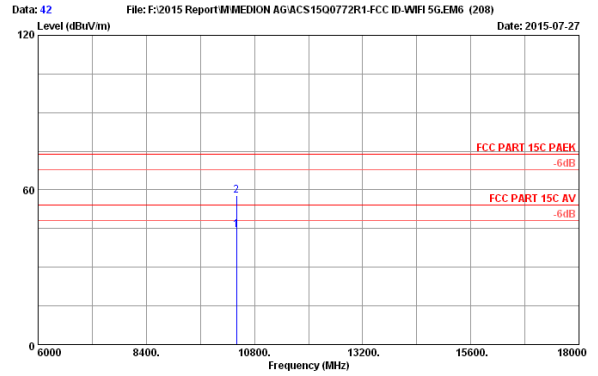
Site no. : 3m Chamber Data no. : 40
 Dis. / Ant. : 3m 2014 3115 9607-4877 Ant. pol. : VERTICAL
 Limit : FCC PART 15C PAEK
 Env. / Ins. : 23°C/54%
 Engineer : Alice_yang
 EUT : Tablet PC
 Power rating : DC 5V From Adapter Input AC 120V/60Hz
 Test Mode : IEEEE02.11nHT20 5200MHz Tx Mode
 : PT301
 :

No.	Freq. (MHz)	Ant. Factor (dB/m)	Cable Loss (dB)	AMP factor (dB)	Reading (dBuV)	Emission Level (dBuV/m)	Limits (dBuV/m)	Margin (dB)	Remark
1	10400.000	38.26	13.74	35.60	27.83	44.23	54.00	9.77	Average
2	10400.000	38.26	13.74	35.60	40.65	57.05	74.00	16.95	Peak

Remarks: 1. Emission Level= Antenna Factor + Cable Loss + Reading - Amp Factor
 2. The emission levels that are 20dB below the official limit are not reported.



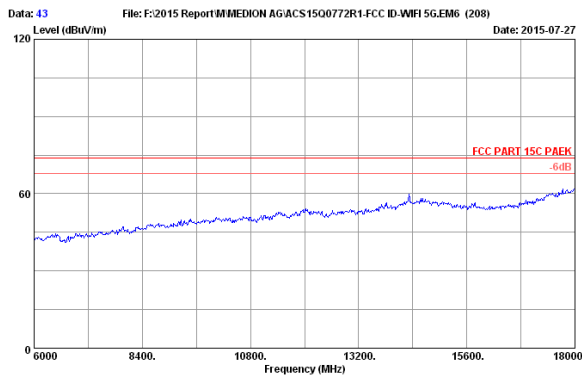
Site no. : 3m Chamber Data no. : 41
 Dis. / Ant. : 3m 2014 3115 9607-4877 Ant. pol. : HORIZONTAL
 Limit : FCC PART 15C PAEK
 Env. / Ins. : 23°C/54%
 Engineer : Alice_yang
 EUT : Tablet PC
 Power rating : DC 5V From Adapter Input AC 120V/60Hz
 Test Mode : IEEEE02.11nHT20 5200MHz Tx Mode
 : PT301
 :



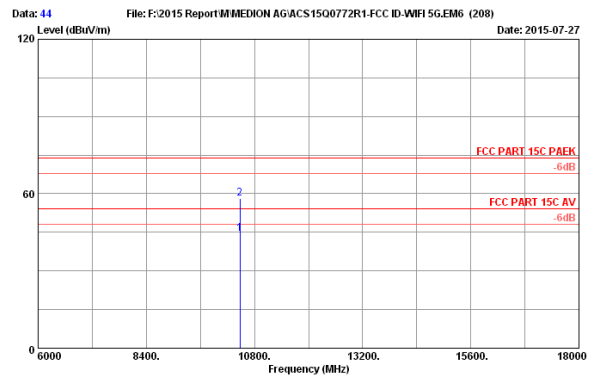
Site no. : 3m Chamber Data no. : 42
 Dis. / Ant. : 3m 2014 3115 9607-4877 Ant. pol. : HORIZONTAL
 Limit : FCC PART 15C PAEK
 Env. / Ins. : 23°C/54%
 Engineer : Alice_yang
 EUT : Tablet PC
 Power rating : DC 5V From Adapter Input AC 120V/60Hz
 Test Mode : IEEEE02.11nHT20 5200MHz Tx Mode
 : PT301
 :

No.	Freq. (MHz)	Ant. Factor (dB/m)	Cable Loss (dB)	AMP factor (dB)	Reading (dBuV)	Emission Level (dBuV/m)	Limits (dBuV/m)	Margin (dB)	Remark
1	10400.000	38.26	13.74	35.60	28.20	44.60	54.00	9.40	Average
2	10400.000	38.26	13.74	35.60	41.37	57.77	74.00	16.23	Peak

Remarks: 1. Emission Level= Antenna Factor + Cable Loss + Reading -Amp Factor
 2. The emission levels that are 20dB below the official limit are not reported.



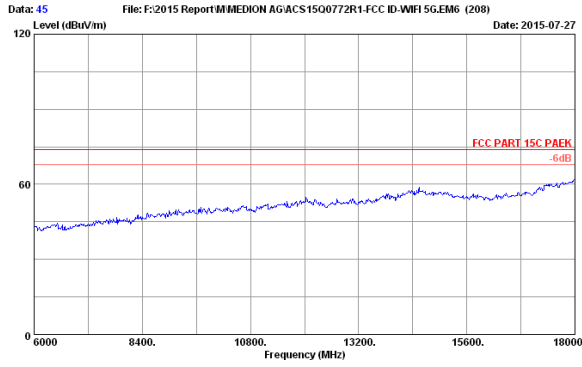
Site no. : 3m Chamber Data no. : 43
 Dis. / Ant. : 3m 2014 3115 9607-4877 Ant. pol. : VERTICAL
 Limit : FCC PART 15C PAEK
 Env. / Ins. : 23°C/54%
 Engineer : Alice_yang
 EUT : Tablet PC
 Power rating : DC 5V From Adapter Input AC 120V/60Hz
 Test Mode : IEEEE02.11nHT20 5240MHz Tx Mode
 : PT301
 :



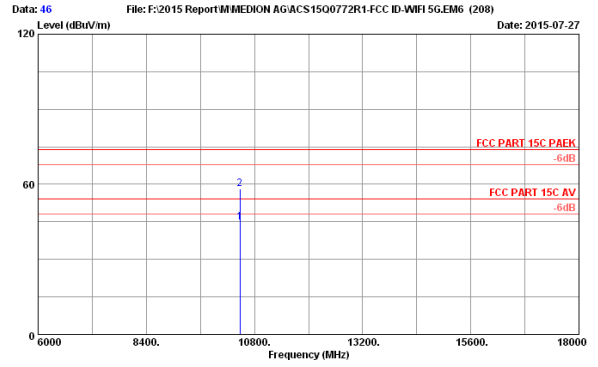
Site no. : 3m Chamber Data no. : 44
 Dis. / Ant. : 3m 2014 3115 9607-4877 Ant. pol. : VERTICAL
 Limit : FCC PART 15C PAEK
 Env. / Ins. : 23°C/54%
 Engineer : Alice_yang
 EUT : Tablet PC
 Power rating : DC 5V From Adapter Input AC 120V/60Hz
 Test Mode : IEEEE02.11nHT20 5240MHz Tx Mode
 : PT301
 :

No.	Freq. (MHz)	Ant. Factor (dB/m)	Cable Loss (dB)	AMP factor (dB)	Reading (dBuV)	Emission Level (dBuV/m)	Limits (dBuV/m)	Margin (dB)	Remark
1	10480.000	38.29	13.81	35.58	28.03	44.55	54.00	9.45	Average
2	10480.000	38.29	13.81	35.58	41.54	58.06	74.00	15.94	Peak

Remarks: 1. Emission Level= Antenna Factor + Cable Loss + Reading -Amp Factor
 2. The emission levels that are 20dB below the official limit are not reported.



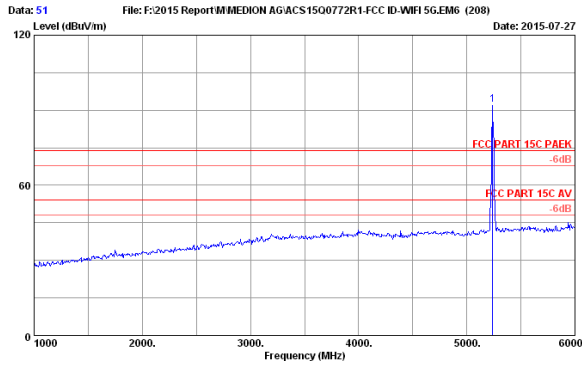
Site no. : 3m Chamber Data no. : 45
 Dis. / Ant. : 3m 2014 3115 9607-4877 Ant. pol. : HORIZONTAL
 Limit : FCC PART 15C PAEK
 Env. / Ins. : 23°C/54%
 Engineer : Alice_yang
 EUT : Tablet PC
 Power rating : DC 5V From Adapter Input AC 120V/60Hz
 Test Mode : IEEE802.11nHT20 5240MHz Tx Mode
 : PT301
 :



Site no. : 3m Chamber Data no. : 46
 Dis. / Ant. : 3m 2014 3115 9607-4877 Ant. pol. : HORIZONTAL
 Limit : FCC PART 15C PAEK
 Env. / Ins. : 23°C/54%
 Engineer : Alice_yang
 EUT : Tablet PC
 Power rating : DC 5V From Adapter Input AC 120V/60Hz
 Test Mode : IEEE802.11nHT20 5240MHz Tx Mode
 : PT301
 :

No.	Freq. (MHz)	Ant. Factor (dB/m)	Cable Loss (dB)	AMP factor (dB)	Reading (dBuV)	Emission Level (dBuV/m)	Limits (dBuV/m)	Margin (dB)	Remark
1	10480.000	38.29	13.81	35.58	28.26	44.78	54.00	9.22	Average
2	10480.000	38.29	13.81	35.58	41.57	58.09	74.00	15.91	Peak

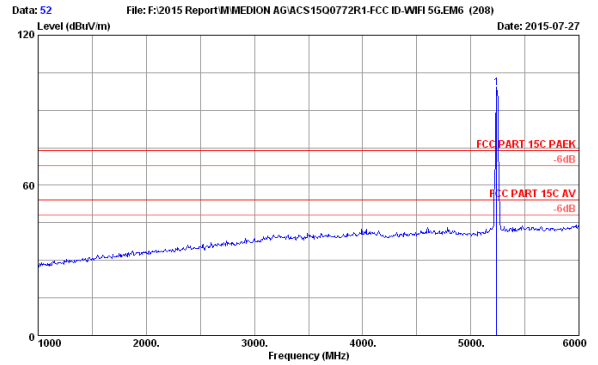
Remarks: 1. Emission Level= Antenna Factor + Cable Loss + Reading - Amp Factor
 2. The emission levels that are 20dB below the official limit are not reported.



Site no. : 3m Chamber Data no. : 51
 Dis. / Ant. : 3m 2014 3115 9607-4877 Ant. pol. : VERTICAL
 Limit : FCC PART 15C PAEK
 Env. / Ins. : 23°C/54%
 Engineer : Alice_yang
 EUT : Tablet PC
 Power rating : DC 5V From Adapter Input AC 120V/60Hz
 Test Mode : IEEE802.11nHT20 5240MHz Tx Mode
 : PT301
 :

No.	Freq. (MHz)	Ant. Factor (dB/m)	Cable Loss (dB)	AMP factor (dB)	Reading (dBuV)	Emission Level (dBuV/m)	Limits (dBuV/m)	Margin (dB)	Remark
1	5240.000	33.84	9.66	35.34	84.06	92.22	74.00	-18.22	Peak

Remarks: 1. Emission Level= Antenna Factor + Cable Loss + Reading - Amp Factor
 2. The emission levels that are 20dB below the official limit are not reported.

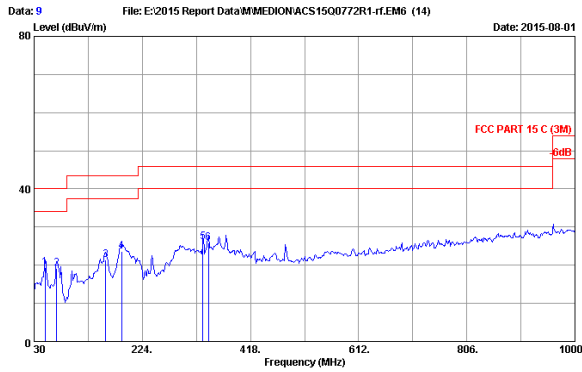


Site no. : 3m Chamber Data no. : 52
 Dis. / Ant. : 3m 2014 3115 9607-4877 Ant. pol. : HORIZONTAL
 Limit : FCC PART 15C PAEK
 Env. / Ins. : 23°C/54%
 Engineer : Alice_yang
 EUT : Tablet PC
 Power rating : DC 5V From Adapter Input AC 120V/60Hz
 Test Mode : IEEE802.11nHT20 5240MHz Tx Mode
 : PT301
 :

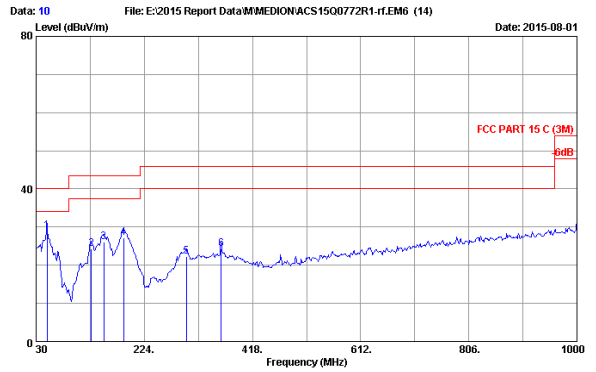
No.	Freq. (MHz)	Ant. Factor (dB/m)	Cable Loss (dB)	AMP factor (dB)	Reading (dBuV)	Emission Level (dBuV/m)	Limits (dBuV/m)	Margin (dB)	Remark
1	5240.000	33.84	9.66	35.34	90.67	98.83	74.00	-24.83	Peak

Remarks: 1. Emission Level= Antenna Factor + Cable Loss + Reading - Amp Factor
 2. The emission levels that are 20dB below the official limit are not reported.

5260-5320MHz Band:
Frequency: 30MHz~1GHz



Site no. : 3m Chamber Data no. : 9
 Dis. / Ant. : 3m 2015 VULB 9168-493 Ant. pol. : HORIZONTAL
 Limit : FCC PART 15 C (3M)
 Env. / Ins. : 24°C/56% Engineer : Jolly_Xu
 EUT : Tablet PC M/N:PT301
 Power rating : DC 5V From Adapter Input AC 120V/60Hz
 Test Mode : Tx Mode



Site no. : 3m Chamber Data no. : 10
 Dis. / Ant. : 3m 2015 VULB 9168-493 Ant. pol. : VERTICAL
 Limit : FCC PART 15 C (3M)
 Env. / Ins. : 24°C/56% Engineer : Jolly_Xu
 EUT : Tablet PC M/N:PT301
 Power rating : DC 5V From Adapter Input AC 120V/60Hz
 Test Mode : Tx Mode

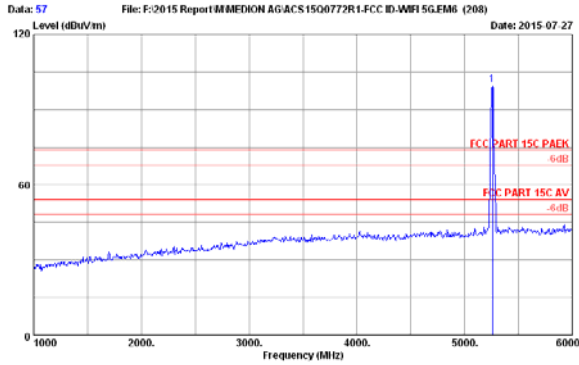
No.	Freq. (MHz)	Ant. Factor (dB/m)	Cable Loss (dB)	Reading (dBuV)	Emission Level (dBuV/m)	Limits (dBuV/m)	Margin (dB)	Remark
1	49.400	14.38	0.81	4.19	19.38	40.00	20.62	QP
2	70.740	11.42	0.93	6.71	19.06	40.00	20.94	QP
3	158.040	14.38	1.35	5.70	21.43	43.50	22.07	QP
4	187.140	12.03	1.46	10.10	23.59	43.50	19.91	QP
5	332.640	14.75	2.01	9.26	26.02	46.00	19.98	QP
6	342.340	14.95	2.03	8.82	25.80	46.00	20.20	QP

Remarks: 1. Emission Level= Antenna Factor + Cable Loss + Reading.
 2. The emission levels that are 20dB below the official limit are not reported.

No.	Freq. (MHz)	Ant. Factor (dB/m)	Cable Loss (dB)	Reading (dBuV)	Emission Level (dBuV/m)	Limits (dBuV/m)	Margin (dB)	Remark
1	49.400	14.38	0.81	13.82	29.01	40.00	10.99	QP
2	128.940	13.18	1.21	9.94	24.33	43.50	19.17	QP
3	151.250	14.31	1.32	10.47	26.10	43.50	17.40	QP
4	187.140	12.03	1.46	13.78	27.27	43.50	16.23	QP
5	299.660	14.10	1.90	6.38	22.38	46.00	23.62	QP
6	361.740	15.43	2.10	6.82	24.35	46.00	21.65	QP

Remarks: 1. Emission Level= Antenna Factor + Cable Loss + Reading.
 2. The emission levels that are 20dB below the official limit are not reported.

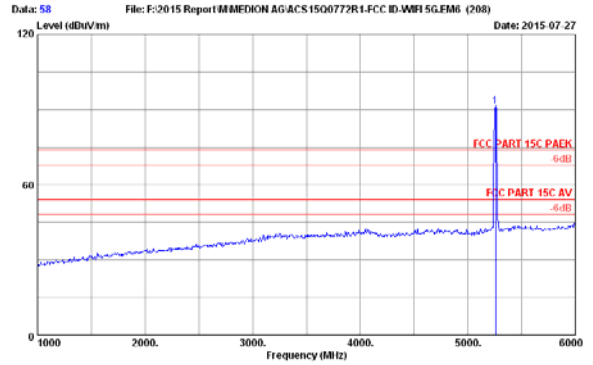
Frequency: 1GHz~18GHz



Site no. : 3m Chamber Data no. : 57
 Dis. / Ant. : 3m 2014 3115 9607-4077 Ant. pol. : HORIZONTAL
 Limit : FCC PART 15C PAEK
 Env. / Ins. : 23°C/54%
 Engineer : Alice_yang
 EUT : Tablet PC
 Power rating : DC 5V From Adapter Input AC 120V/60Hz
 Test Mode : IEEE802.11a 5260MHz Tx Mode
 : PT301
 :

No.	Freq. (MHz)	Ant. Factor (dB/m)	Cable Loss (dB)	AMP Factor (dB)	Reading (dBuV)	Emission Level (dBuV/m)	Limits (dBuV/m)	Margin (dB)	Remark
1	5260.000	33.88	9.67	35.34	91.64	99.85	74.00	-25.85	Peak

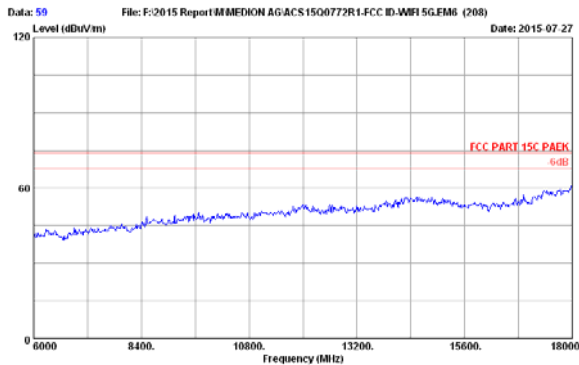
Remarks: 1. Emission Level= Antenna Factor + Cable Loss + Reading -amp Factor
 2. The emission levels that are 20dB below the official limit are not reported.



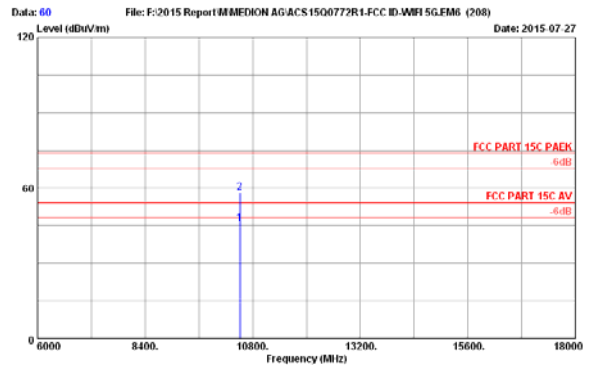
Site no. : 3m Chamber Data no. : 58
 Dis. / Ant. : 3m 2014 3115 9607-4077 Ant. pol. : VERTICAL
 Limit : FCC PART 15C PAEK
 Env. / Ins. : 23°C/54%
 Engineer : Alice_yang
 EUT : Tablet PC
 Power rating : DC 5V From Adapter Input AC 120V/60Hz
 Test Mode : IEEE802.11a 5260MHz Tx Mode
 : PT301
 :

No.	Freq. (MHz)	Ant. Factor (dB/m)	Cable Loss (dB)	AMP Factor (dB)	Reading (dBuV)	Emission Level (dBuV/m)	Limits (dBuV/m)	Margin (dB)	Remark
1	5260.000	33.88	9.67	35.34	83.08	91.29	74.00	-17.29	Peak

Remarks: 1. Emission Level= Antenna Factor + Cable Loss + Reading -amp Factor
 2. The emission levels that are 20dB below the official limit are not reported.



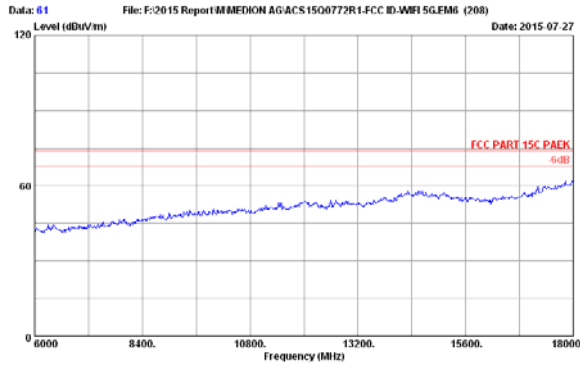
Site no. : 3m Chamber Data no. : 59
 Dis. / Ant. : 3m 2014 3115 9607-4077 Ant. pol. : VERTICAL
 Limit : FCC PART 15C PAEK
 Env. / Ins. : 23°C/54%
 Engineer : Alice_yang
 EUT : Tablet PC
 Power rating : DC 5V From Adapter Input AC 120V/60Hz
 Test Mode : IEEE802.11a 5260MHz Tx Mode
 : PT301
 :



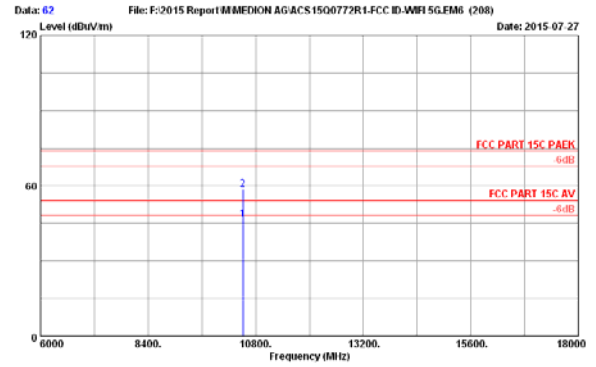
Site no. : 3m Chamber Data no. : 60
 Dis. / Ant. : 3m 2014 3115 9607-4077 Ant. pol. : VERTICAL
 Limit : FCC PART 15C PAEK
 Env. / Ins. : 23°C/54%
 Engineer : Alice_yang
 EUT : Tablet PC
 Power rating : DC 5V From Adapter Input AC 120V/60Hz
 Test Mode : IEEE802.11a 5260MHz Tx Mode
 : PT301
 :

No.	Freq. (MHz)	Ant. Factor (dB/m)	Cable Loss (dB)	AMP Factor (dB)	Reading (dBuV)	Emission Level (dBuV/m)	Limits (dBuV/m)	Margin (dB)	Remark
1	10520.000	38.31	13.83	35.57	29.08	45.65	54.00	8.35	Average
2	10520.000	38.31	13.83	35.57	41.68	58.25	74.00	15.75	Peak

Remarks: 1. Emission Level= Antenna Factor + Cable Loss + Reading -amp Factor
 2. The emission levels that are 20dB below the official limit are not reported.



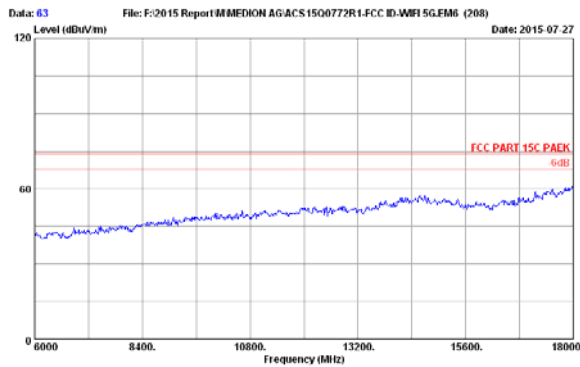
Site no. : 3m Chamber Data no. : 61
 Dis. / Ant. : 3m 2014 2115 9607-4077 Ant. pol. : HORIZONTAL
 Limit : FCC PART 15C PAEK
 Env. / Ins. : 23°C/54%
 Engineer : Alice_yang
 EUT : Tablet PC
 Power rating : DC 5V From Adapter Input AC 120V/60Hz
 Test Mode : IEEE802.11a 5260MHz Tx Mode
 : PT301
 :



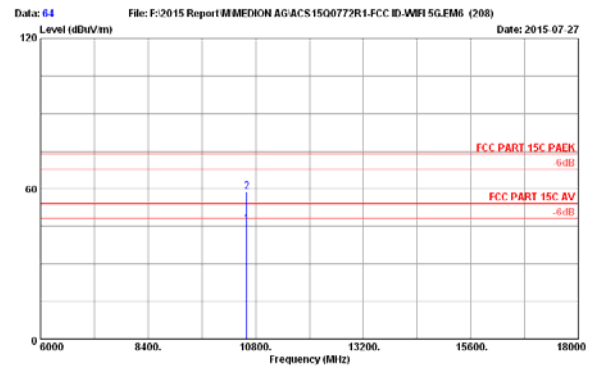
Site no. : 3m Chamber Data no. : 62
 Dis. / Ant. : 3m 2014 2115 9607-4077 Ant. pol. : HORIZONTAL
 Limit : FCC PART 15C PAEK
 Env. / Ins. : 23°C/54%
 Engineer : Alice_yang
 EUT : Tablet PC
 Power rating : DC 5V From Adapter Input AC 120V/60Hz
 Test Mode : IEEE802.11a 5260MHz Tx Mode
 : PT301
 :

No.	Freq. (MHz)	Ant. Factor (dB/m)	Cable Loss (dB)	AMP factor (dB)	Reading (dBuV)	Emission Level (dBuV/m)	Limits (dBuV/m)	Margin (dB)	Remark
1	10520.000	38.31	13.83	35.57	29.82	46.39	54.00	7.61	Average
2	10520.000	38.31	13.83	35.57	41.79	58.36	74.00	15.64	Peak

Remarks: 1. Emission Level= Antenna Factor + Cable Loss + Reading - Amp Factor
 2. The emission levels that are 20dB below the official limit are not reported.



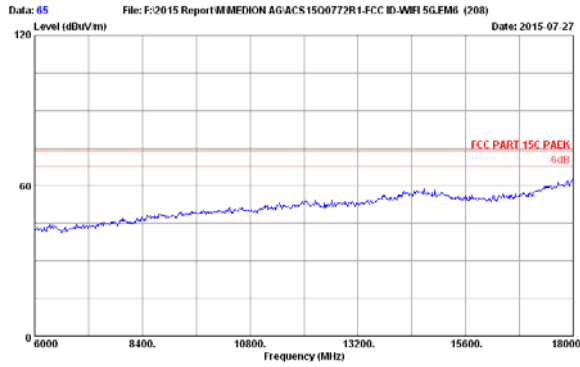
Site no. : 3m Chamber Data no. : 63
 Dis. / Ant. : 3m 2014 2115 9607-4077 Ant. pol. : VERTICAL
 Limit : FCC PART 15C PAEK
 Env. / Ins. : 23°C/54%
 Engineer : Alice_yang
 EUT : Tablet PC
 Power rating : DC 5V From Adapter Input AC 120V/60Hz
 Test Mode : IEEE802.11a 5300MHz Tx Mode
 : PT301
 :



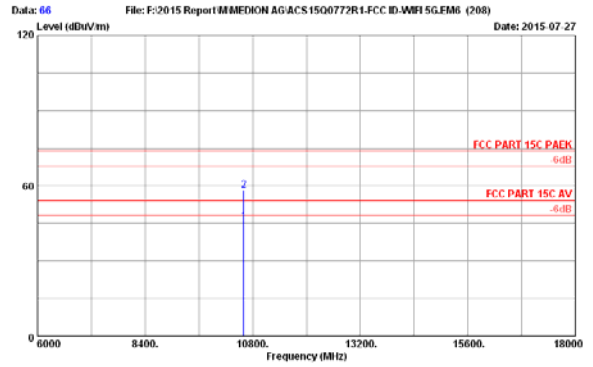
Site no. : 3m Chamber Data no. : 64
 Dis. / Ant. : 3m 2014 2115 9607-4077 Ant. pol. : VERTICAL
 Limit : FCC PART 15C PAEK
 Env. / Ins. : 23°C/54%
 Engineer : Alice_yang
 EUT : Tablet PC
 Power rating : DC 5V From Adapter Input AC 120V/60Hz
 Test Mode : IEEE802.11a 5300MHz Tx Mode
 : PT301
 :

No.	Freq. (MHz)	Ant. Factor (dB/m)	Cable Loss (dB)	AMP factor (dB)	Reading (dBuV)	Emission Level (dBuV/m)	Limits (dBuV/m)	Margin (dB)	Remark
1	10600.000	38.36	13.88	35.55	28.95	45.84	54.00	8.16	Average
2	10600.000	38.36	13.88	35.55	42.06	58.75	74.00	15.25	Peak

Remarks: 1. Emission Level= Antenna Factor + Cable Loss + Reading - Amp Factor
 2. The emission levels that are 20dB below the official limit are not reported.



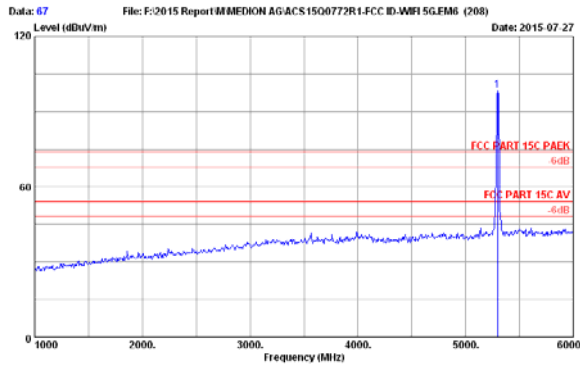
Site no. : 3m Chamber Data no. : 65
 Dis. / Ant. : 3m 2014 2115 9607-4077 Ant. pol. : HORIZONTAL
 Limit : FCC PART 15C PAEK
 Env. / Ins. : 23°C/54%
 Engineer : Alice_yang
 EUT : Tablet PC
 Power rating : DC 5V From Adapter Input AC 120V/60Hz
 Test Mode : IEEE802.11a 5300MHz Tx Mode
 : PT301
 :



Site no. : 3m Chamber Data no. : 66
 Dis. / Ant. : 3m 2014 2115 9607-4077 Ant. pol. : HORIZONTAL
 Limit : FCC PART 15C PAEK
 Env. / Ins. : 23°C/54%
 Engineer : Alice_yang
 EUT : Tablet PC
 Power rating : DC 5V From Adapter Input AC 120V/60Hz
 Test Mode : IEEE802.11a 5300MHz Tx Mode
 : PT301
 :

No.	Freq. (MHz)	Ant. Factor (dB/m)	Cable Loss (dB)	AMP factor (dB)	Reading (dBuV)	Emission Level (dBuV/m)	Limits (dBuV/m)	Margin (dB)	Remark
1	10600.000	38.36	13.88	35.55	28.62	45.31	54.00	8.69	Average
2	10600.000	38.36	13.88	35.55	41.60	58.29	74.00	15.71	Peak

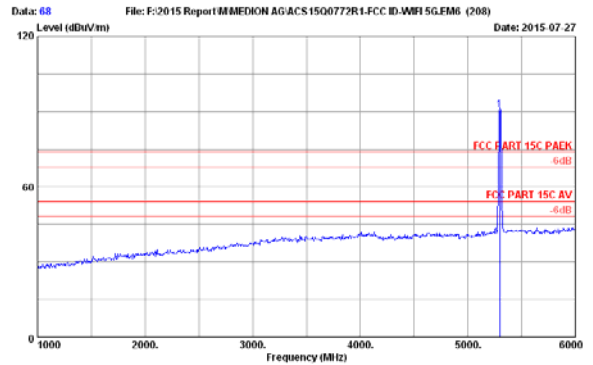
Remarks: 1. Emission Level= Antenna Factor + Cable Loss + Reading - Amp Factor
 2. The emission levels that are 20dB below the official limit are not reported.



Site no. : 3m Chamber Data no. : 67
 Dis. / Ant. : 3m 2014 2115 9607-4077 Ant. pol. : HORIZONTAL
 Limit : FCC PART 15C PAEK
 Env. / Ins. : 23°C/54%
 Engineer : Alice_yang
 EUT : Tablet PC
 Power rating : DC 5V From Adapter Input AC 120V/60Hz
 Test Mode : IEEE802.11a 5300MHz Tx Mode
 : PT301
 :

No.	Freq. (MHz)	Ant. Factor (dB/m)	Cable Loss (dB)	AMP factor (dB)	Reading (dBuV)	Emission Level (dBuV/m)	Limits (dBuV/m)	Margin (dB)	Remark
1	5300.000	33.95	9.68	35.32	90.34	98.65	74.00	-24.65	Peak

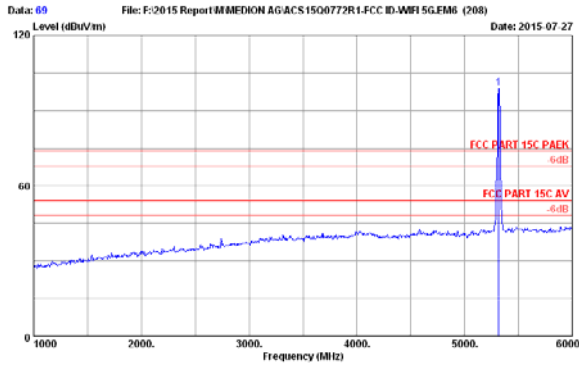
Remarks: 1. Emission Level= Antenna Factor + Cable Loss + Reading - Amp Factor
 2. The emission levels that are 20dB below the official limit are not reported.



Site no. : 3m Chamber Data no. : 68
 Dis. / Ant. : 3m 2014 2115 9607-4077 Ant. pol. : VERTICAL
 Limit : FCC PART 15C PAEK
 Env. / Ins. : 23°C/54%
 Engineer : Alice_yang
 EUT : Tablet PC
 Power rating : DC 5V From Adapter Input AC 120V/60Hz
 Test Mode : IEEE802.11a 5300MHz Tx Mode
 : PT301
 :

No.	Freq. (MHz)	Ant. Factor (dB/m)	Cable Loss (dB)	AMP factor (dB)	Reading (dBuV)	Emission Level (dBuV/m)	Limits (dBuV/m)	Margin (dB)	Remark
1	5300.000	33.95	9.68	35.32	82.41	90.72	74.00	-16.72	Peak

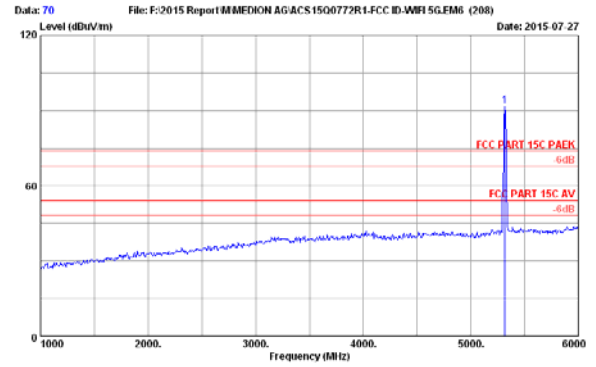
Remarks: 1. Emission Level= Antenna Factor + Cable Loss + Reading - Amp Factor
 2. The emission levels that are 20dB below the official limit are not reported.



Site no. : 3m Chamber Data no. : 69
 Dis. / Ant. : 3m 2014 0115 9607-4077 Ant. pol. : HORIZONTAL
 Limit : FCC PART 15C PAEK
 Env. / Ins. : 23°C/54%
 Engineer : Alice_yang
 EUT : Tablet PC
 Power rating : DC 5V From Adapter Input AC 120V/60Hz
 Test Mode : IEEE802.11a 5320MHz Tx Mode : PT301

No.	Freq. (MHz)	Ant. Factor (dB/m)	Cable Loss (dB)	AMP factor (dB)	Reading (dBuV)	Emission Level (dBuV/m)	Limits (dBuV/m)	Margin (dB)	Remark
1	5320.000	33.99	9.69	35.30	90.58	98.96	74.00	-24.96	Peak

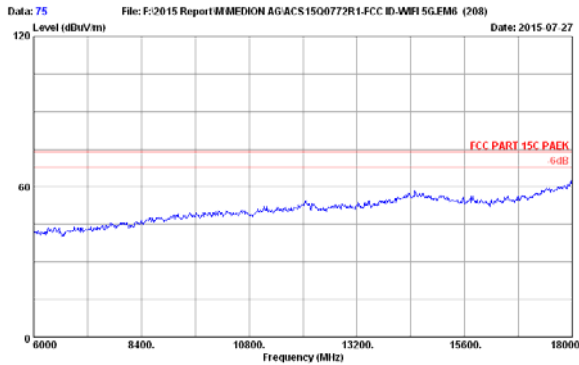
Remarks: 1. Emission Level= Antenna Factor + Cable Loss + Reading - Amp Factor
 2. The emission levels that are 20dB below the official limit are not reported.



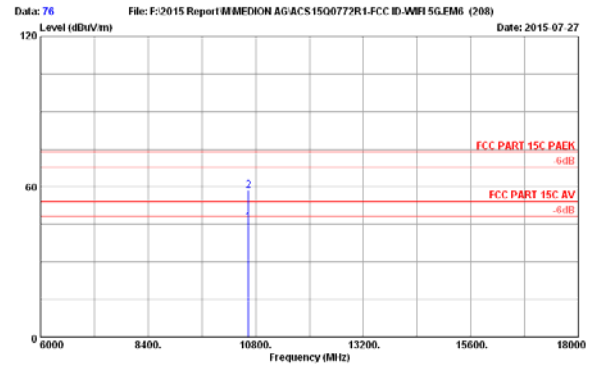
Site no. : 3m Chamber Data no. : 70
 Dis. / Ant. : 3m 2014 0115 9607-4077 Ant. pol. : VERTICAL
 Limit : FCC PART 15C PAEK
 Env. / Ins. : 23°C/54%
 Engineer : Alice_yang
 EUT : Tablet PC
 Power rating : DC 5V From Adapter Input AC 120V/60Hz
 Test Mode : IEEE802.11a 5320MHz Tx Mode : PT301

No.	Freq. (MHz)	Ant. Factor (dB/m)	Cable Loss (dB)	AMP factor (dB)	Reading (dBuV)	Emission Level (dBuV/m)	Limits (dBuV/m)	Margin (dB)	Remark
1	5320.000	33.99	9.69	35.30	83.45	91.83	74.00	-17.83	Peak

Remarks: 1. Emission Level= Antenna Factor + Cable Loss + Reading - Amp Factor
 2. The emission levels that are 20dB below the official limit are not reported.



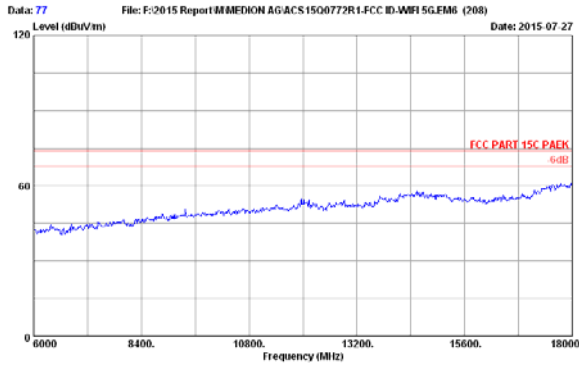
Site no. : 3m Chamber Data no. : 75
 Dis. / Ant. : 3m 2014 0115 9607-4077 Ant. pol. : HORIZONTAL
 Limit : FCC PART 15C PAEK
 Env. / Ins. : 23°C/54%
 Engineer : Alice_yang
 EUT : Tablet PC
 Power rating : DC 5V From Adapter Input AC 120V/60Hz
 Test Mode : IEEE802.11a 5320MHz Tx Mode : PT301



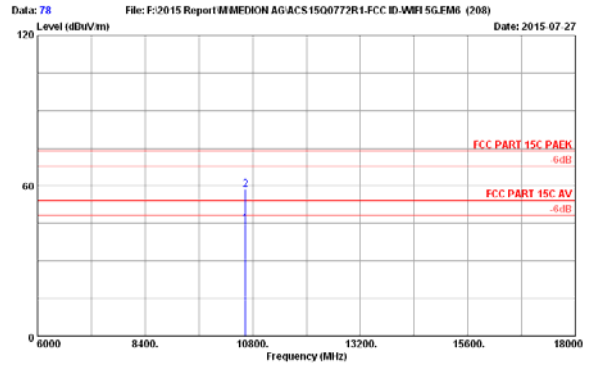
Site no. : 3m Chamber Data no. : 76
 Dis. / Ant. : 3m 2014 0115 9607-4077 Ant. pol. : HORIZONTAL
 Limit : FCC PART 15C PAEK
 Env. / Ins. : 23°C/54%
 Engineer : Alice_yang
 EUT : Tablet PC
 Power rating : DC 5V From Adapter Input AC 120V/60Hz
 Test Mode : IEEE802.11a 5320MHz Tx Mode : PT301

No.	Freq. (MHz)	Ant. Factor (dB/m)	Cable Loss (dB)	AMP factor (dB)	Reading (dBuV)	Emission Level (dBuV/m)	Limits (dBuV/m)	Margin (dB)	Remark
1	10640.000	38.39	13.91	35.54	29.03	45.79	54.00	8.21	Average
2	10640.000	38.39	13.91	35.54	41.87	58.43	74.00	15.57	Peak

Remarks: 1. Emission Level= Antenna Factor + Cable Loss + Reading - Amp Factor
 2. The emission levels that are 20dB below the official limit are not reported.



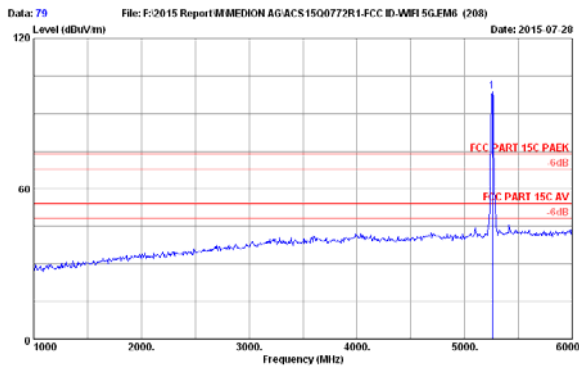
Site no. : 3m Chamber Data no. : 77
 Dis. / Ant. : 3m 2014 0115 9607-4077 Ant. pol. : VERTICAL
 Limit : FCC PART 15C PAK
 Env. / Ins. : 23°C/54%
 Engineer : Alice_yang
 EUT : Tablet PC
 Power rating : DC 5V From Adapter Input AC 120V/60Hz
 Test Mode : IEEE802.11a 5320MHz Tx Mode
 : PT301
 :



Site no. : 3m Chamber Data no. : 78
 Dis. / Ant. : 3m 2014 0115 9607-4077 Ant. pol. : VERTICAL
 Limit : FCC PART 15C PAK
 Env. / Ins. : 23°C/54%
 Engineer : Alice_yang
 EUT : Tablet PC
 Power rating : DC 5V From Adapter Input AC 120V/60Hz
 Test Mode : IEEE802.11a 5320MHz Tx Mode
 : PT301
 :

No.	Freq. (MHz)	Ant. Factor (dB/m)	Cable Loss (dB)	AMP factor (dB)	Reading (dBuV)	Emission Level (dBuV/m)	Limits (dBuV/m)	Margin (dB)	Remark
1	10640.000	38.39	13.91	35.54	28.12	44.88	54.00	9.12	Average
2	10640.000	38.39	13.91	35.54	41.79	58.55	74.00	15.45	Peak

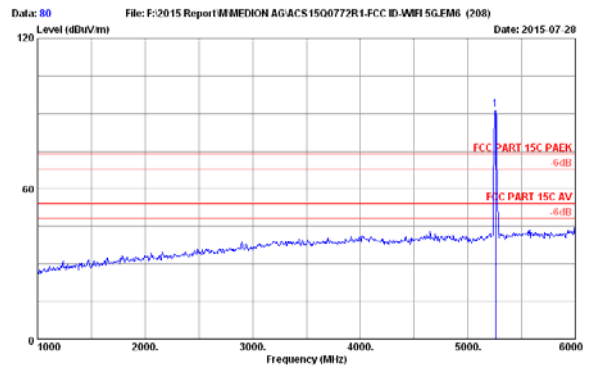
Remarks: 1. Emission Level= Antenna Factor + Cable Loss + Reading - Amp Factor
 2. The emission levels that are 20dB below the official limit are not reported.



Site no. : 3m Chamber Data no. : 79
 Dis. / Ant. : 3m 2014 0115 9607-4077 Ant. pol. : HORIZONTAL
 Limit : FCC PART 15C PAK
 Env. / Ins. : 23°C/54%
 Engineer : Alice_yang
 EUT : Tablet PC
 Power rating : DC 5V From Adapter Input AC 120V/60Hz
 Test Mode : IEEE802.11nHT20 5260MHz Tx Mode
 : PT301
 :

No.	Freq. (MHz)	Ant. Factor (dB/m)	Cable Loss (dB)	AMP factor (dB)	Reading (dBuV)	Emission Level (dBuV/m)	Limits (dBuV/m)	Margin (dB)	Remark
1	5260.000	33.88	9.67	35.34	90.72	98.93	74.00	-24.93	Peak

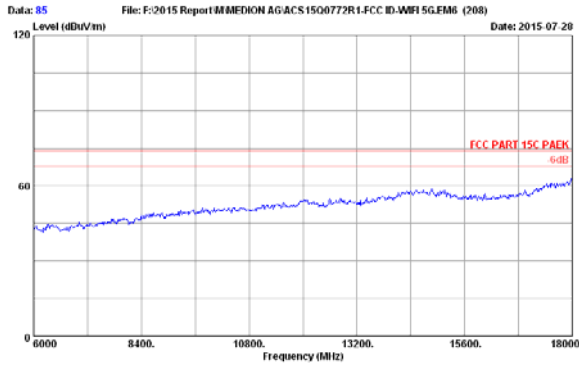
Remarks: 1. Emission Level= Antenna Factor + Cable Loss + Reading - Amp Factor
 2. The emission levels that are 20dB below the official limit are not reported.



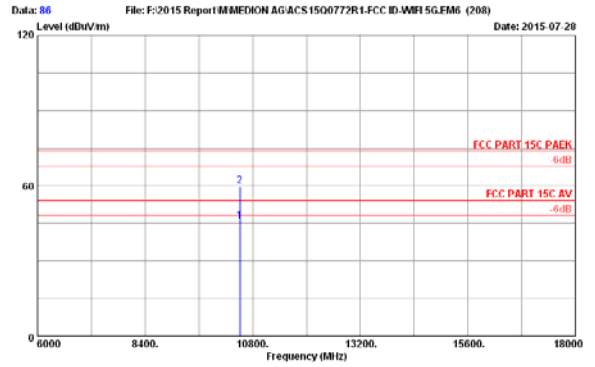
Site no. : 3m Chamber Data no. : 80
 Dis. / Ant. : 3m 2014 0115 9607-4077 Ant. pol. : VERTICAL
 Limit : FCC PART 15C PAK
 Env. / Ins. : 23°C/54%
 Engineer : Alice_yang
 EUT : Tablet PC
 Power rating : DC 5V From Adapter Input AC 120V/60Hz
 Test Mode : IEEE802.11nHT20 5260MHz Tx Mode
 : PT301
 :

No.	Freq. (MHz)	Ant. Factor (dB/m)	Cable Loss (dB)	AMP factor (dB)	Reading (dBuV)	Emission Level (dBuV/m)	Limits (dBuV/m)	Margin (dB)	Remark
1	5260.000	33.88	9.67	35.34	83.29	91.50	74.00	-17.50	Peak

Remarks: 1. Emission Level= Antenna Factor + Cable Loss + Reading - Amp Factor
 2. The emission levels that are 20dB below the official limit are not reported.



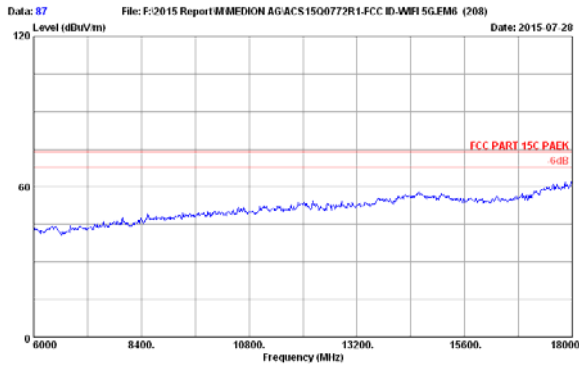
Site no. : 3m Chamber Data no. : 85
 Dis. / Ant. : 3m 2014 0115 9607-4077 Ant. pol. : HORIZONTAL
 Limit : FCC PART 15C PAEK
 Env. / Ins. : 23°C/54%
 Engineer : Alice_yang
 EUT : Tablet PC
 Power rating : DC 5V From Adapter Input AC 120V/60Hz
 Test Mode : IEEE802.11nHT20 S240MHz Tx Mode
 : PT301
 :



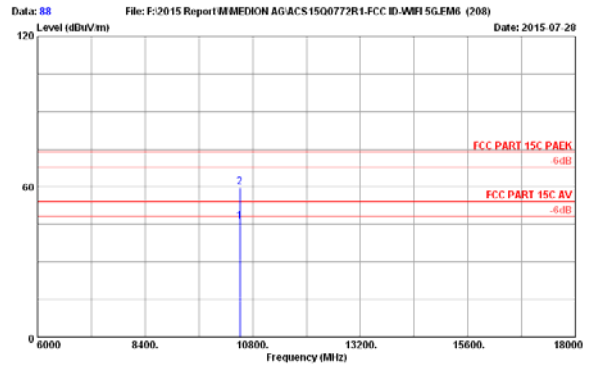
Site no. : 3m Chamber Data no. : 86
 Dis. / Ant. : 3m 2014 0115 9607-4077 Ant. pol. : HORIZONTAL
 Limit : FCC PART 15C PAEK
 Env. / Ins. : 23°C/54%
 Engineer : Alice_yang
 EUT : Tablet PC
 Power rating : DC 5V From Adapter Input AC 120V/60Hz
 Test Mode : IEEE802.11nHT20 S240MHz Tx Mode
 : PT301
 :

No.	Freq. (MHz)	Ant. Factor (dB/m)	Cable Loss (dB)	AMP factor (dB)	Reading (dBuV)	Emission Level (dBuV/m)	Limits (dBuV/m)	Margin (dB)	Remark
1	10520.000	38.31	13.83	35.57	29.35	45.92	54.00	8.08	Average
2	10520.000	38.31	13.83	35.57	49.22	59.79	74.00	14.21	Peak

Remarks: 1. Emission Level= Antenna Factor + Cable Loss + Reading - Amp Factor
 2. The emission levels that are 20dB below the official limit are not reported.



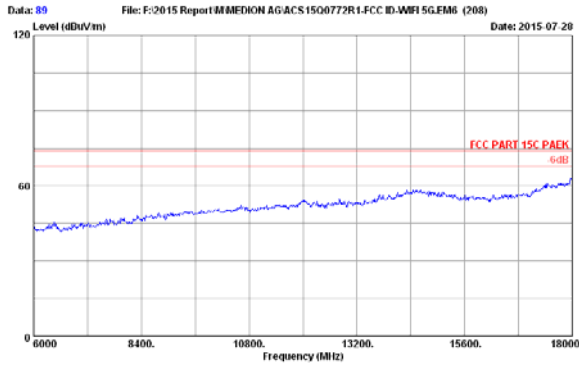
Site no. : 3m Chamber Data no. : 87
 Dis. / Ant. : 3m 2014 0115 9607-4077 Ant. pol. : VERTICAL
 Limit : FCC PART 15C PAEK
 Env. / Ins. : 23°C/54%
 Engineer : Alice_yang
 EUT : Tablet PC
 Power rating : DC 5V From Adapter Input AC 120V/60Hz
 Test Mode : IEEE802.11nHT20 S240MHz Tx Mode
 : PT301
 :



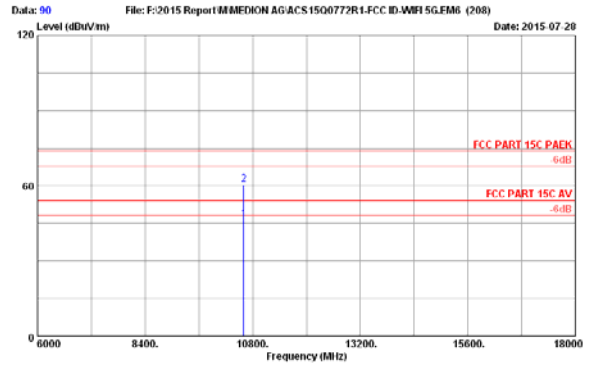
Site no. : 3m Chamber Data no. : 88
 Dis. / Ant. : 3m 2014 0115 9607-4077 Ant. pol. : VERTICAL
 Limit : FCC PART 15C PAEK
 Env. / Ins. : 23°C/54%
 Engineer : Alice_yang
 EUT : Tablet PC
 Power rating : DC 5V From Adapter Input AC 120V/60Hz
 Test Mode : IEEE802.11nHT20 S240MHz Tx Mode
 : PT301
 :

No.	Freq. (MHz)	Ant. Factor (dB/m)	Cable Loss (dB)	AMP factor (dB)	Reading (dBuV)	Emission Level (dBuV/m)	Limits (dBuV/m)	Margin (dB)	Remark
1	10520.000	38.31	13.83	35.57	29.42	45.99	54.00	8.01	Average
2	10520.000	38.31	13.83	35.57	49.23	59.80	74.00	14.20	Peak

Remarks: 1. Emission Level= Antenna Factor + Cable Loss + Reading - Amp Factor
 2. The emission levels that are 20dB below the official limit are not reported.



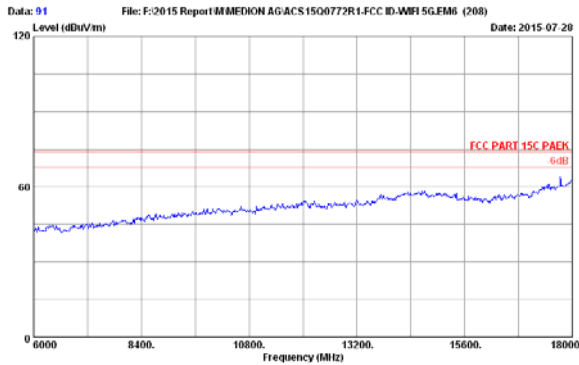
Site no. : 3m Chamber Data no. : 89
 Dis. / Ant. : 3m 2014 2115 9607-4077 Ant. pol. : VERTICAL
 Limit : FCC PART 15C PAEK
 Env. / Ins. : 23°C/54%
 Engineer : Alice_yang
 EUT : Tablet PC
 Power rating : DC 5V From Adapter Input AC 120V/60Hz
 Test Mode : IEEE802.11nHT20 5300MHz Tx Mode
 : PT301
 :



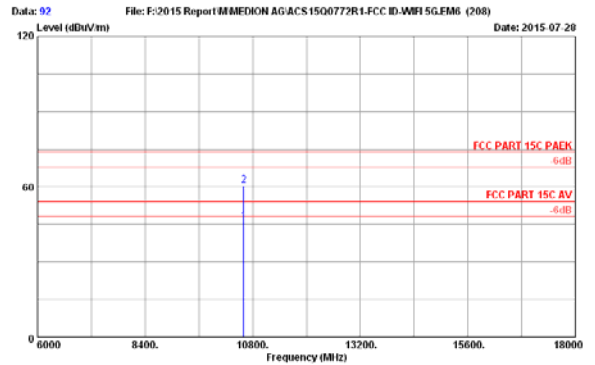
Site no. : 3m Chamber Data no. : 90
 Dis. / Ant. : 3m 2014 2115 9607-4077 Ant. pol. : VERTICAL
 Limit : FCC PART 15C PAEK
 Env. / Ins. : 23°C/54%
 Engineer : Alice_yang
 EUT : Tablet PC
 Power rating : DC 5V From Adapter Input AC 120V/60Hz
 Test Mode : IEEE802.11nHT20 5300MHz Tx Mode
 : PT301
 :

No.	Freq. (MHz)	Ant. Factor (dB/m)	Cable Loss (dB)	AMP factor (dB)	Reading (dBuV)	Emission Level (dBuV/m)	Limits (dBuV/m)	Margin (dB)	Remark
1	10600.000	38.36	13.88	35.55	29.85	46.34	54.00	7.66	Average
2	10600.000	38.36	13.88	35.55	49.70	60.39	74.00	13.61	Peak

Remarks: 1. Emission Level= Antenna Factor + Cable Loss + Reading - Amp Factor
 2. The emission levels that are 20dB below the official limit are not reported.



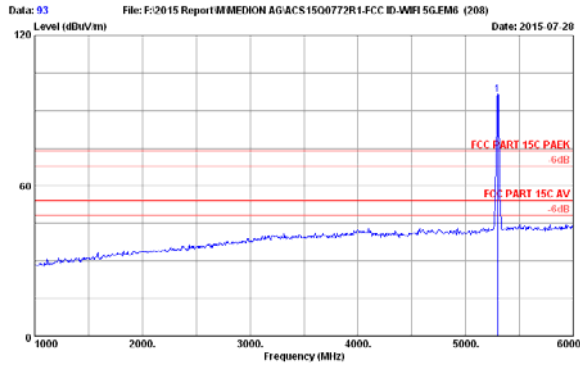
Site no. : 3m Chamber Data no. : 91
 Dis. / Ant. : 3m 2014 2115 9607-4077 Ant. pol. : HORIZONTAL
 Limit : FCC PART 15C PAEK
 Env. / Ins. : 23°C/54%
 Engineer : Alice_yang
 EUT : Tablet PC
 Power rating : DC 5V From Adapter Input AC 120V/60Hz
 Test Mode : IEEE802.11nHT20 5300MHz Tx Mode
 : PT301
 :



Site no. : 3m Chamber Data no. : 92
 Dis. / Ant. : 3m 2014 2115 9607-4077 Ant. pol. : HORIZONTAL
 Limit : FCC PART 15C PAEK
 Env. / Ins. : 23°C/54%
 Engineer : Alice_yang
 EUT : Tablet PC
 Power rating : DC 5V From Adapter Input AC 120V/60Hz
 Test Mode : IEEE802.11nHT20 5300MHz Tx Mode
 : PT301
 :

No.	Freq. (MHz)	Ant. Factor (dB/m)	Cable Loss (dB)	AMP factor (dB)	Reading (dBuV)	Emission Level (dBuV/m)	Limits (dBuV/m)	Margin (dB)	Remark
1	10600.000	38.36	13.88	35.55	29.39	46.08	54.00	7.92	Average
2	10600.000	38.36	13.88	35.55	49.68	60.37	74.00	13.63	Peak

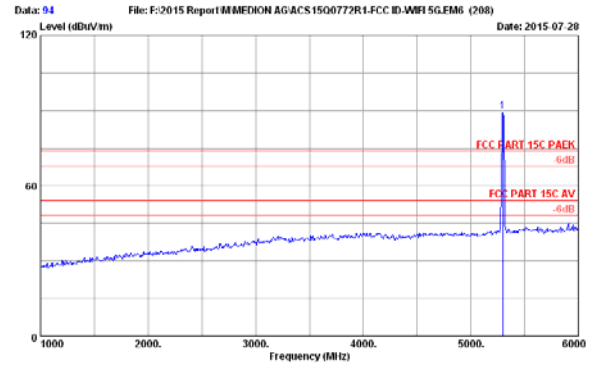
Remarks: 1. Emission Level= Antenna Factor + Cable Loss + Reading - Amp Factor
 2. The emission levels that are 20dB below the official limit are not reported.



Site no. : 3m Chamber Data no. : 93
 Dis. / Ant. : 3m 2014 2115 9607-4077 Ant. pol. : HORIZONTAL
 Limit : FCC PART 15C PAEK
 Env. / Ins. : 23°C/54%
 Engineer : Alice_yang
 EUT : Tablet PC
 Power rating : DC 5V From Adapter Input AC 120V/60Hz
 Test Mode : IEEE802.11nHT20 5300MHz Tx Mode
 : PT301
 :

No.	Freq. (MHz)	Ant. Factor (dB/m)	Cable Loss (dB)	AMP factor (dB)	Reading (dBuV)	Emission Level (dBuV/m)	Limits (dBuV/m)	Margin (dB)	Remark
-----	-------------	--------------------	-----------------	-----------------	----------------	-------------------------	-----------------	-------------	--------

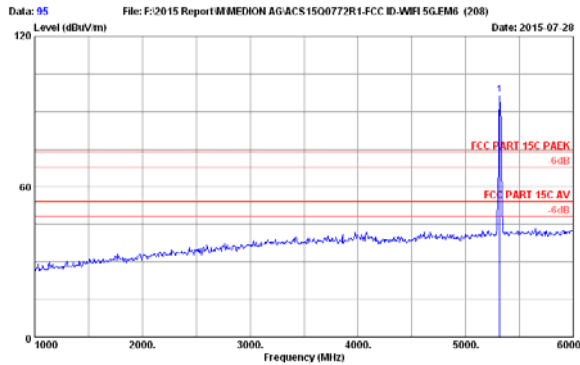
1 5300.000 33.95 9.68 35.32 88.00 96.31 74.00 -22.31 Peak
 Remarks: 1. Emission Level= Antenna Factor + Cable Loss + Reading - Amp Factor
 2. The emission levels that are 20dB below the official limit are not reported.



Site no. : 3m Chamber Data no. : 94
 Dis. / Ant. : 3m 2014 2115 9607-4077 Ant. pol. : VERTICAL
 Limit : FCC PART 15C PAEK
 Env. / Ins. : 23°C/54%
 Engineer : Alice_yang
 EUT : Tablet PC
 Power rating : DC 5V From Adapter Input AC 120V/60Hz
 Test Mode : IEEE802.11nHT20 5300MHz Tx Mode
 : PT301
 :

No.	Freq. (MHz)	Ant. Factor (dB/m)	Cable Loss (dB)	AMP factor (dB)	Reading (dBuV)	Emission Level (dBuV/m)	Limits (dBuV/m)	Margin (dB)	Remark
-----	-------------	--------------------	-----------------	-----------------	----------------	-------------------------	-----------------	-------------	--------

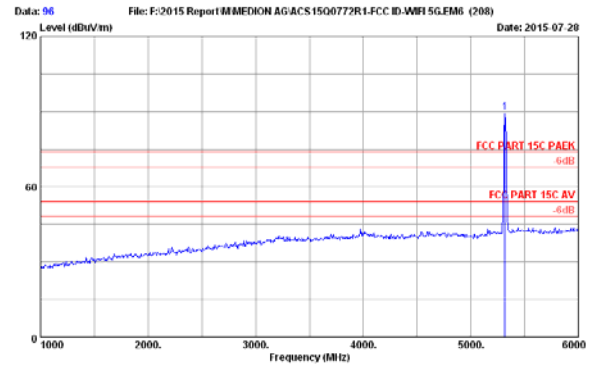
1 5300.000 33.95 9.68 35.32 81.23 89.54 74.00 -15.54 Peak
 Remarks: 1. Emission Level= Antenna Factor + Cable Loss + Reading - Amp Factor
 2. The emission levels that are 20dB below the official limit are not reported.



Site no. : 3m Chamber Data no. : 95
 Dis. / Ant. : 3m 2014 2115 9607-4077 Ant. pol. : HORIZONTAL
 Limit : FCC PART 15C PAEK
 Env. / Ins. : 23°C/54%
 Engineer : Alice_yang
 EUT : Tablet PC
 Power rating : DC 5V From Adapter Input AC 120V/60Hz
 Test Mode : IEEE802.11nHT20 5320MHz Tx Mode
 : PT301
 :

No.	Freq. (MHz)	Ant. Factor (dB/m)	Cable Loss (dB)	AMP factor (dB)	Reading (dBuV)	Emission Level (dBuV/m)	Limits (dBuV/m)	Margin (dB)	Remark
-----	-------------	--------------------	-----------------	-----------------	----------------	-------------------------	-----------------	-------------	--------

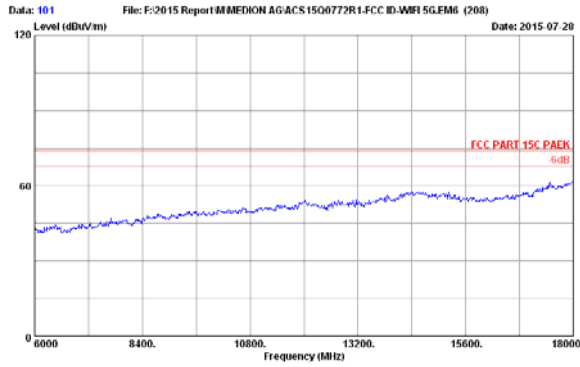
1 5320.000 33.99 9.69 35.30 88.18 96.56 74.00 -22.56 Peak
 Remarks: 1. Emission Level= Antenna Factor + Cable Loss + Reading - Amp Factor
 2. The emission levels that are 20dB below the official limit are not reported.



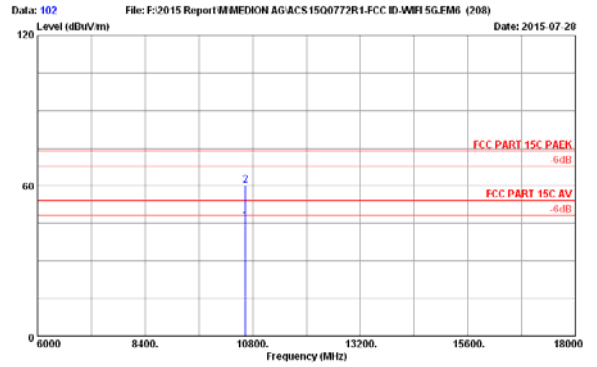
Site no. : 3m Chamber Data no. : 96
 Dis. / Ant. : 3m 2014 2115 9607-4077 Ant. pol. : VERTICAL
 Limit : FCC PART 15C PAEK
 Env. / Ins. : 23°C/54%
 Engineer : Alice_yang
 EUT : Tablet PC
 Power rating : DC 5V From Adapter Input AC 120V/60Hz
 Test Mode : IEEE802.11nHT20 5320MHz Tx Mode
 : PT301
 :

No.	Freq. (MHz)	Ant. Factor (dB/m)	Cable Loss (dB)	AMP factor (dB)	Reading (dBuV)	Emission Level (dBuV/m)	Limits (dBuV/m)	Margin (dB)	Remark
-----	-------------	--------------------	-----------------	-----------------	----------------	-------------------------	-----------------	-------------	--------

1 5320.000 33.99 9.69 35.30 81.29 89.67 74.00 -15.67 Peak
 Remarks: 1. Emission Level= Antenna Factor + Cable Loss + Reading - Amp Factor
 2. The emission levels that are 20dB below the official limit are not reported.



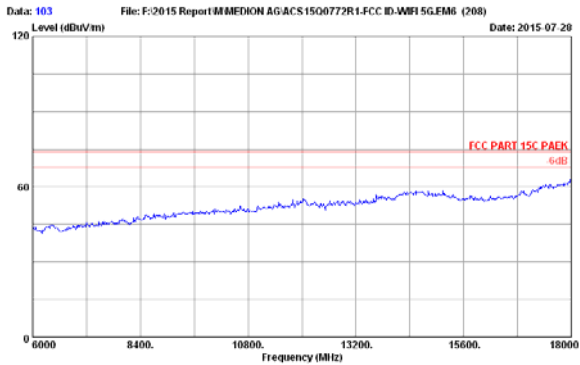
Site no. : 3m Chamber Data no. : 101
 Dis. / Ant. : 3m 2014 3115 9607-4077 Ant. pol. : HORIZONTAL
 Limit : FCC PART 15C PAEK
 Env. / Ins. : 23°C/54%
 Engineer : Alice_yang
 EUT : Tablet PC
 Power rating : DC 5V From Adapter Input AC 120V/60Hz
 Test Mode : IEEE802.11nHT20 5320MHz Tx Mode
 : PT301
 :



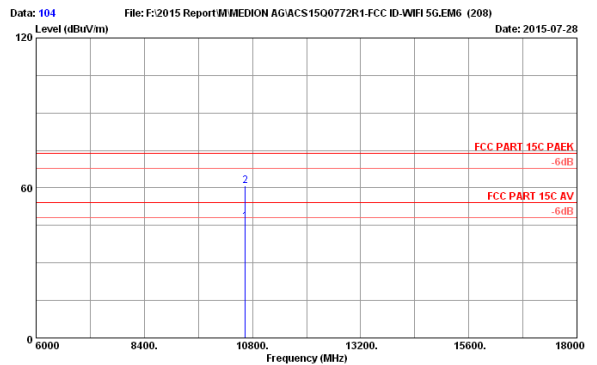
Site no. : 3m Chamber Data no. : 102
 Dis. / Ant. : 3m 2014 3115 9607-4077 Ant. pol. : HORIZONTAL
 Limit : FCC PART 15C PAEK
 Env. / Ins. : 23°C/54%
 Engineer : Alice_yang
 EUT : Tablet PC
 Power rating : DC 5V From Adapter Input AC 120V/60Hz
 Test Mode : IEEE802.11nHT20 5320MHz Tx Mode
 : PT301
 :

No.	Freq. (MHz)	Ant. Factor (dB/m)	Cable Loss (dB)	AMP factor (dB)	Reading (dBuV)	Emission Level (dBuV/m)	Limits (dBuV/m)	Margin (dB)	Remark
1	10640.000	38.39	13.91	35.54	29.18	45.94	54.00	8.06	Average
2	10640.000	38.39	13.91	35.54	49.56	60.32	74.00	13.68	Peak

Remarks: 1. Emission Level= Antenna Factor + Cable Loss + Reading - Amp Factor
 2. The emission levels that are 20dB below the official limit are not reported.



Site no. : 3m Chamber Data no. : 103
 Dis. / Ant. : 3m 2014 3115 9607-4077 Ant. pol. : VERTICAL
 Limit : FCC PART 15C PAEK
 Env. / Ins. : 23°C/54%
 Engineer : Alice_yang
 EUT : Tablet PC
 Power rating : DC 5V From Adapter Input AC 120V/60Hz
 Test Mode : IEEE802.11nHT20 5320MHz Tx Mode
 : PT301
 :

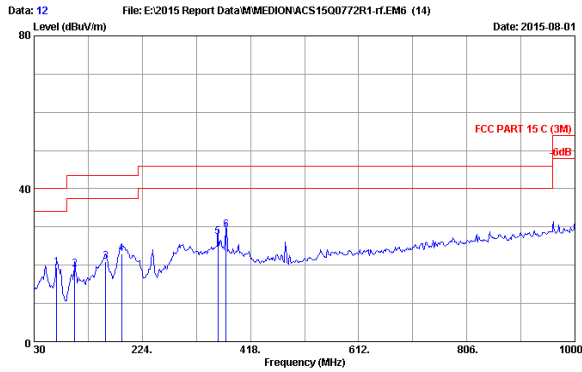


Site no. : 3m Chamber Data no. : 104
 Dis. / Ant. : 3m 2014 3115 9607-4077 Ant. pol. : VERTICAL
 Limit : FCC PART 15C PAEK
 Env. / Ins. : 23°C/54%
 Engineer : Alice_yang
 EUT : Tablet PC
 Power rating : DC 5V From Adapter Input AC 120V/60Hz
 Test Mode : IEEE802.11nHT20 5320MHz Tx Mode
 : PT301
 :

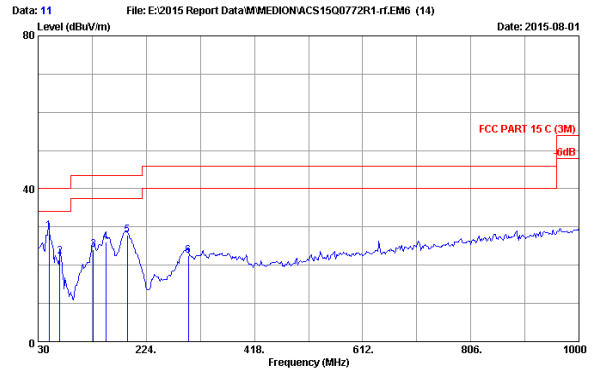
No.	Freq. (MHz)	Ant. Factor (dB/m)	Cable Loss (dB)	AMP factor (dB)	Reading (dBuV)	Emission Level (dBuV/m)	Limits (dBuV/m)	Margin (dB)	Remark
1	10640.000	38.39	13.91	35.54	29.64	46.40	54.00	7.60	Average
2	10640.000	38.39	13.91	35.54	49.92	60.58	74.00	13.32	Peak

Remarks: 1. Emission Level= Antenna Factor + Cable Loss + Reading - Amp Factor
 2. The emission levels that are 20dB below the official limit are not reported.

5500-5700MHz Band:
Frequency: 30MHz~1GHz



Site no. : 3m Chamber Data no. : 12
 Dis. / Ant. : 3m 2015 VULB 9168-493 Ant. pol. : HORIZONTAL
 Limit : FCC PART 15 C (3M)
 Env. / Ins. : 24°C/56% Engineer : Jolly_Xu
 EUT : Tablet PC M/N:PT301
 Power Rating : DC 5V From Adapter Input AC 120V/60Hz
 Test Mode : Tx Mode



Site no. : 3m Chamber Data no. : 11
 Dis. / Ant. : 3m 2015 VULB 9168-493 Ant. pol. : VERTICAL
 Limit : FCC PART 15 C (3M)
 Env. / Ins. : 24°C/56% Engineer : Jolly_Xu
 EUT : Tablet PC M/N:PT301
 Power Rating : DC 5V From Adapter Input AC 120V/60Hz
 Test Mode : Tx Mode

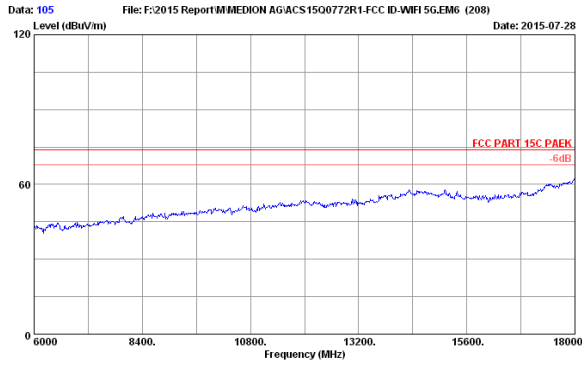
No.	Freq. (MHz)	Ant. Factor (dB/m)	Cable Loss (dB)	Reading (dBuV)	Emission Level (dBuV/m)	Limits (dBuV/m)	Margin (dB)	Remark
1	70.740	11.42	0.93	7.09	19.44	40.00	20.56	QP
2	102.750	9.71	1.13	8.03	18.87	43.50	24.63	QP
3	158.040	14.38	1.35	5.19	20.92	43.50	22.58	QP
4	187.140	12.03	1.46	9.55	23.04	43.50	20.46	QP
5	359.800	15.37	2.07	9.94	27.38	46.00	18.62	QP
6	374.350	15.79	2.12	11.18	29.09	46.00	16.91	QP

Remarks: 1. Emission Level= Antenna Factor + Cable Loss + Reading.
 2. The emission levels that are 20dB below the official limit are not reported.

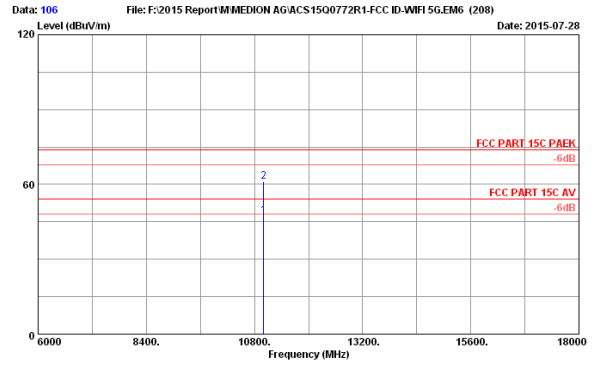
No.	Freq. (MHz)	Ant. Factor (dB/m)	Cable Loss (dB)	Reading (dBuV)	Emission Level (dBuV/m)	Limits (dBuV/m)	Margin (dB)	Remark
1	49.400	14.38	0.81	13.82	29.01	40.00	10.99	QP
2	68.800	11.78	0.93	9.55	22.26	40.00	17.74	QP
3	128.940	13.18	1.21	9.72	24.11	43.50	19.39	QP
4	151.250	14.31	1.32	10.47	26.10	43.50	17.40	QP
5	190.050	11.70	1.46	14.77	27.93	43.50	15.57	QP
6	299.660	14.10	1.90	6.53	22.53	46.00	23.47	QP

Remarks: 1. Emission Level= Antenna Factor + Cable Loss + Reading.
 2. The emission levels that are 20dB below the official limit are not reported.

Frequency: 1GHz~18GHz



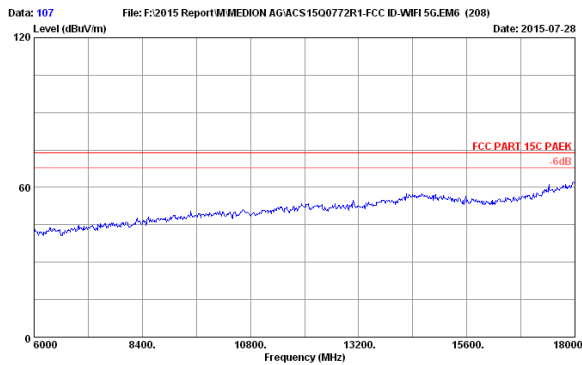
Site no. : 3m Chamber Data no. : 105
 Dis. / Ant. : 3m 2014 3115 9607-4877 Ant. pol. : VERTICAL
 Limit : FCC PART 15C PAEK
 Env. / Ins. : 23°C/54%
 Engineer : Alice_yang
 EUT : Tablet PC
 Power rating : DC 5V From Adapter Input AC 120V/60Hz
 Test Mode : IEEEE802.11a 5500MHz Tx Mode
 : PT301
 :



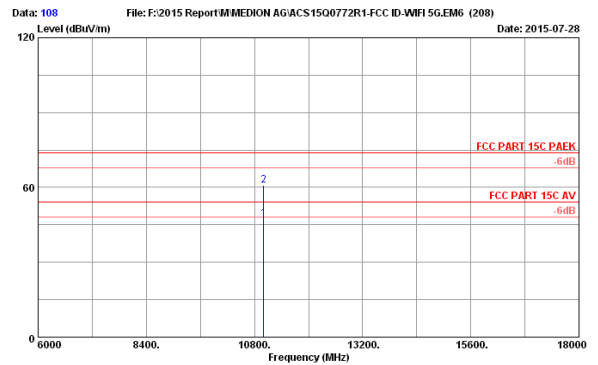
Site no. : 3m Chamber Data no. : 106
 Dis. / Ant. : 3m 2014 3115 9607-4877 Ant. pol. : VERTICAL
 Limit : FCC PART 15C PAEK
 Env. / Ins. : 23°C/54%
 Engineer : Alice_yang
 EUT : Tablet PC
 Power rating : DC 5V From Adapter Input AC 120V/60Hz
 Test Mode : IEEEE802.11a 5500MHz Tx Mode
 : PT301
 :

No.	Freq. (MHz)	Ant. Factor (dB/m)	Cable Loss (dB)	AMP factor (dB)	Emission Reading (dBuV)	Emission Level (dBuV/m)	Limits (dBuV/m)	Margin (dB)	Remark
1	11000.000	38.60	14.17	35.45	30.06	47.38	54.00	6.62	Average
2	11000.000	38.60	14.17	35.45	43.97	61.29	74.00	12.71	Peak

Remarks: 1. Emission Level= Antenna Factor + Cable Loss + Reading - Amp Factor
 2. The emission levels that are 20dB below the official limit are not reported.



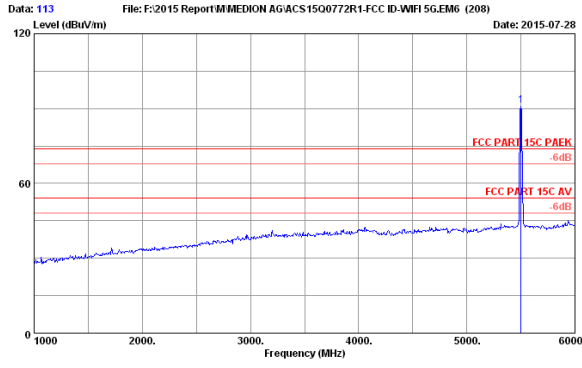
Site no. : 3m Chamber Data no. : 107
 Dis. / Ant. : 3m 2014 3115 9607-4877 Ant. pol. : HORIZONTAL
 Limit : FCC PART 15C PAEK
 Env. / Ins. : 23°C/54%
 Engineer : Alice_yang
 EUT : Tablet PC
 Power rating : DC 5V From Adapter Input AC 120V/60Hz
 Test Mode : IEEEE802.11a 5500MHz Tx Mode
 : PT301
 :



Site no. : 3m Chamber Data no. : 108
 Dis. / Ant. : 3m 2014 3115 9607-4877 Ant. pol. : HORIZONTAL
 Limit : FCC PART 15C PAEK
 Env. / Ins. : 23°C/54%
 Engineer : Alice_yang
 EUT : Tablet PC
 Power rating : DC 5V From Adapter Input AC 120V/60Hz
 Test Mode : IEEEE802.11a 5500MHz Tx Mode
 : PT301
 :

No.	Freq. (MHz)	Ant. Factor (dB/m)	Cable Loss (dB)	AMP factor (dB)	Emission Reading (dBuV)	Emission Level (dBuV/m)	Limits (dBuV/m)	Margin (dB)	Remark
1	11000.000	38.60	14.17	35.45	30.15	47.47	54.00	6.53	Average
2	11000.000	38.60	14.17	35.45	43.67	60.99	74.00	13.01	Peak

Remarks: 1. Emission Level= Antenna Factor + Cable Loss + Reading - Amp Factor
 2. The emission levels that are 20dB below the official limit are not reported.

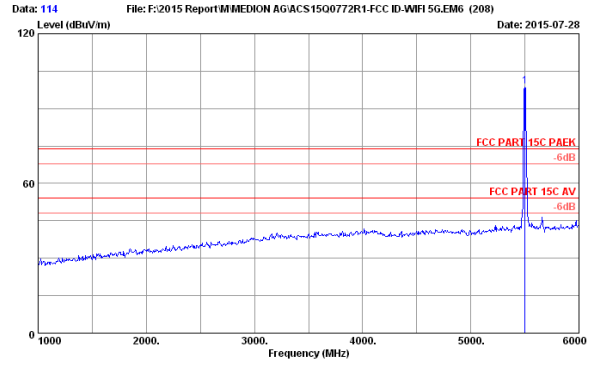


Data: 113 File: F:\2015 Report\MEDION AG\ACS1500772R1-FCC ID-WIFI 5G.EM6 (208) Date: 2015-07-28

Site no. : 3m Chamber Data no. : 113
 Dis. / Ant. : 3m 2014 3115 9607-4877 Ant. pol. : VERTICAL
 Limit : FCC PART 15C PAEK
 Env. / Ins. : 23°C/54%
 Engineer : Alice_yang
 EUT : Tablet PC
 Power rating : DC 5V From Adapter Input AC 120V/60Hz
 Test Mode : IEEES02.11a 5500MHz Tx Mode : PT301

No.	Freq. (MHz)	Ant. Factor (dB/m)	Cable Loss (dB)	AMP factor (dB)	Reading (dBuV)	Emission Level (dBuV/m)	Limits (dBuV/m)	Margin (dB)	Remark
1	5500.000	34.30	9.78	35.22	82.25	91.11	74.00	-17.11	Peak

Remarks: 1. Emission Level= Antenna Factor + Cable Loss + Reading - Amp Factor
 2. The emission levels that are 20dB below the official limit are not reported.

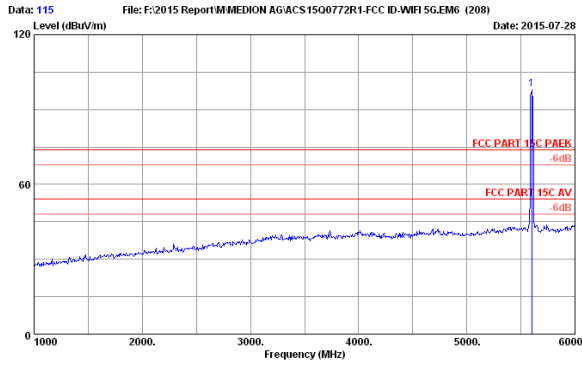


Data: 114 File: F:\2015 Report\MEDION AG\ACS1500772R1-FCC ID-WIFI 5G.EM6 (208) Date: 2015-07-28

Site no. : 3m Chamber Data no. : 114
 Dis. / Ant. : 3m 2014 3115 9607-4877 Ant. pol. : HORIZONTAL
 Limit : FCC PART 15C PAEK
 Env. / Ins. : 23°C/54%
 Engineer : Alice_yang
 EUT : Tablet PC
 Power rating : DC 5V From Adapter Input AC 120V/60Hz
 Test Mode : IEEES02.11a 5500MHz Tx Mode : PT301

No.	Freq. (MHz)	Ant. Factor (dB/m)	Cable Loss (dB)	AMP factor (dB)	Reading (dBuV)	Emission Level (dBuV/m)	Limits (dBuV/m)	Margin (dB)	Remark
1	5500.000	34.30	9.78	35.22	89.93	98.79	74.00	-24.79	Peak

Remarks: 1. Emission Level= Antenna Factor + Cable Loss + Reading - Amp Factor
 2. The emission levels that are 20dB below the official limit are not reported.

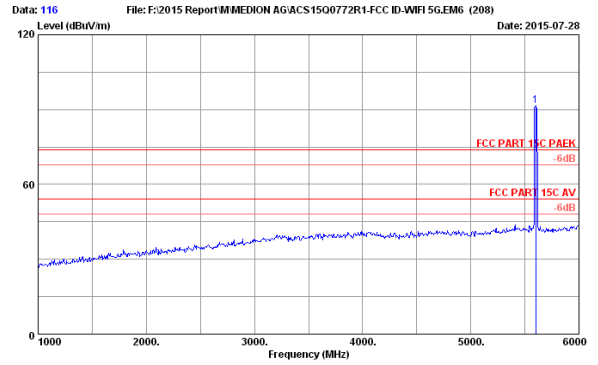


Data: 115 File: F:\2015 Report\MEDION AG\ACS1500772R1-FCC ID-WIFI 5G.EM6 (208) Date: 2015-07-28

Site no. : 3m Chamber Data no. : 115
 Dis. / Ant. : 3m 2014 3115 9607-4877 Ant. pol. : HORIZONTAL
 Limit : FCC PART 15C PAEK
 Env. / Ins. : 23°C/54%
 Engineer : Alice_yang
 EUT : Tablet PC
 Power rating : DC 5V From Adapter Input AC 120V/60Hz
 Test Mode : IEEES02.11a 5600MHz Tx Mode : PT301

No.	Freq. (MHz)	Ant. Factor (dB/m)	Cable Loss (dB)	AMP factor (dB)	Reading (dBuV)	Emission Level (dBuV/m)	Limits (dBuV/m)	Margin (dB)	Remark
1	5600.000	34.34	9.83	35.18	89.14	98.13	74.00	-24.13	Peak

Remarks: 1. Emission Level= Antenna Factor + Cable Loss + Reading - Amp Factor
 2. The emission levels that are 20dB below the official limit are not reported.

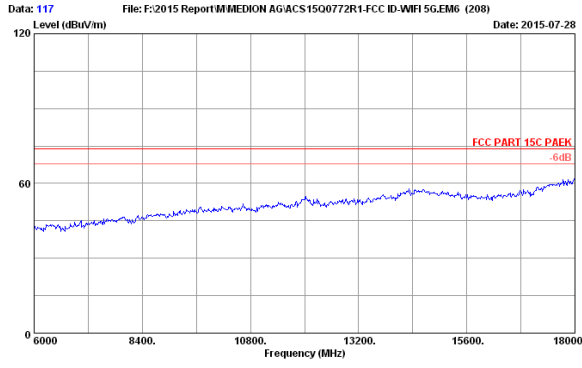


Data: 116 File: F:\2015 Report\MEDION AG\ACS1500772R1-FCC ID-WIFI 5G.EM6 (208) Date: 2015-07-28

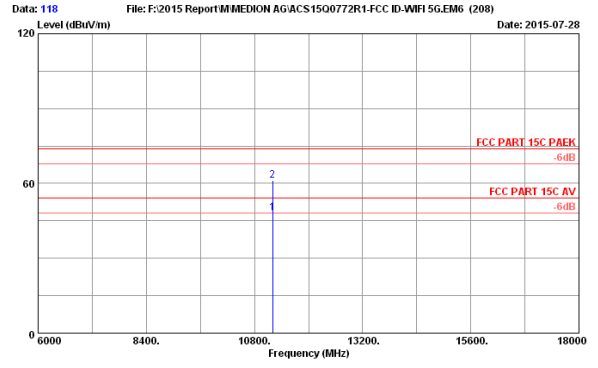
Site no. : 3m Chamber Data no. : 116
 Dis. / Ant. : 3m 2014 3115 9607-4877 Ant. pol. : VERTICAL
 Limit : FCC PART 15C PAEK
 Env. / Ins. : 23°C/54%
 Engineer : Alice_yang
 EUT : Tablet PC
 Power rating : DC 5V From Adapter Input AC 120V/60Hz
 Test Mode : IEEES02.11a 5600MHz Tx Mode : PT301

No.	Freq. (MHz)	Ant. Factor (dB/m)	Cable Loss (dB)	AMP factor (dB)	Reading (dBuV)	Emission Level (dBuV/m)	Limits (dBuV/m)	Margin (dB)	Remark
1	5600.000	34.34	9.83	35.18	82.49	91.48	74.00	-17.48	Peak

Remarks: 1. Emission Level= Antenna Factor + Cable Loss + Reading - Amp Factor
 2. The emission levels that are 20dB below the official limit are not reported.



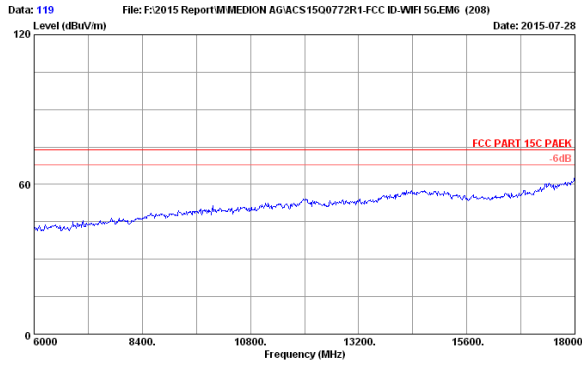
Site no. : 3m Chamber Data no. : 117
 Dis. / Ant. : 3m 2014 311S 9607-4877 Ant. pol. : HORIZONTAL
 Limit : FCC PART 15C PAEK
 Env. / Ins. : 23°C/54%
 Engineer : Alice_yang
 EUT : Tablet PC
 Power rating : DC 5V From Adapter Input AC 120V/60Hz
 Test Mode : IEEES02.11a 5600MHz Tx Mode
 : PT301
 :



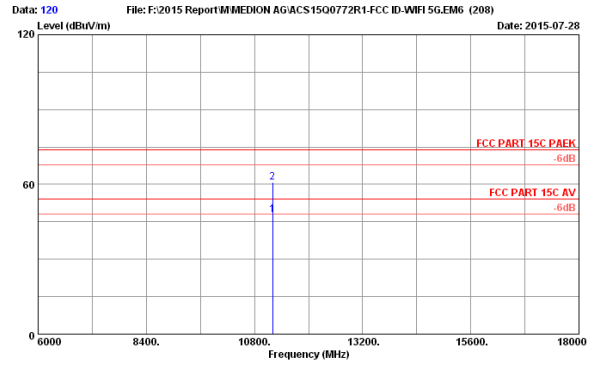
Site no. : 3m Chamber Data no. : 118
 Dis. / Ant. : 3m 2014 311S 9607-4877 Ant. pol. : HORIZONTAL
 Limit : FCC PART 15C PAEK
 Env. / Ins. : 23°C/54%
 Engineer : Alice_yang
 EUT : Tablet PC
 Power rating : DC 5V From Adapter Input AC 120V/60Hz
 Test Mode : IEEES02.11a 5600MHz Tx Mode
 : PT301
 :

No.	Freq. (MHz)	Ant. Factor (dB/m)	Cable Loss (dB)	AMP factor (dB)	Reading (dBuV)	Emission Level (dBuV/m)	Limits (dBuV/m)	Margin (dB)	Remark
1	11200.000	38.76	14.33	35.40	30.42	48.11	54.00	5.89	Average
2	11200.000	38.76	14.33	35.40	43.61	61.30	74.00	12.70	Peak

Remarks: 1. Emission Level= Antenna Factor + Cable Loss + Reading - Amp Factor
 2. The emission levels that are 20dB below the official limit are not reported.



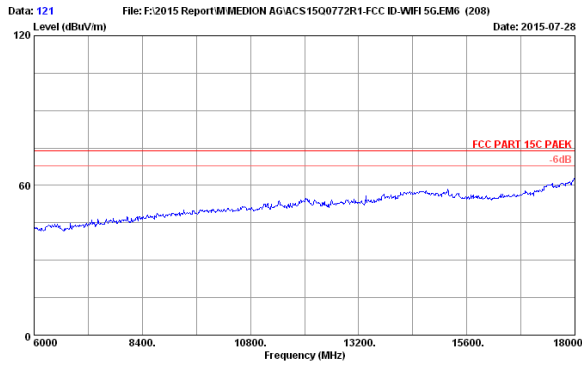
Site no. : 3m Chamber Data no. : 119
 Dis. / Ant. : 3m 2014 311S 9607-4877 Ant. pol. : HORIZONTAL
 Limit : FCC PART 15C PAEK
 Env. / Ins. : 23°C/54%
 Engineer : Alice_yang
 EUT : Tablet PC
 Power rating : DC 5V From Adapter Input AC 120V/60Hz
 Test Mode : IEEES02.11a 5600MHz Tx Mode
 : PT301
 :



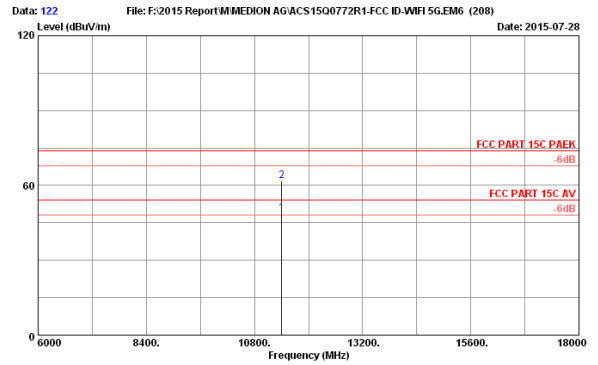
Site no. : 3m Chamber Data no. : 120
 Dis. / Ant. : 3m 2014 311S 9607-4877 Ant. pol. : HORIZONTAL
 Limit : FCC PART 15C PAEK
 Env. / Ins. : 23°C/54%
 Engineer : Alice_yang
 EUT : Tablet PC
 Power rating : DC 5V From Adapter Input AC 120V/60Hz
 Test Mode : IEEES02.11a 5600MHz Tx Mode
 : PT301
 :

No.	Freq. (MHz)	Ant. Factor (dB/m)	Cable Loss (dB)	AMP factor (dB)	Reading (dBuV)	Emission Level (dBuV/m)	Limits (dBuV/m)	Margin (dB)	Remark
1	11200.000	38.76	14.33	35.40	30.16	47.85	54.00	6.15	Average
2	11200.000	38.76	14.33	35.40	43.27	60.96	74.00	13.04	Peak

Remarks: 1. Emission Level= Antenna Factor + Cable Loss + Reading - Amp Factor
 2. The emission levels that are 20dB below the official limit are not reported.



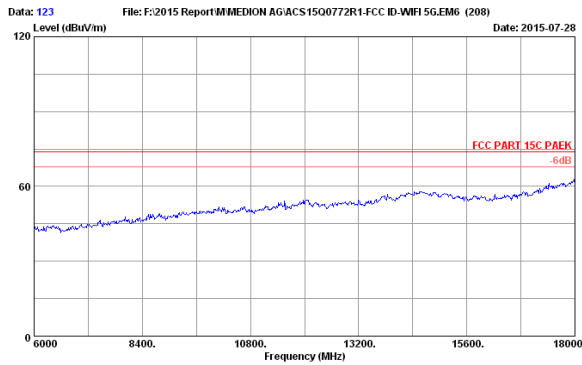
Site no. : 3m Chamber Data no. : 121
 Dis. / Ant. : 3m 2014 311S 9607-4877 Ant. pol. : HORIZONTAL
 Limit : FCC PART 15C PAEK
 Env. / Ins. : 23°C/54%
 Engineer : Alice_yang
 EUT : Tablet_PC
 Power rating : DC 5V From Adapter Input AC 120V/60Hz
 Test Mode : IEEES02.11a 5700MHz Tx Mode
 : PT301
 :



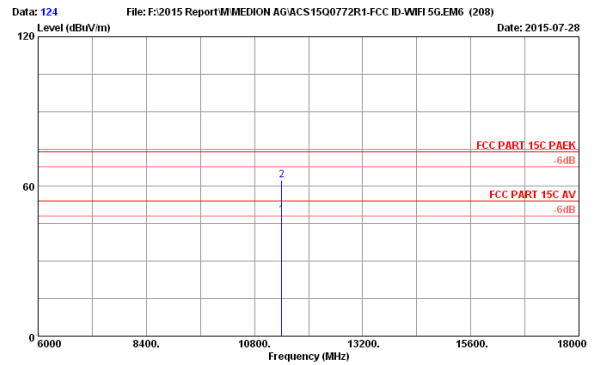
Site no. : 3m Chamber Data no. : 122
 Dis. / Ant. : 3m 2014 311S 9607-4877 Ant. pol. : HORIZONTAL
 Limit : FCC PART 15C PAEK
 Env. / Ins. : 23°C/54%
 Engineer : Alice_yang
 EUT : Tablet_PC
 Power rating : DC 5V From Adapter Input AC 120V/60Hz
 Test Mode : IEEES02.11a 5700MHz Tx Mode
 : PT301
 :

No.	Freq. (MHz)	Ant. Factor (dB/m)	Cable Loss (dB)	AMP factor (dB)	Reading (dBuV)	Emission Level (dBuV/m)	Limits (dBuV/m)	Margin (dB)	Remark
1	11400.000	38.92	14.48	35.35	30.67	48.72	54.00	5.28	Average
2	11400.000	38.92	14.48	35.35	43.75	61.80	74.00	12.20	Peak

Remarks: 1. Emission Level= Antenna Factor + Cable Loss + Reading - Amp Factor
 2. The emission levels that are 20dB below the official limit are not reported.



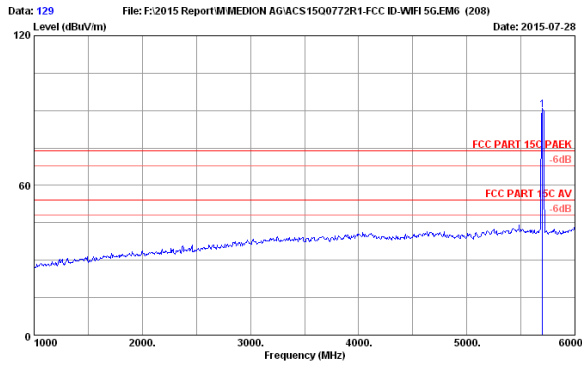
Site no. : 3m Chamber Data no. : 123
 Dis. / Ant. : 3m 2014 311S 9607-4877 Ant. pol. : VERTICAL
 Limit : FCC PART 15C PAEK
 Env. / Ins. : 23°C/54%
 Engineer : Alice_yang
 EUT : Tablet_PC
 Power rating : DC 5V From Adapter Input AC 120V/60Hz
 Test Mode : IEEES02.11a 5700MHz Tx Mode
 : PT301
 :



Site no. : 3m Chamber Data no. : 124
 Dis. / Ant. : 3m 2014 311S 9607-4877 Ant. pol. : VERTICAL
 Limit : FCC PART 15C PAEK
 Env. / Ins. : 23°C/54%
 Engineer : Alice_yang
 EUT : Tablet_PC
 Power rating : DC 5V From Adapter Input AC 120V/60Hz
 Test Mode : IEEES02.11a 5700MHz Tx Mode
 : PT301
 :

No.	Freq. (MHz)	Ant. Factor (dB/m)	Cable Loss (dB)	AMP factor (dB)	Reading (dBuV)	Emission Level (dBuV/m)	Limits (dBuV/m)	Margin (dB)	Remark
1	11400.000	38.92	14.48	35.35	30.51	48.56	54.00	5.44	Average
2	11400.000	38.92	14.48	35.35	44.58	62.63	74.00	11.37	Peak

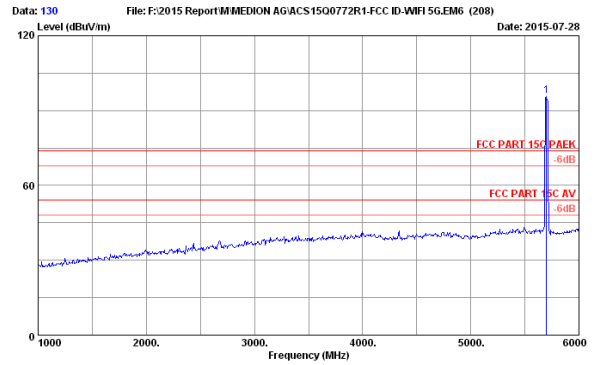
Remarks: 1. Emission Level= Antenna Factor + Cable Loss + Reading - Amp Factor
 2. The emission levels that are 20dB below the official limit are not reported.



Site no. : 3m Chamber Data no. : 129
 Dis. / Ant. : 3m 2014 3115 9607-4877 Ant. pol. : VERTICAL
 Limit : FCC PART 15C PAEK
 Env. / Ins. : 23°C/54%
 Engineer : Alice_yang
 EUT : Tablet PC
 Power rating : DC 5V From Adapter Input AC 120V/60Hz
 Test Mode : IEEES02.11a 5700MHz Tx Mode : PT301

No.	Freq. (MHz)	Ant. Factor (dB/m)	Cable Loss (dB)	AMP factor (dB)	Reading (dBuV)	Emission Level (dBuV/m)	Limits (dBuV/m)	Margin (dB)	Remark
1	5700.000	34.38	9.88	35.14	81.16	90.28	74.00	-16.28	Peak

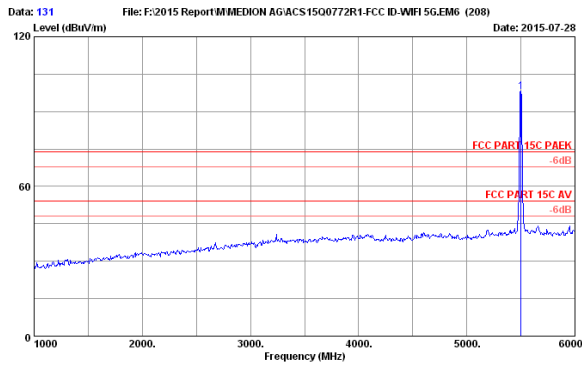
Remarks: 1. Emission Level= Antenna Factor + Cable Loss + Reading - Amp Factor
 2. The emission levels that are 20dB below the official limit are not reported.



Site no. : 3m Chamber Data no. : 130
 Dis. / Ant. : 3m 2014 3115 9607-4877 Ant. pol. : HORIZONTAL
 Limit : FCC PART 15C PAEK
 Env. / Ins. : 23°C/54%
 Engineer : Alice_yang
 EUT : Tablet PC
 Power rating : DC 5V From Adapter Input AC 120V/60Hz
 Test Mode : IEEES02.11a 5700MHz Tx Mode : PT301

No.	Freq. (MHz)	Ant. Factor (dB/m)	Cable Loss (dB)	AMP factor (dB)	Reading (dBuV)	Emission Level (dBuV/m)	Limits (dBuV/m)	Margin (dB)	Remark
1	5700.000	34.38	9.88	35.14	86.70	95.82	74.00	-21.82	Peak

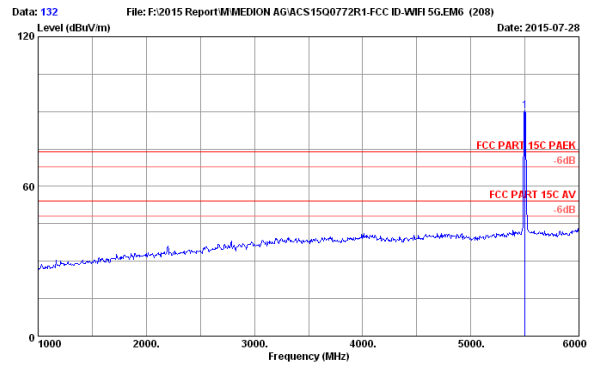
Remarks: 1. Emission Level= Antenna Factor + Cable Loss + Reading - Amp Factor
 2. The emission levels that are 20dB below the official limit are not reported.



Site no. : 3m Chamber Data no. : 131
 Dis. / Ant. : 3m 2014 3115 9607-4877 Ant. pol. : HORIZONTAL
 Limit : FCC PART 15C PAEK
 Env. / Ins. : 23°C/54%
 Engineer : Alice_yang
 EUT : Tablet PC
 Power rating : DC 5V From Adapter Input AC 120V/60Hz
 Test Mode : IEEES02.11nHT20 5500MHz Tx Mode : PT301

No.	Freq. (MHz)	Ant. Factor (dB/m)	Cable Loss (dB)	AMP factor (dB)	Reading (dBuV)	Emission Level (dBuV/m)	Limits (dBuV/m)	Margin (dB)	Remark
1	5500.000	34.30	9.78	35.22	89.11	97.97	74.00	-23.97	Peak

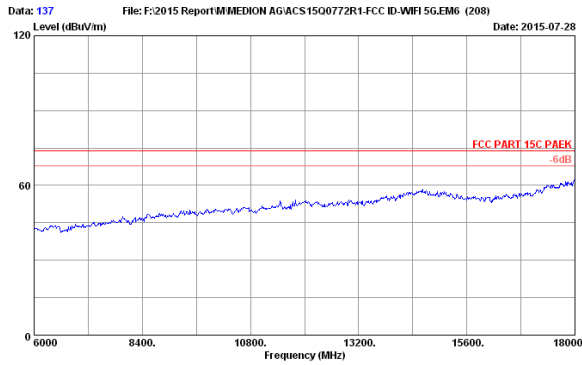
Remarks: 1. Emission Level= Antenna Factor + Cable Loss + Reading - Amp Factor
 2. The emission levels that are 20dB below the official limit are not reported.



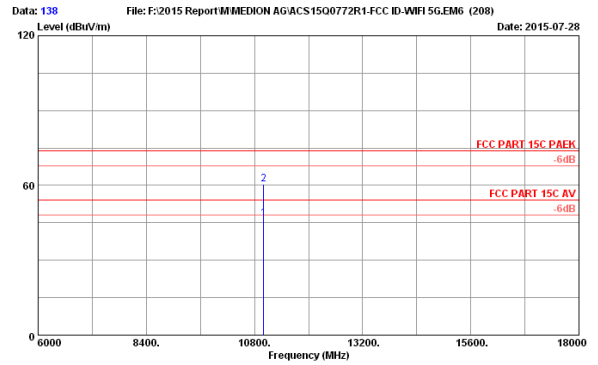
Site no. : 3m Chamber Data no. : 132
 Dis. / Ant. : 3m 2014 3115 9607-4877 Ant. pol. : VERTICAL
 Limit : FCC PART 15C PAEK
 Env. / Ins. : 23°C/54%
 Engineer : Alice_yang
 EUT : Tablet PC
 Power rating : DC 5V From Adapter Input AC 120V/60Hz
 Test Mode : IEEES02.11nHT20 5500MHz Tx Mode : PT301

No.	Freq. (MHz)	Ant. Factor (dB/m)	Cable Loss (dB)	AMP factor (dB)	Reading (dBuV)	Emission Level (dBuV/m)	Limits (dBuV/m)	Margin (dB)	Remark
1	5500.000	34.30	9.78	35.22	81.34	90.20	74.00	-16.20	Peak

Remarks: 1. Emission Level= Antenna Factor + Cable Loss + Reading - Amp Factor
 2. The emission levels that are 20dB below the official limit are not reported.



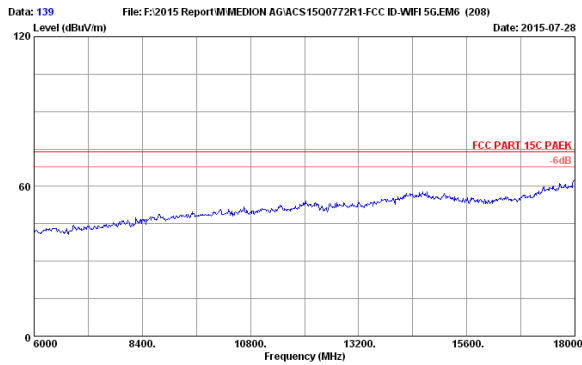
Site no. : 3m Chamber Data no. : 137
 Dis. / Ant. : 3m 2014 3115 9607-4877 Ant. pol. : VERTICAL
 Limit : FCC PART 15C PAEK
 Env. / Ins. : 23°C/54%
 Engineer : Alice_yang
 EUT : Tablet PC
 Power rating : DC 5V From Adapter Input AC 120V/60Hz
 Test Mode : IEEES02.11nHT20 5500MHz Tx Mode
 : PT301
 :



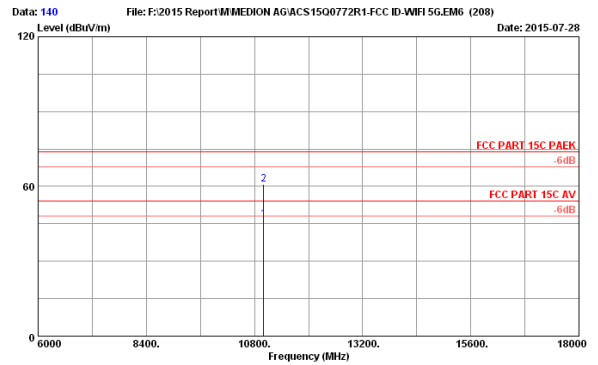
Site no. : 3m Chamber Data no. : 138
 Dis. / Ant. : 3m 2014 3115 9607-4877 Ant. pol. : VERTICAL
 Limit : FCC PART 15C PAEK
 Env. / Ins. : 23°C/54%
 Engineer : Alice_yang
 EUT : Tablet PC
 Power rating : DC 5V From Adapter Input AC 120V/60Hz
 Test Mode : IEEES02.11nHT20 5500MHz Tx Mode
 : PT301
 :

No.	Freq. (MHz)	Ant. Factor (dB/m)	Cable Loss (dB)	AMP factor (dB)	Reading (dBuV)	Emission Level (dBuV/m)	Limits (dBuV/m)	Margin (dB)	Remark
1	11000.000	38.60	14.17	35.45	29.35	46.67	54.00	7.33	Average
2	11000.000	38.60	14.17	35.45	43.03	60.35	74.00	13.65	Peak

Remarks: 1. Emission Level= Antenna Factor + Cable Loss + Reading - Amp Factor
 2. The emission levels that are 20dB below the official limit are not reported.



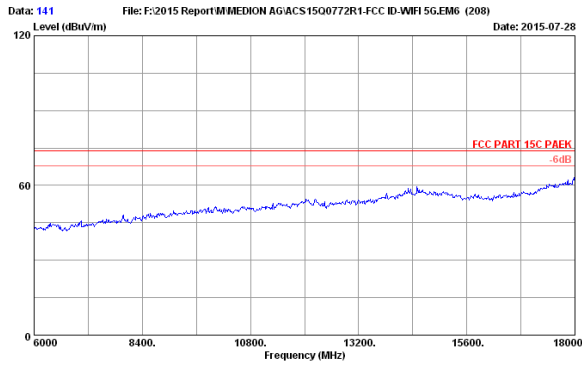
Site no. : 3m Chamber Data no. : 139
 Dis. / Ant. : 3m 2014 3115 9607-4877 Ant. pol. : HORIZONTAL
 Limit : FCC PART 15C PAEK
 Env. / Ins. : 23°C/54%
 Engineer : Alice_yang
 EUT : Tablet PC
 Power rating : DC 5V From Adapter Input AC 120V/60Hz
 Test Mode : IEEES02.11nHT20 5500MHz Tx Mode
 : PT301
 :



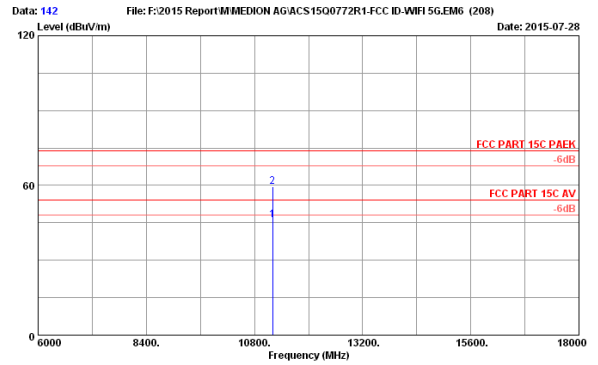
Site no. : 3m Chamber Data no. : 140
 Dis. / Ant. : 3m 2014 3115 9607-4877 Ant. pol. : HORIZONTAL
 Limit : FCC PART 15C PAEK
 Env. / Ins. : 23°C/54%
 Engineer : Alice_yang
 EUT : Tablet PC
 Power rating : DC 5V From Adapter Input AC 120V/60Hz
 Test Mode : IEEES02.11nHT20 5500MHz Tx Mode
 : PT301
 :

No.	Freq. (MHz)	Ant. Factor (dB/m)	Cable Loss (dB)	AMP factor (dB)	Reading (dBuV)	Emission Level (dBuV/m)	Limits (dBuV/m)	Margin (dB)	Remark
1	11000.000	38.60	14.17	35.45	29.41	46.73	54.00	7.27	Average
2	11000.000	38.60	14.17	35.45	43.56	60.88	74.00	13.12	Peak

Remarks: 1. Emission Level= Antenna Factor + Cable Loss + Reading - Amp Factor
 2. The emission levels that are 20dB below the official limit are not reported.



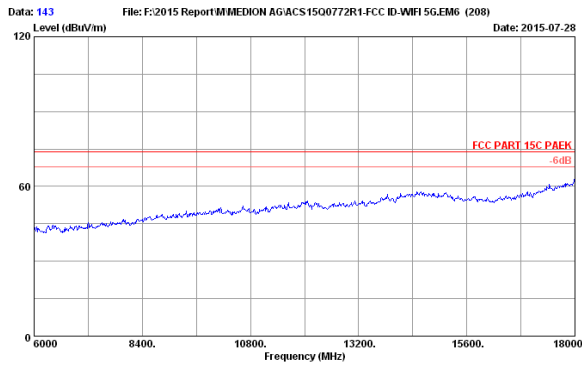
Site no. : 3m Chamber Data no. : 141
 Dis. / Ant. : 3m 2014 3115 9607-4877 Ant. pol. : VERTICAL
 Limit : FCC PART 15C PAEK
 Env. / Ins. : 23°C/54%
 Engineer : Alice_yang
 EUT : Tablet PC
 Power rating : DC 5V From Adapter Input AC 120V/60Hz
 Test Mode : IEEE802.11nHT20 5600MHz Tx Mode
 : PT301
 :



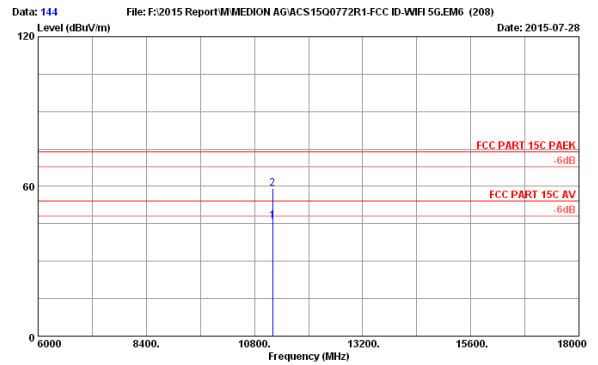
Site no. : 3m Chamber Data no. : 142
 Dis. / Ant. : 3m 2014 3115 9607-4877 Ant. pol. : VERTICAL
 Limit : FCC PART 15C PAEK
 Env. / Ins. : 23°C/54%
 Engineer : Alice_yang
 EUT : Tablet PC
 Power rating : DC 5V From Adapter Input AC 120V/60Hz
 Test Mode : IEEE802.11nHT20 5600MHz Tx Mode
 : PT301
 :

No.	Freq. (MHz)	Ant. Factor (dB/m)	Cable Loss (dB)	AMP factor (dB)	Reading (dBuV)	Emission Level (dBuV/m)	Limits (dBuV/m)	Margin (dB)	Remark
1	11200.000	38.76	14.33	35.40	28.41	46.10	54.00	7.90	Average
2	11200.000	38.76	14.33	35.40	41.65	59.34	74.00	14.66	Peak

Remarks: 1. Emission Level= Antenna Factor + Cable Loss + Reading - Amp Factor
 2. The emission levels that are 20dB below the official limit are not reported.



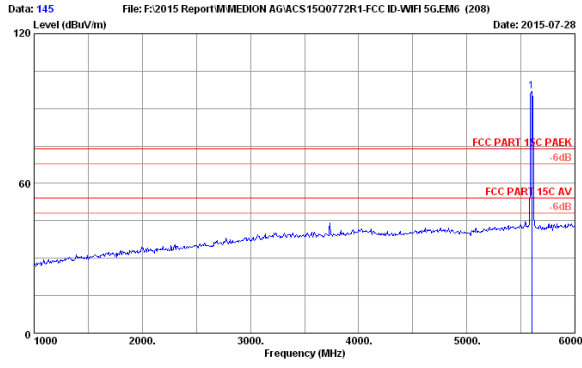
Site no. : 3m Chamber Data no. : 143
 Dis. / Ant. : 3m 2014 3115 9607-4877 Ant. pol. : HORIZONTAL
 Limit : FCC PART 15C PAEK
 Env. / Ins. : 23°C/54%
 Engineer : Alice_yang
 EUT : Tablet PC
 Power rating : DC 5V From Adapter Input AC 120V/60Hz
 Test Mode : IEEE802.11nHT20 5600MHz Tx Mode
 : PT301
 :



Site no. : 3m Chamber Data no. : 144
 Dis. / Ant. : 3m 2014 3115 9607-4877 Ant. pol. : HORIZONTAL
 Limit : FCC PART 15C PAEK
 Env. / Ins. : 23°C/54%
 Engineer : Alice_yang
 EUT : Tablet PC
 Power rating : DC 5V From Adapter Input AC 120V/60Hz
 Test Mode : IEEE802.11nHT20 5600MHz Tx Mode
 : PT301
 :

No.	Freq. (MHz)	Ant. Factor (dB/m)	Cable Loss (dB)	AMP factor (dB)	Reading (dBuV)	Emission Level (dBuV/m)	Limits (dBuV/m)	Margin (dB)	Remark
1	11200.000	38.76	14.33	35.40	28.52	46.21	54.00	7.79	Average
2	11200.000	38.76	14.33	35.40	41.52	59.21	74.00	14.79	Peak

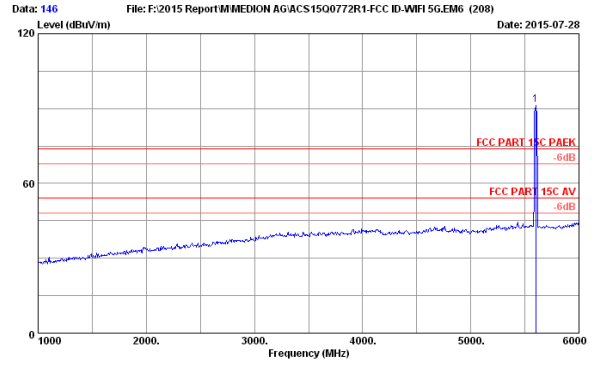
Remarks: 1. Emission Level= Antenna Factor + Cable Loss + Reading - Amp Factor
 2. The emission levels that are 20dB below the official limit are not reported.



Site no. : 3m Chamber Data no. : 145
 Dis. / Ant. : 3m 2014 3115 9607-4877 Ant. pol. : HORIZONTAL
 Limit : FCC PART 15C PAEK
 Env. / Ins. : 23°C/54%
 Engineer : Alice_yang
 EUT : Tablet PC
 Power rating : DC 5V From Adapter Input AC 120V/60Hz
 Test Mode : IEEES02.11nHT20 5600MHz Tx Mode
 : PT301
 :

No.	Freq. (MHz)	Ant. Factor (dB/m)	Cable Loss (dB)	AMP factor (dB)	Reading (dBuV)	Emission Level (dBuV/m)	Limits (dBuV/m)	Margin (dB)	Remark
1	5600.000	34.34	9.83	35.18	87.97	96.96	74.00	-22.96	Peak

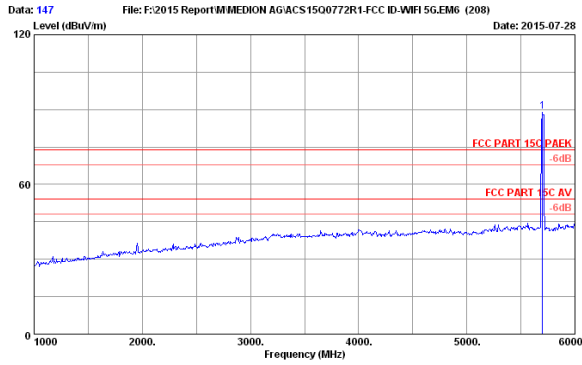
Remarks: 1. Emission Level= Antenna Factor + Cable Loss + Reading - Amp Factor
 2. The emission levels that are 20dB below the official limit are not reported.



Site no. : 3m Chamber Data no. : 146
 Dis. / Ant. : 3m 2014 3115 9607-4877 Ant. pol. : VERTICAL
 Limit : FCC PART 15C PAEK
 Env. / Ins. : 23°C/54%
 Engineer : Alice_yang
 EUT : Tablet PC
 Power rating : DC 5V From Adapter Input AC 120V/60Hz
 Test Mode : IEEES02.11nHT20 5600MHz Tx Mode
 : PT301
 :

No.	Freq. (MHz)	Ant. Factor (dB/m)	Cable Loss (dB)	AMP factor (dB)	Reading (dBuV)	Emission Level (dBuV/m)	Limits (dBuV/m)	Margin (dB)	Remark
1	5600.000	34.34	9.83	35.18	82.45	91.44	74.00	-17.44	Peak

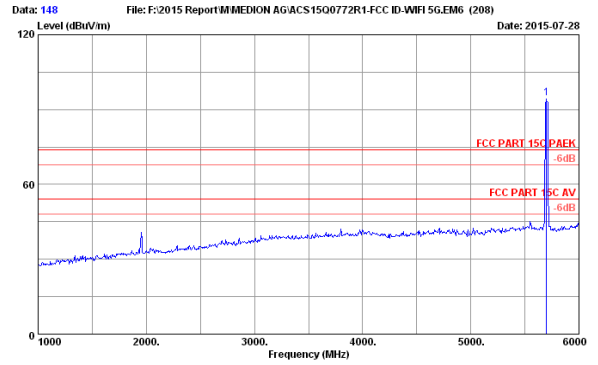
Remarks: 1. Emission Level= Antenna Factor + Cable Loss + Reading - Amp Factor
 2. The emission levels that are 20dB below the official limit are not reported.



Site no. : 3m Chamber Data no. : 147
 Dis. / Ant. : 3m 2014 3115 9607-4877 Ant. pol. : VERTICAL
 Limit : FCC PART 15C PAEK
 Env. / Ins. : 23°C/54%
 Engineer : Alice_yang
 EUT : Tablet PC
 Power rating : DC 5V From Adapter Input AC 120V/60Hz
 Test Mode : IEEES02.11nHT20 5700MHz Tx Mode
 : PT301
 :

No.	Freq. (MHz)	Ant. Factor (dB/m)	Cable Loss (dB)	AMP factor (dB)	Reading (dBuV)	Emission Level (dBuV/m)	Limits (dBuV/m)	Margin (dB)	Remark
1	5700.000	34.38	9.88	35.14	80.27	89.39	74.00	-15.39	Peak

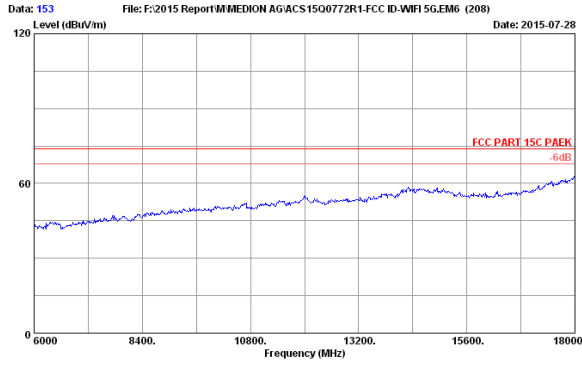
Remarks: 1. Emission Level= Antenna Factor + Cable Loss + Reading - Amp Factor
 2. The emission levels that are 20dB below the official limit are not reported.



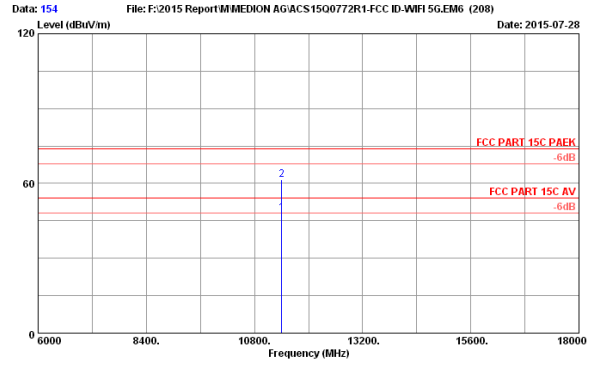
Site no. : 3m Chamber Data no. : 148
 Dis. / Ant. : 3m 2014 3115 9607-4877 Ant. pol. : HORIZONTAL
 Limit : FCC PART 15C PAEK
 Env. / Ins. : 23°C/54%
 Engineer : Alice_yang
 EUT : Tablet PC
 Power rating : DC 5V From Adapter Input AC 120V/60Hz
 Test Mode : IEEES02.11nHT20 5700MHz Tx Mode
 : PT301
 :

No.	Freq. (MHz)	Ant. Factor (dB/m)	Cable Loss (dB)	AMP factor (dB)	Reading (dBuV)	Emission Level (dBuV/m)	Limits (dBuV/m)	Margin (dB)	Remark
1	5700.000	34.38	9.88	35.14	85.62	94.74	74.00	-20.74	Peak

Remarks: 1. Emission Level= Antenna Factor + Cable Loss + Reading - Amp Factor
 2. The emission levels that are 20dB below the official limit are not reported.



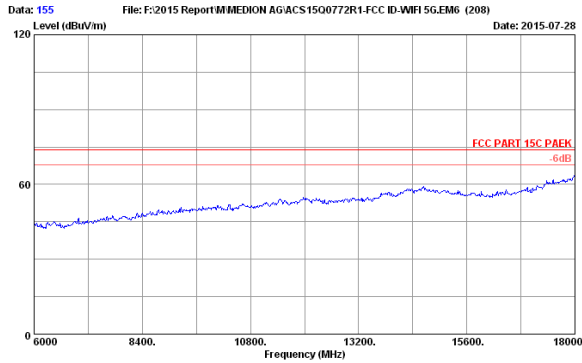
Site no. : 3m Chamber Data no. : 153
 Dis. / Ant. : 3m 2014 311S 9607-4877 Ant. pol. : VERTICAL
 Limit : FCC PART 15C PAEK
 Env. / Ins. : 23°C/54%
 Engineer : Alice_yang
 EUT : Tablet PC
 Power rating : DC 5V From Adapter Input AC 120V/60Hz
 Test Mode : IEEE802.11nHT20 5700MHz Tx Mode
 : PT301
 :



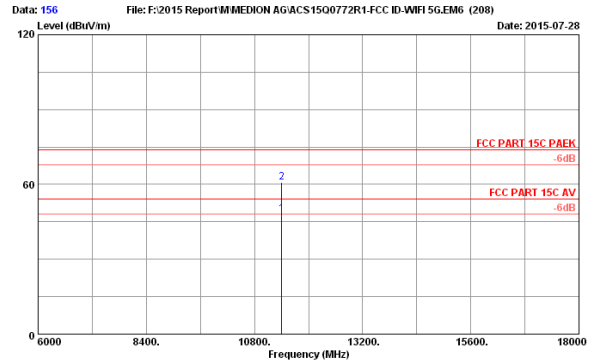
Site no. : 3m Chamber Data no. : 154
 Dis. / Ant. : 3m 2014 311S 9607-4877 Ant. pol. : VERTICAL
 Limit : FCC PART 15C PAEK
 Env. / Ins. : 23°C/54%
 Engineer : Alice_yang
 EUT : Tablet PC
 Power rating : DC 5V From Adapter Input AC 120V/60Hz
 Test Mode : IEEE802.11nHT20 5700MHz Tx Mode
 : PT301
 :

No.	Freq. (MHz)	Ant. Factor (dB/m)	Cable Loss (dB)	AMP factor (dB)	Reading (dBuV)	Emission Level (dBuV/m)	Limits (dBuV/m)	Margin (dB)	Remark
1	11400.000	38.92	14.48	35.35	30.01	48.06	54.00	5.94	Average
2	11400.000	38.92	14.48	35.35	43.30	61.35	74.00	12.65	Peak

Remarks: 1. Emission Level= Antenna Factor + Cable Loss + Reading - Amp Factor
 2. The emission levels that are 20dB below the official limit are not reported.



Site no. : 3m Chamber Data no. : 155
 Dis. / Ant. : 3m 2014 311S 9607-4877 Ant. pol. : HORIZONTAL
 Limit : FCC PART 15C PAEK
 Env. / Ins. : 23°C/54%
 Engineer : Alice_yang
 EUT : Tablet PC
 Power rating : DC 5V From Adapter Input AC 120V/60Hz
 Test Mode : IEEE802.11nHT20 5700MHz Tx Mode
 : PT301
 :

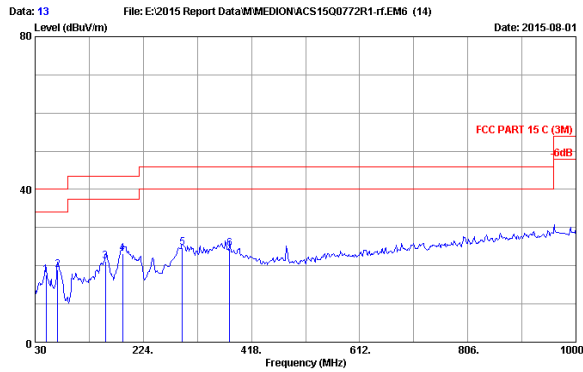


Site no. : 3m Chamber Data no. : 156
 Dis. / Ant. : 3m 2014 311S 9607-4877 Ant. pol. : HORIZONTAL
 Limit : FCC PART 15C PAEK
 Env. / Ins. : 23°C/54%
 Engineer : Alice_yang
 EUT : Tablet PC
 Power rating : DC 5V From Adapter Input AC 120V/60Hz
 Test Mode : IEEE802.11nHT20 5700MHz Tx Mode
 : PT301
 :

No.	Freq. (MHz)	Ant. Factor (dB/m)	Cable Loss (dB)	AMP factor (dB)	Reading (dBuV)	Emission Level (dBuV/m)	Limits (dBuV/m)	Margin (dB)	Remark
1	11400.000	38.92	14.48	35.35	30.08	48.13	54.00	5.87	Average
2	11400.000	38.92	14.48	35.35	42.95	61.00	74.00	13.00	Peak

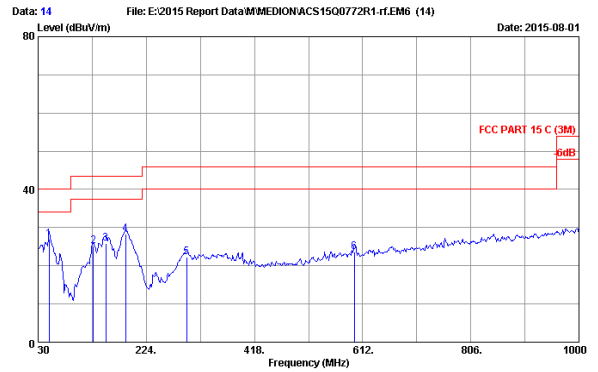
Remarks: 1. Emission Level= Antenna Factor + Cable Loss + Reading - Amp Factor
 2. The emission levels that are 20dB below the official limit are not reported.

**5745-5825MHz Band:
Frequency: 30MHz~1GHz**



Date: 2015-08-01
File: E:\2015 Report Data\M\MEDIA\NACS1500772R1.rf.EM6 (14)

Site no. : 3m Chamber Data no. : 13
 Dis. / Ant. : 3m 2015 VULB 9168-493 Ant. pol. : HORIZONTAL
 Limit : FCC PART 15 C (3M)
 Env. / Ins. : 24°C/56% Engineer : Jolly_Xu
 EUT : Tablet PC M/N:PT301
 Power rating : DC 5V From Adapter Input AC 120V/60Hz
 Test Mode : Tx Mode



Date: 2015-08-01
File: E:\2015 Report Data\M\MEDIA\NACS1500772R1.rf.EM6 (14)

Site no. : 3m Chamber Data no. : 14
 Dis. / Ant. : 3m 2015 VULB 9168-493 Ant. pol. : VERTICAL
 Limit : FCC PART 15 C (3M)
 Env. / Ins. : 24°C/56% Engineer : Jolly_Xu
 EUT : Tablet PC M/N:PT301
 Power rating : DC 5V From Adapter Input AC 120V/60Hz
 Test Mode : Tx Mode

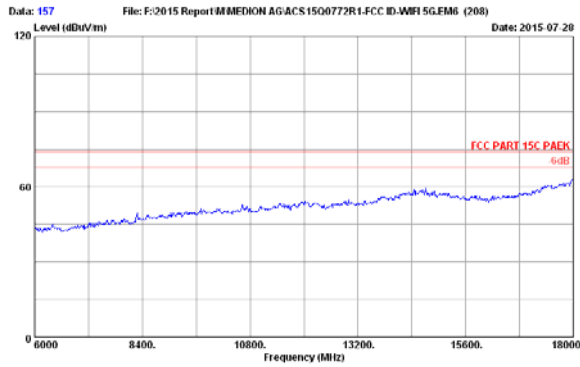
No.	Freq. (MHz)	Ant. Factor (dB/m)	Cable Loss (dB)	Reading (dBuV)	Emission Level (dBuV/m)	Limits (dBuV/m)	Margin (dB)	Remark
1	49.400	14.38	0.81	2.36	17.55	40.00	22.45	QP
2	70.740	11.42	0.93	6.55	18.90	40.00	21.10	QP
3	156.100	14.36	1.32	5.49	21.17	43.50	22.33	QP
4	187.140	12.03	1.46	9.67	23.16	43.50	20.34	QP
5	293.840	13.95	1.87	8.81	24.63	46.00	21.37	QP
6	379.200	15.92	2.14	6.53	24.59	46.00	21.41	QP

Remarks: 1. Emission Level= Antenna Factor + Cable Loss + Reading.
 2. The emission levels that are 20dB below the official limit are not reported.

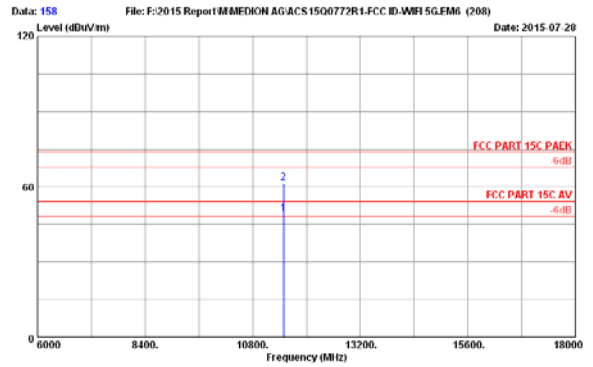
No.	Freq. (MHz)	Ant. Factor (dB/m)	Cable Loss (dB)	Reading (dBuV)	Emission Level (dBuV/m)	Limits (dBuV/m)	Margin (dB)	Remark
1	49.400	14.38	0.81	11.77	26.96	40.00	13.04	QP
2	128.940	13.18	1.21	10.69	25.08	43.50	18.42	QP
3	151.250	14.31	1.32	10.24	25.87	43.50	17.63	QP
4	187.140	12.03	1.46	14.83	28.32	43.50	15.18	QP
5	296.750	14.03	1.87	6.35	22.25	46.00	23.75	QP
6	597.450	19.95	2.75	0.91	23.61	46.00	22.39	QP

Remarks: 1. Emission Level= Antenna Factor + Cable Loss + Reading.
 2. The emission levels that are 20dB below the official limit are not reported.

Frequency: 1GHz~18GHz



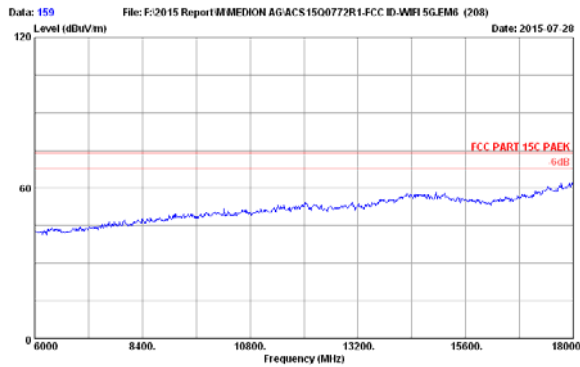
Site no. : 3m Chamber Data no. : 157
 Dis. / Ant. : 3m 2014 0115 9607-4077 Ant. pol. : VERTICAL
 Limit : FCC PART 15C PAEK
 Env. / Ins. : 23°C/54%
 Engineer : Alice_yang
 EUT : Tablet PC
 Power rating : DC 5V From Adapter Input AC 120V/60Hz
 Test Mode : IEEE802.11a 5745MHz Tx Mode
 : PT301
 :



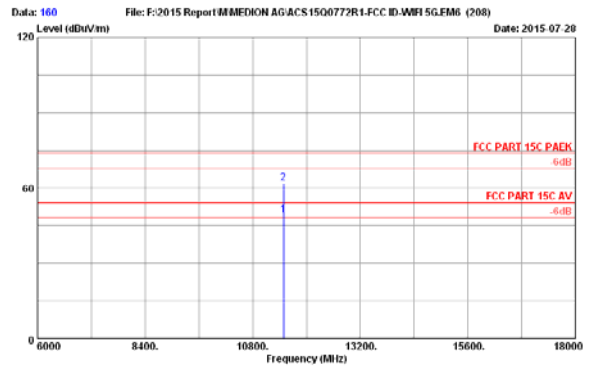
Site no. : 3m Chamber Data no. : 158
 Dis. / Ant. : 3m 2014 0115 9607-4077 Ant. pol. : VERTICAL
 Limit : FCC PART 15C PAEK
 Env. / Ins. : 23°C/54%
 Engineer : Alice_yang
 EUT : Tablet PC
 Power rating : DC 5V From Adapter Input AC 120V/60Hz
 Test Mode : IEEE802.11a 5745MHz Tx Mode
 : PT301
 :

No.	Freq. (MHz)	Ant. Factor (dB/m)	Cable Loss (dB)	AMP Factor (dB)	Reading (dBuV)	Emission Level (dBuV/m)	Limits (dBuV/m)	Margin (dB)	Remark
1	11490.000	38.99	14.54	35.33	30.82	49.02	54.00	4.98	Average
2	11490.000	38.99	14.54	35.33	43.29	61.49	74.00	12.51	Peak

Remarks: 1. Emission Level= Antenna Factor + Cable Loss + Reading - Amp Factor
 2. The emission levels that are 20dB below the official limit are not reported.



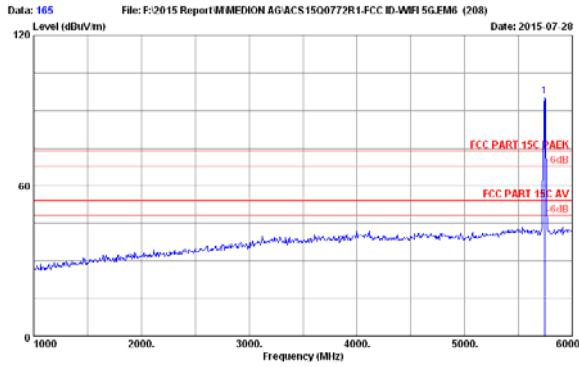
Site no. : 3m Chamber Data no. : 159
 Dis. / Ant. : 3m 2014 0115 9607-4077 Ant. pol. : HORIZONTAL
 Limit : FCC PART 15C PAEK
 Env. / Ins. : 23°C/54%
 Engineer : Alice_yang
 EUT : Tablet PC
 Power rating : DC 5V From Adapter Input AC 120V/60Hz
 Test Mode : IEEE802.11a 5745MHz Tx Mode
 : PT301
 :



Site no. : 3m Chamber Data no. : 160
 Dis. / Ant. : 3m 2014 0115 9607-4077 Ant. pol. : HORIZONTAL
 Limit : FCC PART 15C PAEK
 Env. / Ins. : 23°C/54%
 Engineer : Alice_yang
 EUT : Tablet PC
 Power rating : DC 5V From Adapter Input AC 120V/60Hz
 Test Mode : IEEE802.11a 5745MHz Tx Mode
 : PT301
 :

No.	Freq. (MHz)	Ant. Factor (dB/m)	Cable Loss (dB)	AMP Factor (dB)	Reading (dBuV)	Emission Level (dBuV/m)	Limits (dBuV/m)	Margin (dB)	Remark
1	11490.000	38.99	14.54	35.33	30.87	49.07	54.00	4.93	Average
2	11490.000	38.99	14.54	35.33	43.76	61.96	74.00	12.04	Peak

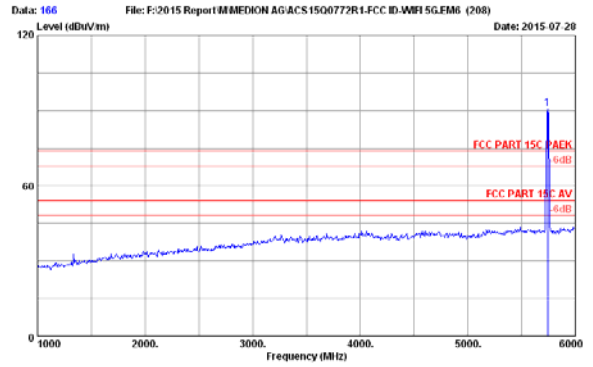
Remarks: 1. Emission Level= Antenna Factor + Cable Loss + Reading - Amp Factor
 2. The emission levels that are 20dB below the official limit are not reported.



Site no. : 3m Chamber Data no. : 165
 Dis. / Ant. : 3m 2014 2115 9607-4077 Ant. pol. : HORIZONTAL
 Limit : FCC PART 15C PAK
 Env. / Ins. : 23°C/54%
 Engineer : Alice_yang
 EUT : Tablet PC
 Power rating : DC 5V From Adapter Input AC 120V/60Hz
 Test Mode : IEEE802.11a 5745MHz Tx Mode : PT301

No.	Freq. (MHz)	Ant. Factor (dB/m)	Cable Loss (dB)	AMP factor (dB)	Reading (dBuV)	Emission Level (dBuV/m)	Limits (dBuV/m)	Margin (dB)	Remark
1	5745.000	34.40	9.90	35.11	86.50	95.69	74.00	-21.69	Peak

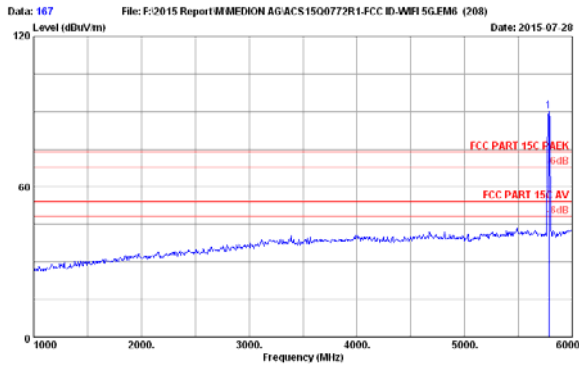
Remarks: 1. Emission Level= Antenna Factor + Cable Loss + Reading - Amp Factor
 2. The emission levels that are 20dB below the official limit are not reported.



Site no. : 3m Chamber Data no. : 166
 Dis. / Ant. : 3m 2014 2115 9607-4077 Ant. pol. : VERTICAL
 Limit : FCC PART 15C PAK
 Env. / Ins. : 23°C/54%
 Engineer : Alice_yang
 EUT : Tablet PC
 Power rating : DC 5V From Adapter Input AC 120V/60Hz
 Test Mode : IEEE802.11a 5745MHz Tx Mode : PT301

No.	Freq. (MHz)	Ant. Factor (dB/m)	Cable Loss (dB)	AMP factor (dB)	Reading (dBuV)	Emission Level (dBuV/m)	Limits (dBuV/m)	Margin (dB)	Remark
1	5745.000	34.40	9.90	35.11	81.63	90.82	74.00	-16.82	Peak

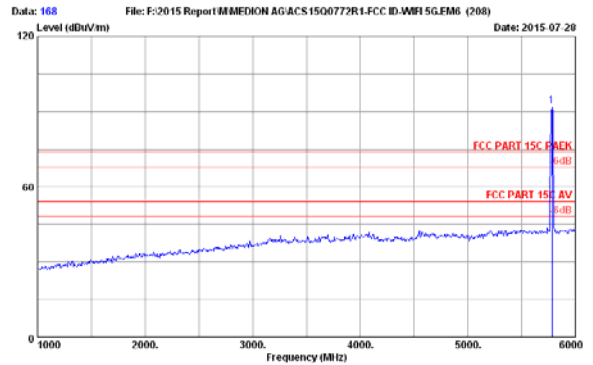
Remarks: 1. Emission Level= Antenna Factor + Cable Loss + Reading - Amp Factor
 2. The emission levels that are 20dB below the official limit are not reported.



Site no. : 3m Chamber Data no. : 167
 Dis. / Ant. : 3m 2014 2115 9607-4077 Ant. pol. : VERTICAL
 Limit : FCC PART 15C PAK
 Env. / Ins. : 23°C/54%
 Engineer : Alice_yang
 EUT : Tablet PC
 Power rating : DC 5V From Adapter Input AC 120V/60Hz
 Test Mode : IEEE802.11a 5785MHz Tx Mode : PT301

No.	Freq. (MHz)	Ant. Factor (dB/m)	Cable Loss (dB)	AMP factor (dB)	Reading (dBuV)	Emission Level (dBuV/m)	Limits (dBuV/m)	Margin (dB)	Remark
1	5785.000	34.42	9.91	35.10	80.88	90.11	74.00	-16.11	Peak

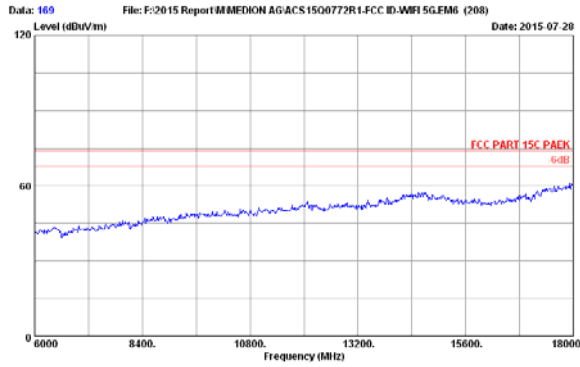
Remarks: 1. Emission Level= Antenna Factor + Cable Loss + Reading - Amp Factor
 2. The emission levels that are 20dB below the official limit are not reported.



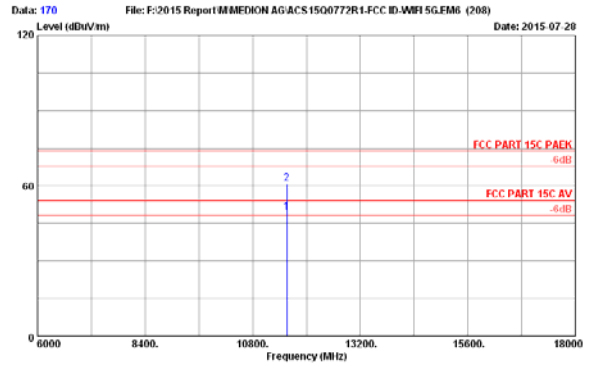
Site no. : 3m Chamber Data no. : 168
 Dis. / Ant. : 3m 2014 2115 9607-4077 Ant. pol. : HORIZONTAL
 Limit : FCC PART 15C PAK
 Env. / Ins. : 23°C/54%
 Engineer : Alice_yang
 EUT : Tablet PC
 Power rating : DC 5V From Adapter Input AC 120V/60Hz
 Test Mode : IEEE802.11a 5785MHz Tx Mode : PT301

No.	Freq. (MHz)	Ant. Factor (dB/m)	Cable Loss (dB)	AMP factor (dB)	Reading (dBuV)	Emission Level (dBuV/m)	Limits (dBuV/m)	Margin (dB)	Remark
1	5785.000	34.42	9.91	35.10	83.16	92.39	74.00	-18.39	Peak

Remarks: 1. Emission Level= Antenna Factor + Cable Loss + Reading - Amp Factor
 2. The emission levels that are 20dB below the official limit are not reported.



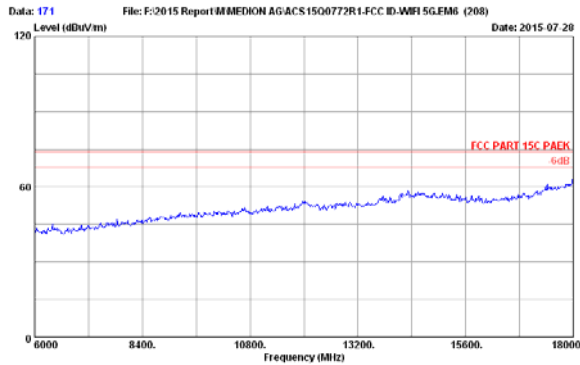
Site no. : 3m Chamber Data no. : 169
 Dis. / Ant. : 3m 2014 0115 9607-4077 Ant. pol. : HORIZONTAL
 Limit : FCC PART 15C PAK
 Env. / Ins. : 23°C/54%
 Engineer : Alice_yang
 EUT : Tablet PC
 Power rating : DC 5V From Adapter Input AC 120V/60Hz
 Test Mode : IEEE802.11a 5785MHz Tx Mode
 : PT301
 :



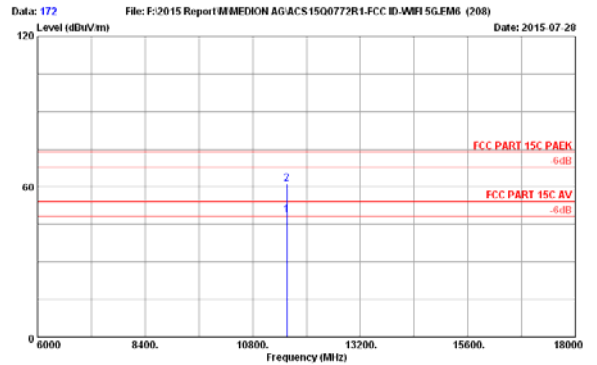
Site no. : 3m Chamber Data no. : 170
 Dis. / Ant. : 3m 2014 0115 9607-4077 Ant. pol. : HORIZONTAL
 Limit : FCC PART 15C PAK
 Env. / Ins. : 23°C/54%
 Engineer : Alice_yang
 EUT : Tablet PC
 Power rating : DC 5V From Adapter Input AC 120V/60Hz
 Test Mode : IEEE802.11a 5785MHz Tx Mode
 : PT301
 :

No.	Freq. (MHz)	Ant. Factor (dB/m)	Cable Loss (dB)	AMP factor (dB)	Reading (dBuV)	Emission Level (dBuV/m)	Limits (dBuV/m)	Margin (dB)	Remark
1	11570.000	39.03	14.60	35.31	31.08	49.90	54.00	4.60	Average
2	11570.000	39.03	14.60	35.31	42.37	60.59	74.00	13.11	Peak

Remarks: 1. Emission Level= Antenna Factor + Cable Loss + Reading - Amp Factor
 2. The emission levels that are 20dB below the official limit are not reported.



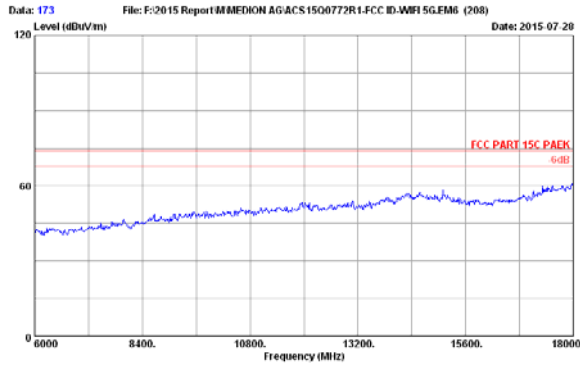
Site no. : 3m Chamber Data no. : 171
 Dis. / Ant. : 3m 2014 0115 9607-4077 Ant. pol. : VERTICAL
 Limit : FCC PART 15C PAK
 Env. / Ins. : 23°C/54%
 Engineer : Alice_yang
 EUT : Tablet PC
 Power rating : DC 5V From Adapter Input AC 120V/60Hz
 Test Mode : IEEE802.11a 5785MHz Tx Mode
 : PT301
 :



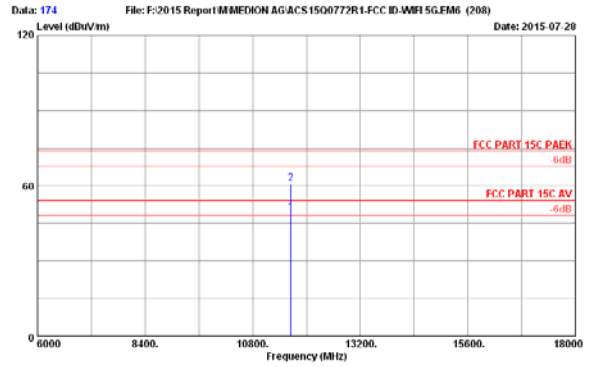
Site no. : 3m Chamber Data no. : 172
 Dis. / Ant. : 3m 2014 0115 9607-4077 Ant. pol. : VERTICAL
 Limit : FCC PART 15C PAK
 Env. / Ins. : 23°C/54%
 Engineer : Alice_yang
 EUT : Tablet PC
 Power rating : DC 5V From Adapter Input AC 120V/60Hz
 Test Mode : IEEE802.11a 5785MHz Tx Mode
 : PT301
 :

No.	Freq. (MHz)	Ant. Factor (dB/m)	Cable Loss (dB)	AMP factor (dB)	Reading (dBuV)	Emission Level (dBuV/m)	Limits (dBuV/m)	Margin (dB)	Remark
1	11570.000	39.03	14.60	35.31	30.54	48.86	54.00	5.14	Average
2	11570.000	39.03	14.60	35.31	42.71	61.03	74.00	12.97	Peak

Remarks: 1. Emission Level= Antenna Factor + Cable Loss + Reading - Amp Factor
 2. The emission levels that are 20dB below the official limit are not reported.



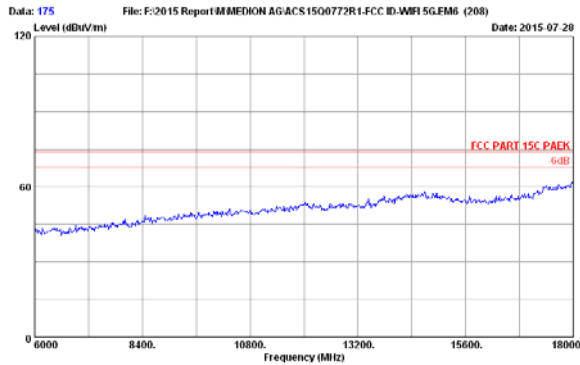
Site no. : 3m Chamber Data no. : 173
 Dis. / Ant. : 3m 2014 0115 9607-4077 Ant. pol. : HORIZONTAL
 Limit : FCC PART 15C PAEK
 Env. / Ins. : 23°C/54%
 Engineer : Alice_yang
 EUT : Tablet PC
 Power rating : DC 5V From Adapter Input AC 120V/60Hz
 Test Mode : IEEE802.11a 5825MHz Tx Mode
 : PT301
 :



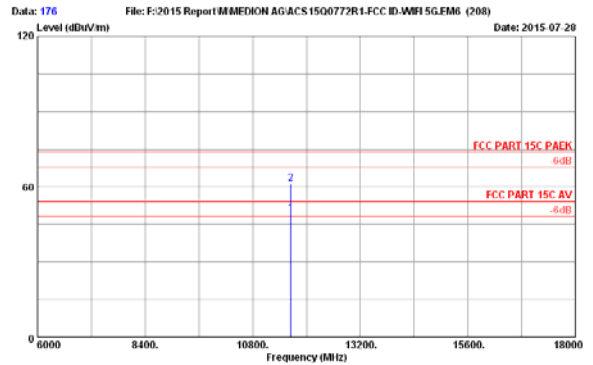
Site no. : 3m Chamber Data no. : 174
 Dis. / Ant. : 3m 2014 0115 9607-4077 Ant. pol. : HORIZONTAL
 Limit : FCC PART 15C PAEK
 Env. / Ins. : 23°C/54%
 Engineer : Alice_yang
 EUT : Tablet PC
 Power rating : DC 5V From Adapter Input AC 120V/60Hz
 Test Mode : IEEE802.11a 5825MHz Tx Mode
 : PT301
 :

No.	Freq. (MHz)	Ant. Factor (dB/m)	Cable Loss (dB)	AMP factor (dB)	Reading (dBuV)	Emission Level (dBuV/m)	Limits (dBuV/m)	Margin (dB)	Remark
1	11650.000	39.06	14.66	35.29	30.79	49.22	54.00	4.78	Average
2	11650.000	39.06	14.66	35.29	42.26	60.69	74.00	13.31	Peak

Remarks: 1. Emission Level= Antenna Factor + Cable Loss + Reading - Amp Factor
 2. The emission levels that are 20dB below the official limit are not reported.



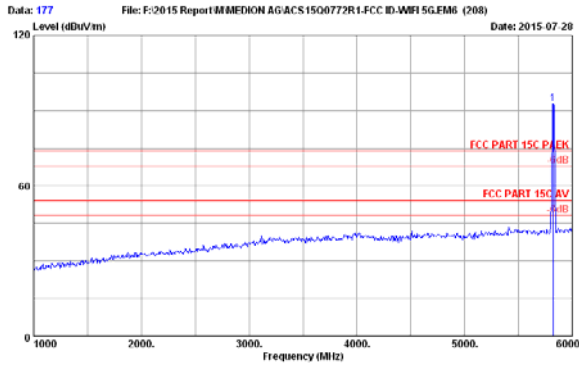
Site no. : 3m Chamber Data no. : 175
 Dis. / Ant. : 3m 2014 0115 9607-4077 Ant. pol. : VERTICAL
 Limit : FCC PART 15C PAEK
 Env. / Ins. : 23°C/54%
 Engineer : Alice_yang
 EUT : Tablet PC
 Power rating : DC 5V From Adapter Input AC 120V/60Hz
 Test Mode : IEEE802.11a 5825MHz Tx Mode
 : PT301
 :



Site no. : 3m Chamber Data no. : 176
 Dis. / Ant. : 3m 2014 0115 9607-4077 Ant. pol. : VERTICAL
 Limit : FCC PART 15C PAEK
 Env. / Ins. : 23°C/54%
 Engineer : Alice_yang
 EUT : Tablet PC
 Power rating : DC 5V From Adapter Input AC 120V/60Hz
 Test Mode : IEEE802.11a 5825MHz Tx Mode
 : PT301
 :

No.	Freq. (MHz)	Ant. Factor (dB/m)	Cable Loss (dB)	AMP factor (dB)	Reading (dBuV)	Emission Level (dBuV/m)	Limits (dBuV/m)	Margin (dB)	Remark
1	11650.000	39.06	14.66	35.29	30.81	49.04	54.00	4.96	Average
2	11650.000	39.06	14.66	35.29	42.76	61.19	74.00	12.81	Peak

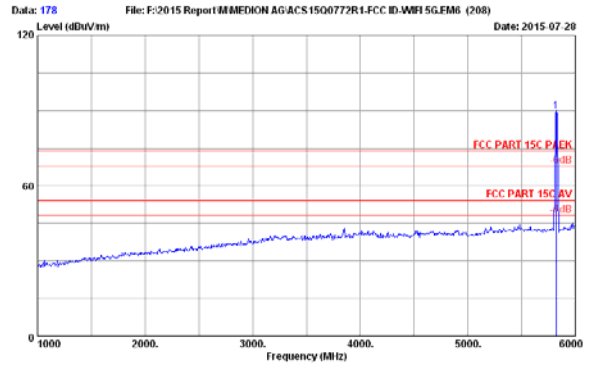
Remarks: 1. Emission Level= Antenna Factor + Cable Loss + Reading - Amp Factor
 2. The emission levels that are 20dB below the official limit are not reported.



Site no. : 3m Chamber Data no. : 177
 Dis. / Ant. : 3m 2014 2115 9607-4077 Ant. pol. : HORIZONTAL
 Limit : FCC PART 15C PAEK
 Env. / Ins. : 23°C/54%
 Engineer : Alice_yang
 EUT : Tablet PC
 Power rating : DC 5V From Adapter Input AC 120V/60Hz
 Test Mode : IEEE802.11a 5825MHz Tx Mode
 : PT301
 :

No.	Freq. (MHz)	Ant. Factor (dB/m)	Cable Loss (dB)	AMP factor (dB)	Reading (dBuV)	Emission Level (dBuV/m)	Limits (dBuV/m)	Margin (dB)	Remark
1	5825.000	34.43	9.93	35.08	83.31	92.59	74.00	-18.59	Peak

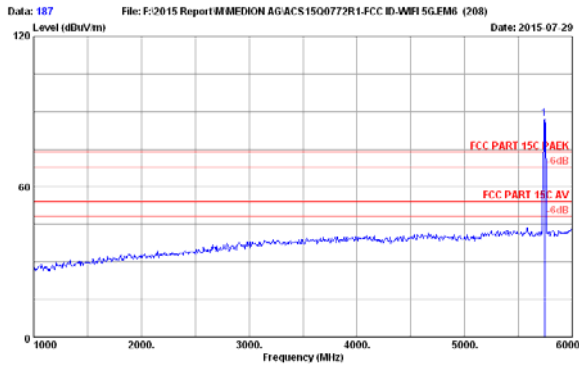
Remarks: 1. Emission Level= Antenna Factor + Cable Loss + Reading - Amp Factor
 2. The emission levels that are 20dB below the official limit are not reported.



Site no. : 3m Chamber Data no. : 178
 Dis. / Ant. : 3m 2014 2115 9607-4077 Ant. pol. : VERTICAL
 Limit : FCC PART 15C PAEK
 Env. / Ins. : 23°C/54%
 Engineer : Alice_yang
 EUT : Tablet PC
 Power rating : DC 5V From Adapter Input AC 120V/60Hz
 Test Mode : IEEE802.11a 5825MHz Tx Mode
 : PT301
 :

No.	Freq. (MHz)	Ant. Factor (dB/m)	Cable Loss (dB)	AMP factor (dB)	Reading (dBuV)	Emission Level (dBuV/m)	Limits (dBuV/m)	Margin (dB)	Remark
1	5825.000	34.43	9.93	35.08	80.29	89.57	74.00	-15.57	Peak

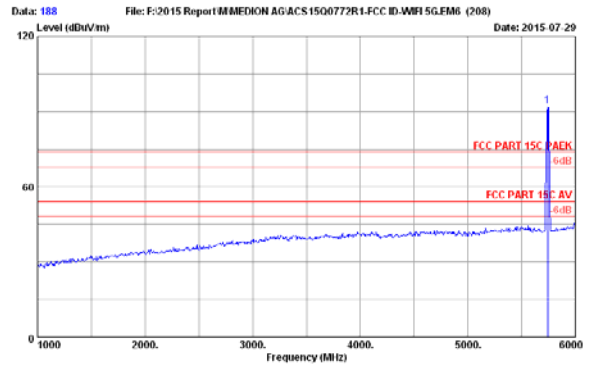
Remarks: 1. Emission Level= Antenna Factor + Cable Loss + Reading - Amp Factor
 2. The emission levels that are 20dB below the official limit are not reported.



Site no. : 3m Chamber Data no. : 187
 Dis. / Ant. : 3m 2014 2115 9607-4077 Ant. pol. : VERTICAL
 Limit : FCC PART 15C PAEK
 Env. / Ins. : 23°C/54%
 Engineer : Alice_yang
 EUT : Tablet PC
 Power rating : DC 5V From Adapter Input AC 120V/60Hz
 Test Mode : IEEE802.11nHT20 5745MHz Tx Mode
 : PT301
 :

No.	Freq. (MHz)	Ant. Factor (dB/m)	Cable Loss (dB)	AMP factor (dB)	Reading (dBuV)	Emission Level (dBuV/m)	Limits (dBuV/m)	Margin (dB)	Remark
1	5745.000	34.40	9.90	35.11	77.94	87.13	74.00	-13.13	Peak

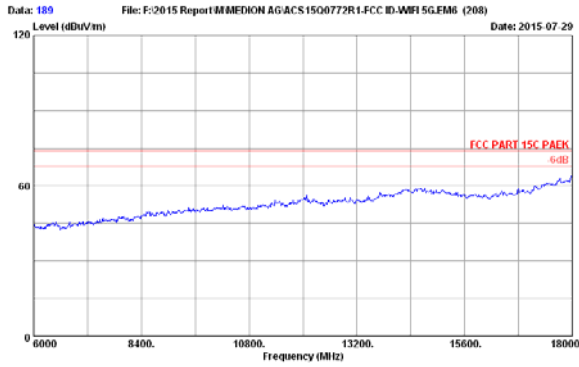
Remarks: 1. Emission Level= Antenna Factor + Cable Loss + Reading - Amp Factor
 2. The emission levels that are 20dB below the official limit are not reported.



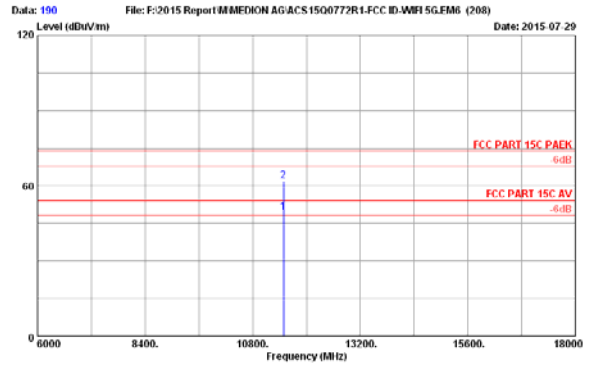
Site no. : 3m Chamber Data no. : 188
 Dis. / Ant. : 3m 2014 2115 9607-4077 Ant. pol. : HORIZONTAL
 Limit : FCC PART 15C PAEK
 Env. / Ins. : 23°C/54%
 Engineer : Alice_yang
 EUT : Tablet PC
 Power rating : DC 5V From Adapter Input AC 120V/60Hz
 Test Mode : IEEE802.11nHT20 5745MHz Tx Mode
 : PT301
 :

No.	Freq. (MHz)	Ant. Factor (dB/m)	Cable Loss (dB)	AMP factor (dB)	Reading (dBuV)	Emission Level (dBuV/m)	Limits (dBuV/m)	Margin (dB)	Remark
1	5745.000	34.40	9.90	35.11	83.10	92.29	74.00	-18.29	Peak

Remarks: 1. Emission Level= Antenna Factor + Cable Loss + Reading - Amp Factor
 2. The emission levels that are 20dB below the official limit are not reported.



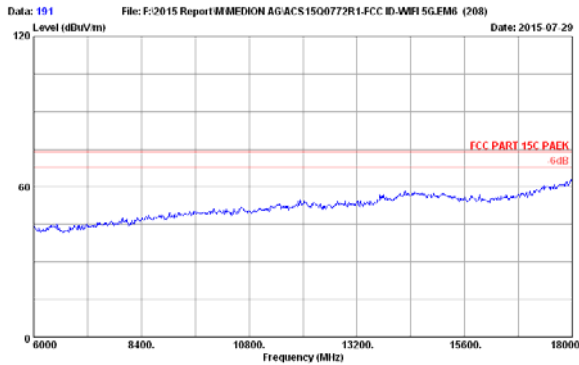
Site no. : 3m Chamber Data no. : 189
 Dis. / Ant. : 3m 2014 0115 9607-4077 Ant. pol. : VERTICAL
 Limit : FCC PART 15C PAEK
 Env. / Ins. : 23°C/54%
 Engineer : Alice_yang
 EUT : Tablet PC
 Power rating : DC 5V From Adapter Input AC 120V/60Hz
 Test Mode : IEEE802.11nHT20 5745MHz Tx Mode
 : PT301
 :



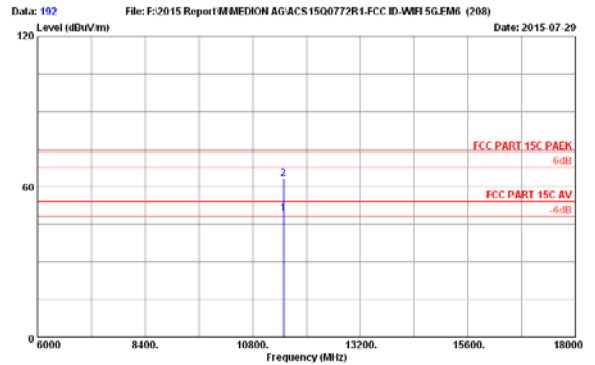
Site no. : 3m Chamber Data no. : 190
 Dis. / Ant. : 3m 2014 0115 9607-4077 Ant. pol. : VERTICAL
 Limit : FCC PART 15C PAEK
 Env. / Ins. : 23°C/54%
 Engineer : Alice_yang
 EUT : Tablet PC
 Power rating : DC 5V From Adapter Input AC 120V/60Hz
 Test Mode : IEEE802.11nHT20 5745MHz Tx Mode
 : PT301
 :

No.	Freq. (MHz)	Ant. Factor (dB/m)	Cable Loss (dB)	AMP factor (dB)	Reading (dBuV)	Emission Level (dBuV/m)	Limits (dBuV/m)	Margin (dB)	Remark
1	11490.000	38.99	14.54	35.33	31.16	49.36	54.00	4.64	Average
2	11490.000	38.99	14.54	35.33	49.52	61.72	74.00	12.28	Peak

Remarks: 1. Emission Level= Antenna Factor + Cable Loss + Reading - Amp Factor
 2. The emission levels that are 20dB below the official limit are not reported.



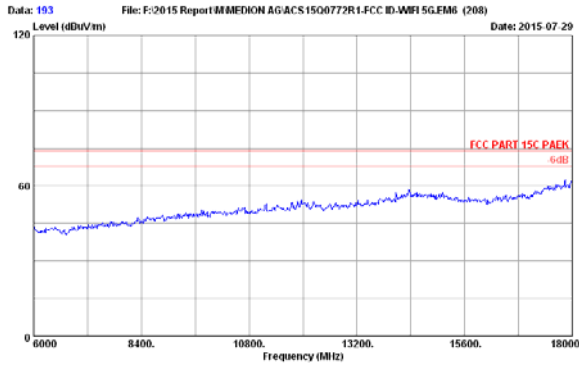
Site no. : 3m Chamber Data no. : 191
 Dis. / Ant. : 3m 2014 0115 9607-4077 Ant. pol. : HORIZONTAL
 Limit : FCC PART 15C PAEK
 Env. / Ins. : 23°C/54%
 Engineer : Alice_yang
 EUT : Tablet PC
 Power rating : DC 5V From Adapter Input AC 120V/60Hz
 Test Mode : IEEE802.11nHT20 5745MHz Tx Mode
 : PT301
 :



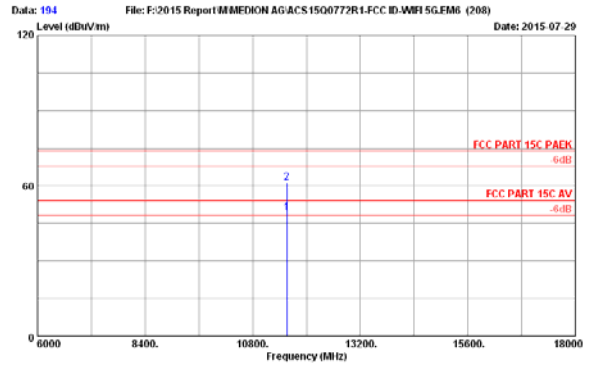
Site no. : 3m Chamber Data no. : 192
 Dis. / Ant. : 3m 2014 0115 9607-4077 Ant. pol. : HORIZONTAL
 Limit : FCC PART 15C PAEK
 Env. / Ins. : 23°C/54%
 Engineer : Alice_yang
 EUT : Tablet PC
 Power rating : DC 5V From Adapter Input AC 120V/60Hz
 Test Mode : IEEE802.11nHT20 5745MHz Tx Mode
 : PT301
 :

No.	Freq. (MHz)	Ant. Factor (dB/m)	Cable Loss (dB)	AMP factor (dB)	Reading (dBuV)	Emission Level (dBuV/m)	Limits (dBuV/m)	Margin (dB)	Remark
1	11490.000	38.99	14.54	35.33	31.09	49.29	54.00	4.71	Average
2	11490.000	38.99	14.54	35.33	44.94	63.14	74.00	10.86	Peak

Remarks: 1. Emission Level= Antenna Factor + Cable Loss + Reading - Amp Factor
 2. The emission levels that are 20dB below the official limit are not reported.



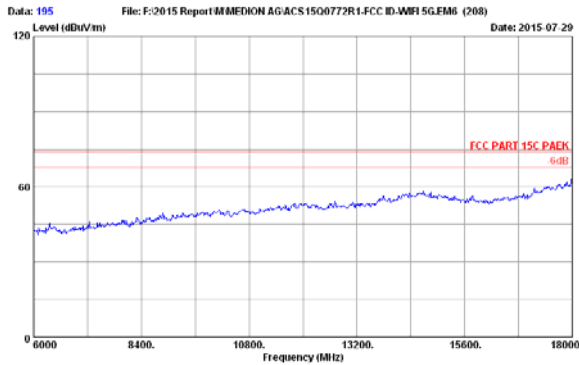
Site no. : 3m Chamber Data no. : 193
 Dis. / Ant. : 3m 2014 2115 9607-4077 Ant. pol. : HORIZONTAL
 Limit : FCC PART 15C PAEK
 Env. / Ins. : 23°C/54%
 Engineer : Alice_yang
 EUT : Tablet PC
 Power rating : DC 5V From Adapter Input AC 120V/60Hz
 Test Mode : IEEE802.11nHT20 5785MHz Tx Mode
 : PT301
 :



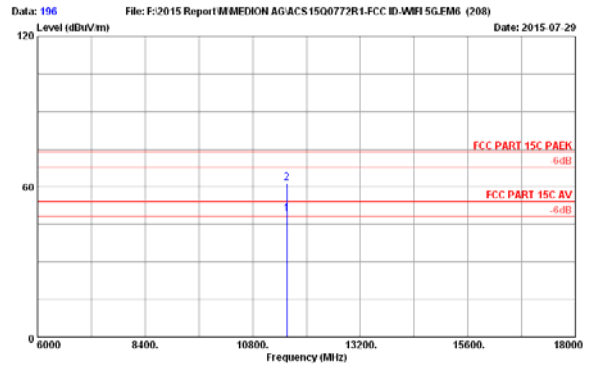
Site no. : 3m Chamber Data no. : 194
 Dis. / Ant. : 3m 2014 2115 9607-4077 Ant. pol. : HORIZONTAL
 Limit : FCC PART 15C PAEK
 Env. / Ins. : 23°C/54%
 Engineer : Alice_yang
 EUT : Tablet PC
 Power rating : DC 5V From Adapter Input AC 120V/60Hz
 Test Mode : IEEE802.11nHT20 5785MHz Tx Mode
 : PT301
 :

No.	Freq. (MHz)	Ant. Factor (dB/m)	Cable Loss (dB)	AMP factor (dB)	Reading (dBuV)	Emission Level (dBuV/m)	Limits (dBuV/m)	Margin (dB)	Remark
1	11570.000	39.03	14.60	35.31	30.89	49.01	54.00	4.99	Average
2	11570.000	39.03	14.60	35.31	42.76	61.08	74.00	12.92	Peak

Remarks: 1. Emission Level= Antenna Factor + Cable Loss + Reading - Amp Factor
 2. The emission levels that are 20dB below the official limit are not reported.



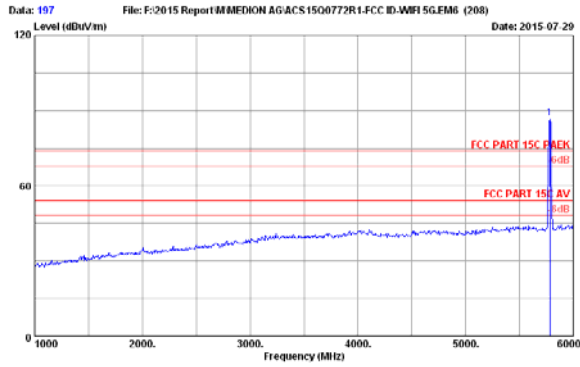
Site no. : 3m Chamber Data no. : 195
 Dis. / Ant. : 3m 2014 2115 9607-4077 Ant. pol. : VERTICAL
 Limit : FCC PART 15C PAEK
 Env. / Ins. : 23°C/54%
 Engineer : Alice_yang
 EUT : Tablet PC
 Power rating : DC 5V From Adapter Input AC 120V/60Hz
 Test Mode : IEEE802.11nHT20 5785MHz Tx Mode
 : PT301
 :



Site no. : 3m Chamber Data no. : 196
 Dis. / Ant. : 3m 2014 2115 9607-4077 Ant. pol. : VERTICAL
 Limit : FCC PART 15C PAEK
 Env. / Ins. : 23°C/54%
 Engineer : Alice_yang
 EUT : Tablet PC
 Power rating : DC 5V From Adapter Input AC 120V/60Hz
 Test Mode : IEEE802.11nHT20 5785MHz Tx Mode
 : PT301
 :

No.	Freq. (MHz)	Ant. Factor (dB/m)	Cable Loss (dB)	AMP factor (dB)	Reading (dBuV)	Emission Level (dBuV/m)	Limits (dBuV/m)	Margin (dB)	Remark
1	11570.000	39.03	14.60	35.31	30.85	49.17	54.00	4.83	Average
2	11570.000	39.03	14.60	35.31	43.06	61.38	74.00	12.62	Peak

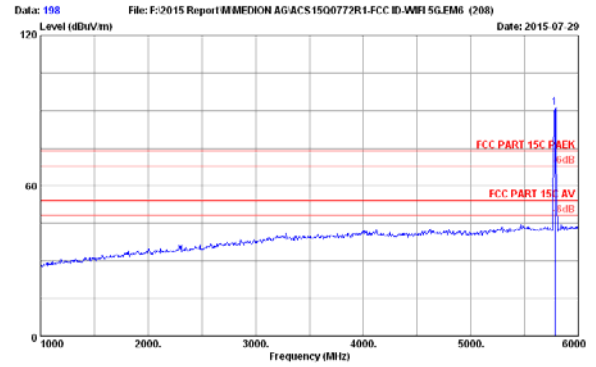
Remarks: 1. Emission Level= Antenna Factor + Cable Loss + Reading - Amp Factor
 2. The emission levels that are 20dB below the official limit are not reported.



Site no. : 3m Chamber Data no. : 197
 Dis. / Ant. : 3m 2014 2115 9607-4077 Ant. pol. : VERTICAL
 Limit : FCC PART 15C PAK
 Env. / Ins. : 23°C/54%
 Engineer : Alice_yang
 EUT : Tablet PC
 Power rating : DC 5V From Adapter Input AC 120V/60Hz
 Test Mode : IEEE802.11nHT20 5785MHz Tx Mode
 : PT301
 :

No.	Freq. (MHz)	Ant. Factor (dB/m)	Cable Loss (dB)	AMP factor (dB)	Reading (dBuV)	Emission Level (dBuV/m)	Limits (dBuV/m)	Margin (dB)	Remark
1	5785.000	34.42	9.91	35.10	77.52	86.75	74.00	-12.75	Peak

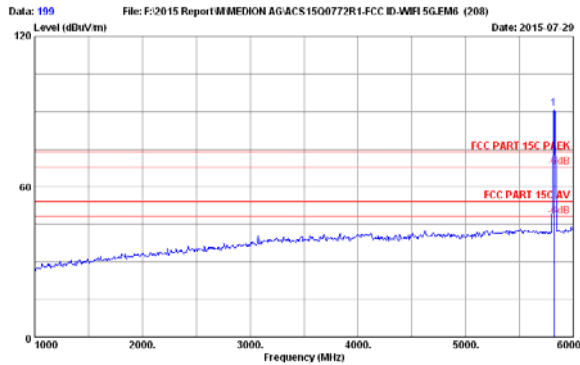
Remarks: 1. Emission Level= Antenna Factor + Cable Loss + Reading - Amp Factor
 2. The emission levels that are 20dB below the official limit are not reported.



Site no. : 3m Chamber Data no. : 198
 Dis. / Ant. : 3m 2014 2115 9607-4077 Ant. pol. : HORIZONTAL
 Limit : FCC PART 15C PAK
 Env. / Ins. : 23°C/54%
 Engineer : Alice_yang
 EUT : Tablet PC
 Power rating : DC 5V From Adapter Input AC 120V/60Hz
 Test Mode : IEEE802.11nHT20 5785MHz Tx Mode
 : PT301
 :

No.	Freq. (MHz)	Ant. Factor (dB/m)	Cable Loss (dB)	AMP factor (dB)	Reading (dBuV)	Emission Level (dBuV/m)	Limits (dBuV/m)	Margin (dB)	Remark
1	5785.000	34.42	9.91	35.10	82.08	91.31	74.00	-17.31	Peak

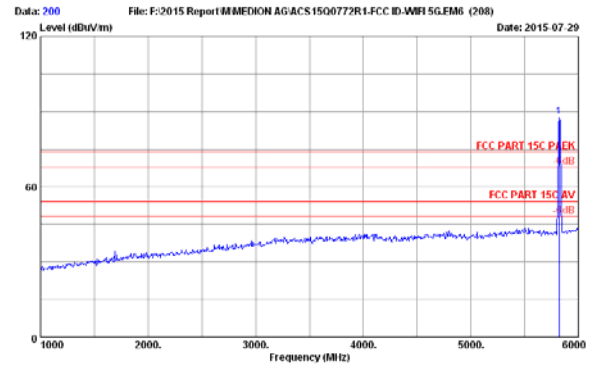
Remarks: 1. Emission Level= Antenna Factor + Cable Loss + Reading - Amp Factor
 2. The emission levels that are 20dB below the official limit are not reported.



Site no. : 3m Chamber Data no. : 199
 Dis. / Ant. : 3m 2014 2115 9607-4077 Ant. pol. : HORIZONTAL
 Limit : FCC PART 15C PAK
 Env. / Ins. : 23°C/54%
 Engineer : Alice_yang
 EUT : Tablet PC
 Power rating : DC 5V From Adapter Input AC 120V/60Hz
 Test Mode : IEEE802.11nHT20 5825MHz Tx Mode
 : PT301
 :

No.	Freq. (MHz)	Ant. Factor (dB/m)	Cable Loss (dB)	AMP factor (dB)	Reading (dBuV)	Emission Level (dBuV/m)	Limits (dBuV/m)	Margin (dB)	Remark
1	5825.000	34.43	9.93	35.08	81.93	91.21	74.00	-17.21	Peak

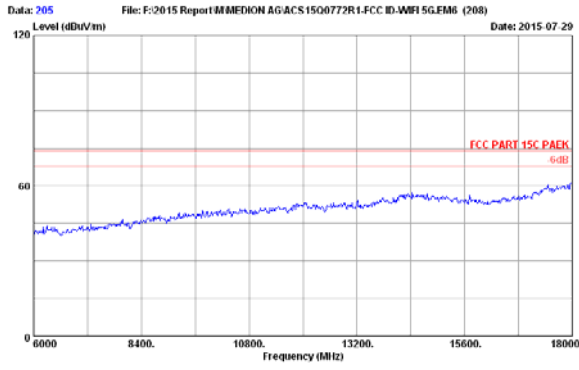
Remarks: 1. Emission Level= Antenna Factor + Cable Loss + Reading - Amp Factor
 2. The emission levels that are 20dB below the official limit are not reported.



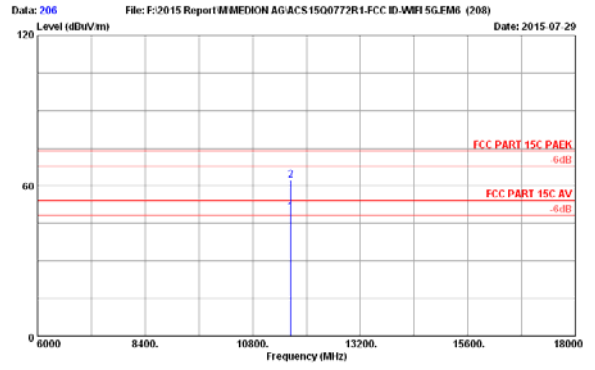
Site no. : 3m Chamber Data no. : 200
 Dis. / Ant. : 3m 2014 2115 9607-4077 Ant. pol. : VERTICAL
 Limit : FCC PART 15C PAK
 Env. / Ins. : 23°C/54%
 Engineer : Alice_yang
 EUT : Tablet PC
 Power rating : DC 5V From Adapter Input AC 120V/60Hz
 Test Mode : IEEE802.11nHT20 5825MHz Tx Mode
 : PT301
 :

No.	Freq. (MHz)	Ant. Factor (dB/m)	Cable Loss (dB)	AMP factor (dB)	Reading (dBuV)	Emission Level (dBuV/m)	Limits (dBuV/m)	Margin (dB)	Remark
1	5825.000	34.43	9.93	35.08	78.50	87.78	74.00	-13.78	Peak

Remarks: 1. Emission Level= Antenna Factor + Cable Loss + Reading - Amp Factor
 2. The emission levels that are 20dB below the official limit are not reported.



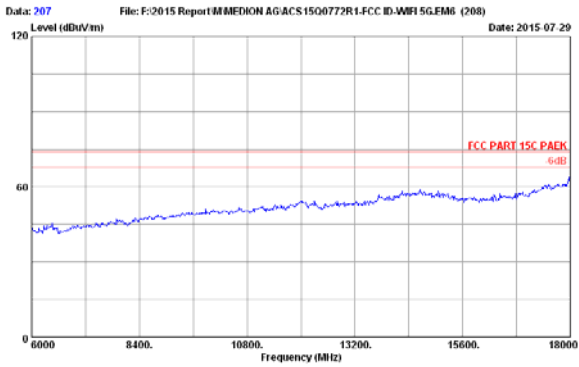
Site no. : 3m Chamber Data no. : 205
 Dis. / Ant. : 3m 2014 3115 9607-4077 Ant. pol. : HORIZONTAL
 Limit : FCC PART 15C PAEK
 Env. / Ins. : 23°C/54%
 Engineer : Alice_yang
 EUT : Tablet PC
 Power rating : DC 5V From Adapter Input AC 120V/60Hz
 Test Mode : IEEE802.11nHT20 5825MHz Tx Mode
 : PT301
 :



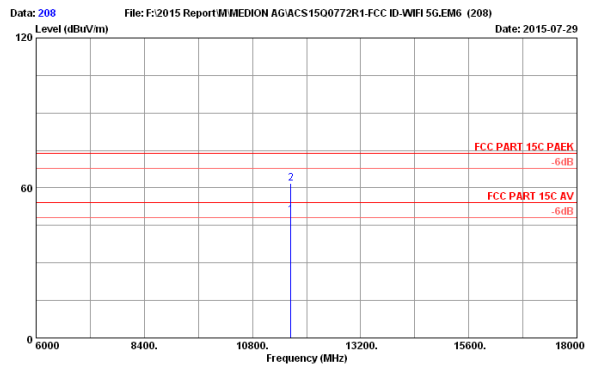
Site no. : 3m Chamber Data no. : 206
 Dis. / Ant. : 3m 2014 3115 9607-4077 Ant. pol. : HORIZONTAL
 Limit : FCC PART 15C PAEK
 Env. / Ins. : 23°C/54%
 Engineer : Alice_yang
 EUT : Tablet PC
 Power rating : DC 5V From Adapter Input AC 120V/60Hz
 Test Mode : IEEE802.11nHT20 5825MHz Tx Mode
 : PT301
 :

No.	Freq. (MHz)	Ant. Factor (dB/m)	Cable Loss (dB)	AMP factor (dB)	Reading (dBuV)	Emission Level (dBuV/m)	Limits (dBuV/m)	Margin (dB)	Remark
1	11650.000	39.06	14.66	35.29	31.02	49.45	54.00	4.55	Average
2	11650.000	39.06	14.66	35.29	43.65	62.08	74.00	11.92	Peak

Remarks: 1. Emission Level= Antenna Factor + Cable Loss + Reading - Amp Factor
 2. The emission levels that are 20dB below the official limit are not reported.



Site no. : 3m Chamber Data no. : 207
 Dis. / Ant. : 3m 2014 3115 9607-4077 Ant. pol. : VERTICAL
 Limit : FCC PART 15C PAEK
 Env. / Ins. : 23°C/54%
 Engineer : Alice_yang
 EUT : Tablet PC
 Power rating : DC 5V From Adapter Input AC 120V/60Hz
 Test Mode : IEEE802.11nHT20 5825MHz Tx Mode
 : PT301
 :



Site no. : 3m Chamber Data no. : 208
 Dis. / Ant. : 3m 2014 3115 9607-4077 Ant. pol. : VERTICAL
 Limit : FCC PART 15C PAEK
 Env. / Ins. : 23°C/54%
 Engineer : Alice_yang
 EUT : Tablet PC
 Power rating : DC 5V From Adapter Input AC 120V/60Hz
 Test Mode : IEEE802.11nHT20 5825MHz Tx Mode
 : PT301
 :

No.	Freq. (MHz)	Ant. Factor (dB/m)	Cable Loss (dB)	AMP factor (dB)	Reading (dBuV)	Emission Level (dBuV/m)	Limits (dBuV/m)	Margin (dB)	Remark
1	11650.000	39.06	14.66	35.29	30.69	49.12	54.00	4.88	Average
2	11650.000	39.06	14.66	35.29	43.49	61.92	74.00	12.08	Peak

Remarks: 1. Emission Level= Antenna Factor + Cable Loss + Reading - Amp Factor
 2. The emission levels that are 20dB below the official limit are not reported.

5. BAND EDGE COMPLIANCE TEST

5.1. Test Equipment

Item	Equipment	Manufacturer	Model No.	Serial No.	Last Cal.	Cal. Interval
1.	Amp	HP	8449B	3008A02495	Apr. 28,15	1 Year
2.	Horn Antenna	ETS	3115	9510-4877	Sep.20,14	1 Year
3.	HF Cable	Hubersuhner	Sucoflex104	274094/4	Apr. 28,15	1 Year
4.	RF Cable	Hubersuhner	Sucoflex102	28610/2	Apr. 28,15	1 Year

5.2. Limit

For transmitters operating in the band 5150-5250 MHz, all emissions outside the band 5150-5350 MHz shall not exceed -27 dBm/MHz e.i.r.p.

For devices with both operating frequencies and channel bandwidths contained within the band 5250-5350 MHz,

All emissions outside the band 5250-5350 MHz shall not exceed -27 dBm/MHz e.i.r.p.

For transmitters operating in the band 5470-5725MHz, Emissions outside the band 5470-5725 MHz shall not exceed -27 dBm/MHz e.i.r.p.

For the band 5725-5850 MHz, emissions at frequencies from the band edges to 10 MHz above or below the band edges shall not exceed -17 dBm/MHz e.i.r.p.

For emissions at frequencies more than 10 MHz above or below the band edges, the emissions power shall not exceed -27 dBm/MHz.

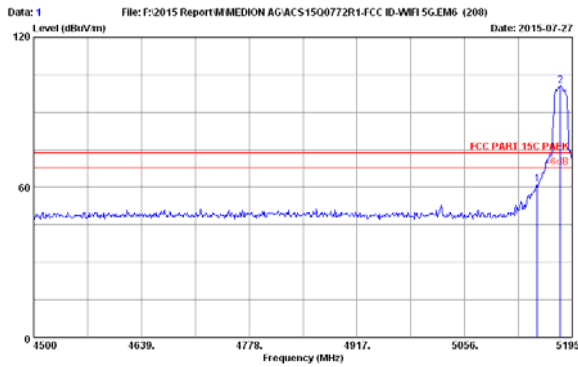
5.3. Test Produce

1. The EUT is placed on a turntable, which is 0.8m above the ground plane and worked at highest radiated power.
2. The turntable was rotated for 360 degrees to determine the position of maximum emission level.
3. EUT is set 3m away from the receiving antenna, which is varied from 1m to 4m to find out the highest emission.
4. Set the spectrum analyzer in the following setting in order to capture the lower and upper band-edges of the emission:
 - (a) PEAK: RBW=1MHz; VBW=3MHz; Sweep=AUTO
 - (b) AVERAGE: RBW=1MHz; VBW=10Hz; Sweep=AUTO
5. Per KDB789033 clause H 2)d).if the test distance is 3m,the EIRP(dBm)=E(dBuv/m)-95.2
Get the final compare with limit.

5.4. Test Results

Pass (The testing data was attached in the next pages.)

5180-5240MHz Band:

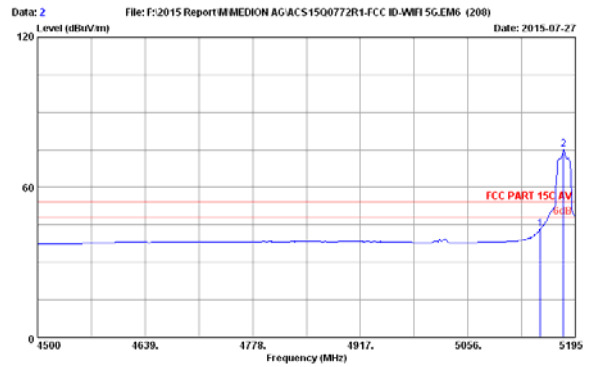


Data: 1 File: F:\2015 Report\MMEDION AG\ACS1500772R1-FCC ID-WIFI 5G.EM6 (208) Date: 2015-07-27

Site no. : 3m Chamber Data no. : 1
 Dim. / Ant. : 3m 2014 3115 9607-4877 Ant. pol. : HORIZONTAL
 Limit : FCC PART 15C PAK
 Env. / Inn. : 23°C/54%
 Engineer : Alice yang
 EUT : Tablet PC
 Power rating : DC SV From Adapter Input AC 120V/60Hz
 Test Mode : IEEE802.11a 5100MHz Tx Mode
 PT301

No.	Freq. (MHz)	Ant. Factor (dB/m)	Cable Loss (dB)	AMP factor (dB)	Reading (dBuV)	Emission Level (dBuV/m)	Limits (dBuV/m)	Margin (dB)	Remark
1	5150.000	33.68	9.62	35.38	53.12	61.04	74.00	12.96	Peak
2	5179.710	33.73	9.63	35.37	92.52	100.51	74.00	-26.51	Peak

Remarks: 1. Emission Level= Antenna Factor + Cable Loss + Reading - Amp Factor
 2. The emission levels that are 20dB below the official limit are not reported.

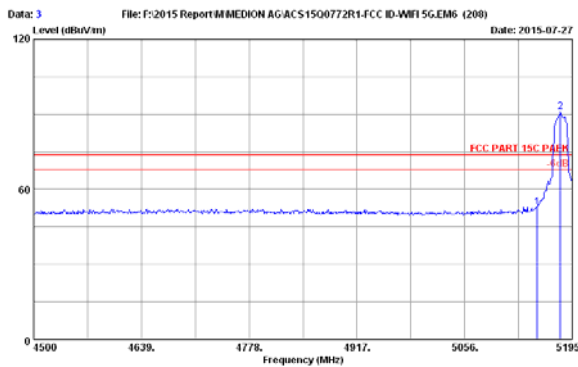


Data: 2 File: F:\2015 Report\MMEDION AG\ACS1500772R1-FCC ID-WIFI 5G.EM6 (208) Date: 2015-07-27

Site no. : 3m Chamber Data no. : 2
 Dim. / Ant. : 3m 2014 3115 9607-4877 Ant. pol. : HORIZONTAL
 Limit : FCC PART 15C AV
 Env. / Inn. : 23°C/54%
 Engineer : Alice yang
 EUT : Tablet PC
 Power rating : DC SV From Adapter Input AC 120V/60Hz
 Test Mode : IEEE802.11a 5100MHz Tx Mode
 PT301

No.	Freq. (MHz)	Ant. Factor (dB/m)	Cable Loss (dB)	AMP factor (dB)	Reading (dBuV)	Emission Level (dBuV/m)	Limits (dBuV/m)	Margin (dB)	Remark
1	5150.000	33.68	9.62	35.38	35.38	43.30	54.00	10.70	Average
2	5179.710	33.73	9.63	35.37	67.30	75.37	54.00	-21.37	Average

Remarks: 1. Emission Level= Antenna Factor + Cable Loss + Reading - Amp Factor
 2. The emission levels that are 20dB below the official limit are not reported.

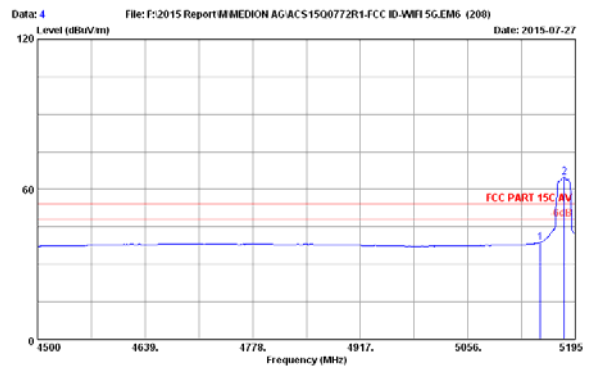


Data: 3 File: F:\2015 Report\MMEDION AG\ACS1500772R1-FCC ID-WIFI 5G.EM6 (208) Date: 2015-07-27

Site no. : 3m Chamber Data no. : 3
 Dim. / Ant. : 3m 2014 3115 9607-4877 Ant. pol. : VERTICAL
 Limit : FCC PART 15C PAK
 Env. / Inn. : 23°C/54%
 Engineer : Alice yang
 EUT : Tablet PC
 Power rating : DC SV From Adapter Input AC 120V/60Hz
 Test Mode : IEEE802.11a 5100MHz Tx Mode
 PT301

No.	Freq. (MHz)	Ant. Factor (dB/m)	Cable Loss (dB)	AMP factor (dB)	Reading (dBuV)	Emission Level (dBuV/m)	Limits (dBuV/m)	Margin (dB)	Remark
1	5150.000	33.68	9.62	35.38	44.88	52.80	74.00	21.20	Peak
2	5179.710	33.73	9.63	35.37	82.77	90.76	74.00	-16.76	Peak

Remarks: 1. Emission Level= Antenna Factor + Cable Loss + Reading - Amp Factor
 2. The emission levels that are 20dB below the official limit are not reported.

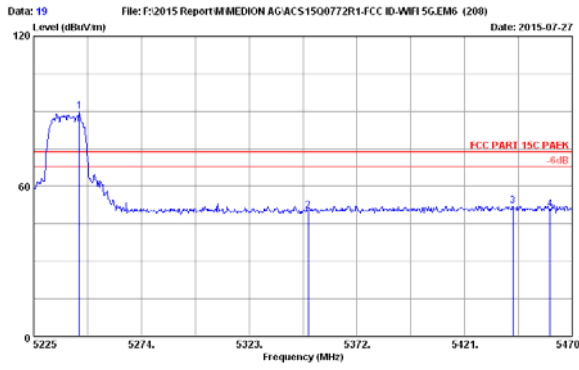


Data: 4 File: F:\2015 Report\MMEDION AG\ACS1500772R1-FCC ID-WIFI 5G.EM6 (208) Date: 2015-07-27

Site no. : 3m Chamber Data no. : 4
 Dim. / Ant. : 3m 2014 3115 9607-4877 Ant. pol. : VERTICAL
 Limit : FCC PART 15C AV
 Env. / Inn. : 23°C/54%
 Engineer : Alice yang
 EUT : Tablet PC
 Power rating : DC SV From Adapter Input AC 120V/60Hz
 Test Mode : IEEE802.11a 5100MHz Tx Mode
 PT301

No.	Freq. (MHz)	Ant. Factor (dB/m)	Cable Loss (dB)	AMP factor (dB)	Reading (dBuV)	Emission Level (dBuV/m)	Limits (dBuV/m)	Margin (dB)	Remark
1	5150.000	33.68	9.62	35.38	30.98	38.90	54.00	15.10	Average
2	5181.100	33.74	9.63	35.37	56.91	64.91	54.00	-10.91	Average

Remarks: 1. Emission Level= Antenna Factor + Cable Loss + Reading - Amp Factor
 2. The emission levels that are 20dB below the official limit are not reported.

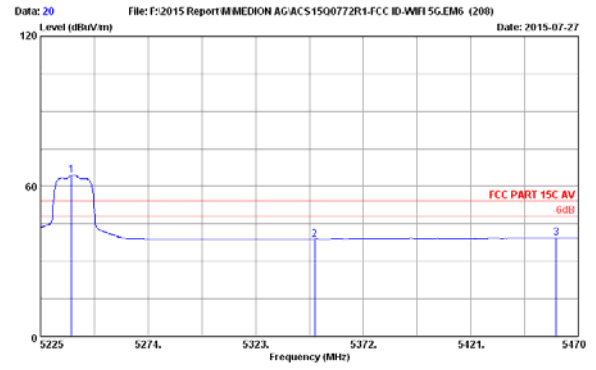


Date: 2015-07-27
 File: F:\2015 Report\MEDIAION AG\ACS1500772R1\FCC ID-WIFI5G.EM6 (208)

Site no. : 3m Chamber Data no. : 19
 Dis. / Ant. : 3m 2014 3115 9607-4877 Ant. pol. : VERTICAL
 Limit : FCC PART 15C PAKK
 Env. / Inn. : 23°C/54%
 Engineer : Alice yang
 EUT : Tablet PC
 Power rating : DC 5V From Adapter Input AC 120V/60Hz
 Test Mode : IEEE002.11a 5240MHz Tx Mode : PT301

No.	Freq. (MHz)	Ant. Factor (dB/m)	Cable Loss (dB)	AMP factor (dB)	Reading (dBuV)	Emission Level (dBuV/m)	Limits (dBuV/m)	Margin (dB)	Remark
1	5245.825	33.85	9.66	35.34	81.67	89.84	74.00	-15.84	Peak
2	5350.000	34.04	9.71	35.29	41.76	50.22	74.00	23.78	Peak
3	5443.050	34.20	9.75	35.25	43.57	52.27	74.00	21.73	Peak
4	5460.000	34.23	9.76	35.25	42.10	50.84	74.00	23.16	Peak

Remarks: 1. Emission Level= Antenna Factor + Cable Loss + Reading - Amp Factor
 2. The emission levels that are 20dB below the official limit are not reported.

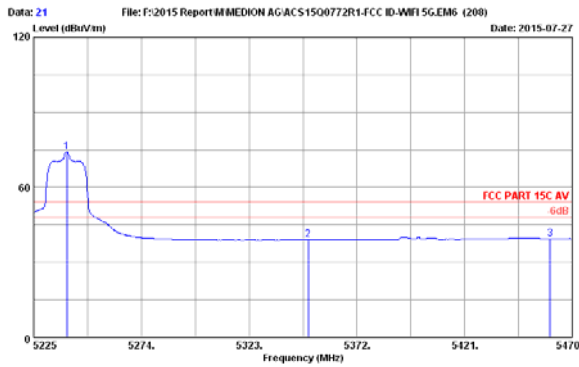


Date: 2015-07-27
 File: F:\2015 Report\MEDIAION AG\ACS1500772R1\FCC ID-WIFI5G.EM6 (208)

Site no. : 3m Chamber Data no. : 20
 Dis. / Ant. : 3m 2014 3115 9607-4877 Ant. pol. : VERTICAL
 Limit : FCC PART 15C AV
 Env. / Inn. : 23°C/54%
 Engineer : Alice yang
 EUT : Tablet PC
 Power rating : DC 5V From Adapter Input AC 120V/60Hz
 Test Mode : IEEE002.11a 5240MHz Tx Mode : PT301

No.	Freq. (MHz)	Ant. Factor (dB/m)	Cable Loss (dB)	AMP factor (dB)	Reading (dBuV)	Emission Level (dBuV/m)	Limits (dBuV/m)	Margin (dB)	Remark
1	5239.210	33.84	9.66	35.34	56.37	64.53	54.00	-10.53	Average
2	5350.000	34.04	9.71	35.29	30.40	38.94	54.00	15.06	Average
3	5460.000	34.23	9.76	35.25	30.62	39.36	54.00	14.64	Average

Remarks: 1. Emission Level= Antenna Factor + Cable Loss + Reading - Amp Factor
 2. The emission levels that are 20dB below the official limit are not reported.

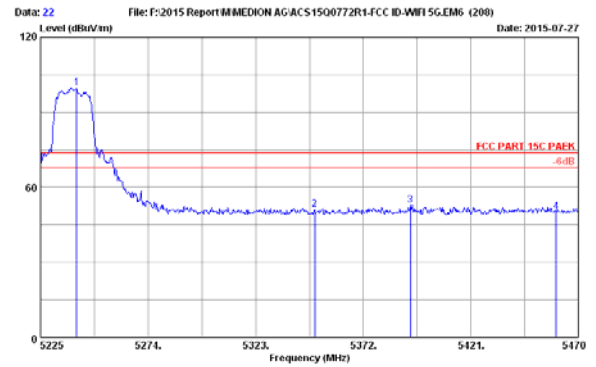


Date: 2015-07-27
 File: F:\2015 Report\MEDIAION AG\ACS1500772R1\FCC ID-WIFI5G.EM6 (208)

Site no. : 3m Chamber Data no. : 21
 Dis. / Ant. : 3m 2014 3115 9607-4877 Ant. pol. : HORIZONTAL
 Limit : FCC PART 15C AV
 Env. / Inn. : 23°C/54%
 Engineer : Alice yang
 EUT : Tablet PC
 Power rating : DC 5V From Adapter Input AC 120V/60Hz
 Test Mode : IEEE002.11a 5240MHz Tx Mode : PT301

No.	Freq. (MHz)	Ant. Factor (dB/m)	Cable Loss (dB)	AMP factor (dB)	Reading (dBuV)	Emission Level (dBuV/m)	Limits (dBuV/m)	Margin (dB)	Remark
1	5240.190	33.84	9.66	35.34	66.06	74.22	54.00	-20.22	Average
2	5350.000	34.04	9.71	35.29	30.64	39.10	54.00	14.90	Average
3	5460.000	34.23	9.76	35.25	30.74	39.48	54.00	14.52	Average

Remarks: 1. Emission Level= Antenna Factor + Cable Loss + Reading - Amp Factor
 2. The emission levels that are 20dB below the official limit are not reported.

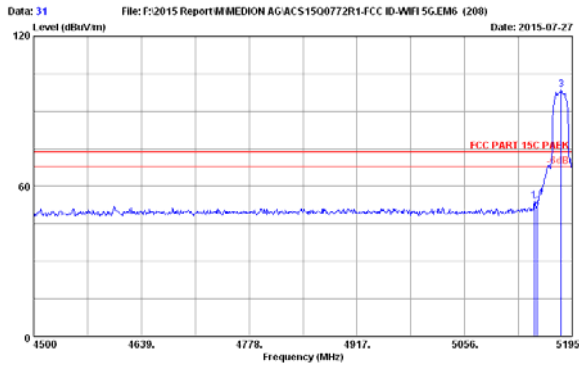


Date: 2015-07-27
 File: F:\2015 Report\MEDIAION AG\ACS1500772R1\FCC ID-WIFI5G.EM6 (208)

Site no. : 3m Chamber Data no. : 22
 Dis. / Ant. : 3m 2014 3115 9607-4877 Ant. pol. : HORIZONTAL
 Limit : FCC PART 15C PAKK
 Env. / Inn. : 23°C/54%
 Engineer : Alice yang
 EUT : Tablet PC
 Power rating : DC 5V From Adapter Input AC 120V/60Hz
 Test Mode : IEEE002.11a 5240MHz Tx Mode : PT301

No.	Freq. (MHz)	Ant. Factor (dB/m)	Cable Loss (dB)	AMP factor (dB)	Reading (dBuV)	Emission Level (dBuV/m)	Limits (dBuV/m)	Margin (dB)	Remark
1	5241.415	33.85	9.66	35.34	91.45	99.62	74.00	-25.62	Peak
2	5350.000	34.04	9.71	35.29	42.74	51.20	74.00	22.80	Peak
3	5393.560	34.12	9.73	35.27	44.18	52.76	74.00	21.24	Peak
4	5460.000	34.23	9.76	35.25	41.42	50.16	74.00	23.84	Peak

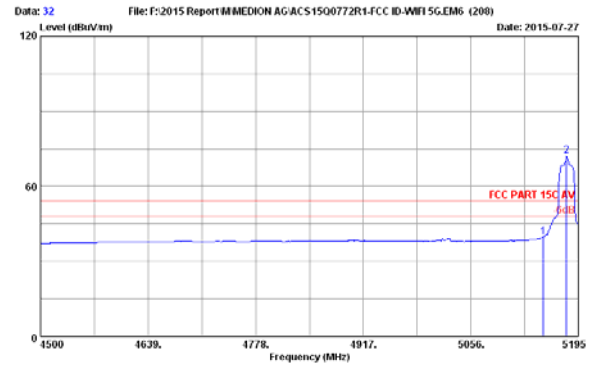
Remarks: 1. Emission Level= Antenna Factor + Cable Loss + Reading - Amp Factor
 2. The emission levels that are 20dB below the official limit are not reported.



Date: 2015-07-27
 File: F:\2015 Report\MEDIAION AG\ACS1500772R1-FCC ID-WIFI5G.EM6 (208)
 Site no. : 3m Chamber
 Dis. / Ant. : 3m 2014 3115 9607-4877 Ant. pol. : HORIZONTAL
 Limit : FCC PART 15C PAK
 Env. / Inn. : 23°C/54%
 Engineer : Alice yang
 EUT : Tablet PC
 Power rating : DC 5V From Adapter Input AC 120V/60Hz
 Test Mode : IEEEU02.11nHT20 5100MHz TX Mode
 : PT301

No.	Freq. (MHz)	Ant. Factor (dB/m)	Cable Loss (dB)	AMP factor (dB)	Reading (dBuV)	Emission Level (dBuV/m)	Limits (dBuV/m)	Margin (dB)	Remark
1	5146.350	33.67	9.62	35.38	46.36	54.27	74.00	19.73	Peak
2	5150.000	33.60	9.62	35.38	43.91	51.00	74.00	22.37	Peak
3	5181.100	33.74	9.63	35.37	90.63	96.63	74.00	-24.63	Peak

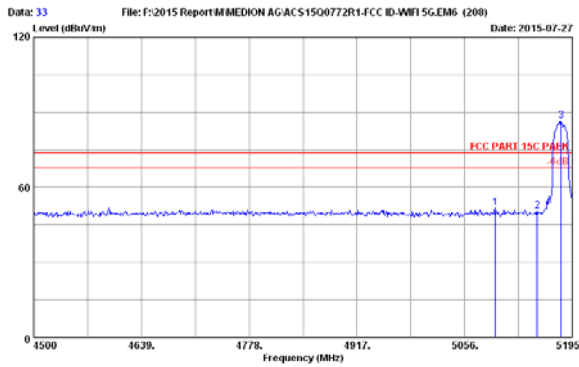
Remarks: 1. Emission Level= Antenna Factor + Cable Loss + Reading - Amp Factor
 2. The emission levels that are 20dB below the official limit are not reported.



Date: 2015-07-27
 File: F:\2015 Report\MEDIAION AG\ACS1500772R1-FCC ID-WIFI5G.EM6 (208)
 Site no. : 3m Chamber
 Dis. / Ant. : 3m 2014 3115 9607-4877 Ant. pol. : HORIZONTAL
 Limit : FCC PART 15C AV
 Env. / Inn. : 23°C/54%
 Engineer : Alice yang
 EUT : Tablet PC
 Power rating : DC 5V From Adapter Input AC 120V/60Hz
 Test Mode : IEEEU02.11nHT20 5100MHz TX Mode
 : PT301

No.	Freq. (MHz)	Ant. Factor (dB/m)	Cable Loss (dB)	AMP factor (dB)	Reading (dBuV)	Emission Level (dBuV/m)	Limits (dBuV/m)	Margin (dB)	Remark
1	5150.000	33.68	9.62	35.38	31.99	39.91	54.00	14.09	Average
2	5179.710	33.73	9.63	35.37	64.22	72.21	54.00	-18.21	Average

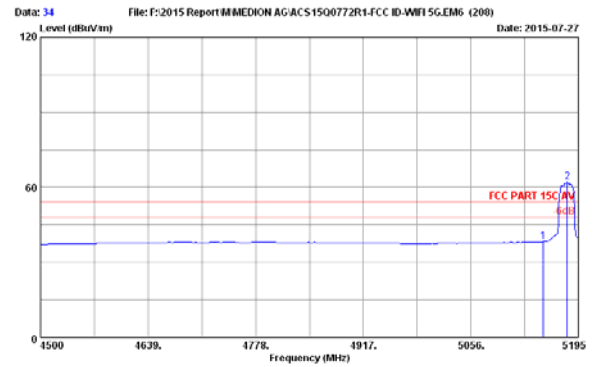
Remarks: 1. Emission Level= Antenna Factor + Cable Loss + Reading - Amp Factor
 2. The emission levels that are 20dB below the official limit are not reported.



Date: 2015-07-27
 File: F:\2015 Report\MEDIAION AG\ACS1500772R1-FCC ID-WIFI5G.EM6 (208)
 Site no. : 3m Chamber
 Dis. / Ant. : 3m 2014 3115 9607-4877 Ant. pol. : VERTICAL
 Limit : FCC PART 15C PAK
 Env. / Inn. : 23°C/54%
 Engineer : Alice yang
 EUT : Tablet PC
 Power rating : DC 5V From Adapter Input AC 120V/60Hz
 Test Mode : IEEEU02.11nHT20 5100MHz TX Mode
 : PT301

No.	Freq. (MHz)	Ant. Factor (dB/m)	Cable Loss (dB)	AMP factor (dB)	Reading (dBuV)	Emission Level (dBuV/m)	Limits (dBuV/m)	Margin (dB)	Remark
1	5095.615	33.58	9.59	35.40	44.19	51.96	74.00	22.04	Peak
2	5150.000	33.60	9.62	35.38	42.56	50.40	74.00	23.52	Peak
3	5181.100	33.74	9.63	35.37	78.68	86.68	74.00	-12.68	Peak

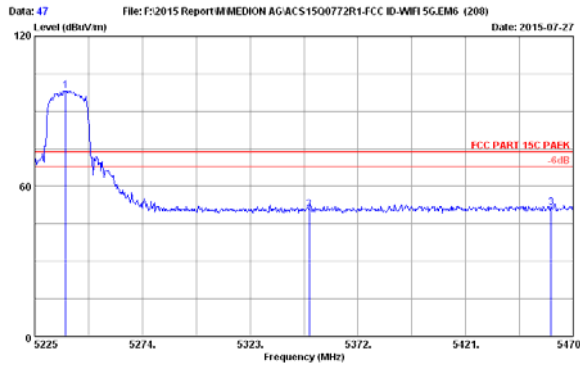
Remarks: 1. Emission Level= Antenna Factor + Cable Loss + Reading - Amp Factor
 2. The emission levels that are 20dB below the official limit are not reported.



Date: 2015-07-27
 File: F:\2015 Report\MEDIAION AG\ACS1500772R1-FCC ID-WIFI5G.EM6 (208)
 Site no. : 3m Chamber
 Dis. / Ant. : 3m 2014 3115 9607-4877 Ant. pol. : VERTICAL
 Limit : FCC PART 15C AV
 Env. / Inn. : 23°C/54%
 Engineer : Alice yang
 EUT : Tablet PC
 Power rating : DC 5V From Adapter Input AC 120V/60Hz
 Test Mode : IEEEU02.11nHT20 5100MHz TX Mode
 : PT301

No.	Freq. (MHz)	Ant. Factor (dB/m)	Cable Loss (dB)	AMP factor (dB)	Reading (dBuV)	Emission Level (dBuV/m)	Limits (dBuV/m)	Margin (dB)	Remark
1	5150.000	33.68	9.62	35.38	30.37	38.29	54.00	15.71	Peak
2	5181.100	33.74	9.63	35.37	54.06	62.06	54.00	-8.06	Peak

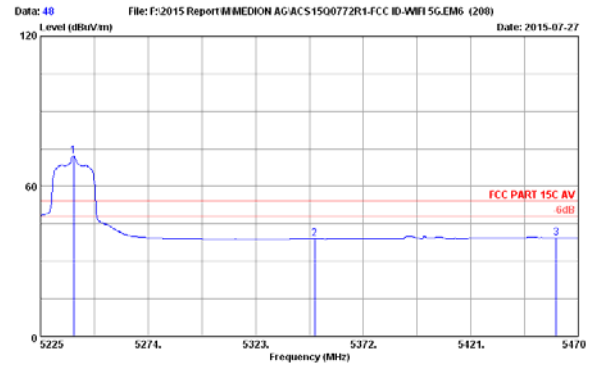
Remarks: 1. Emission Level= Antenna Factor + Cable Loss + Reading - Amp Factor
 2. The emission levels that are 20dB below the official limit are not reported.



Date: 2015-07-27
 File: F:\2015 Report\MEDIUM AG\ACS1500772R1-FCC ID-WIFI 5G.EM6 (208)
 Site no. : 3m Chamber Data no. : 47
 Dis. / Ant. : 3m 2014 3115 9607-4877 Ant. pol. : HORIZONTAL
 Limit : FCC PART 15C PAEK
 Env. / Ins. : 23°C/54%
 Engineer : Alice yang
 EUT : Tablet PC
 Power rating : DC 5V From Adapter Input AC 120V/60Hz
 Test Mode : IEEEO02.11nHT20 5240MHz TX Mode
 : PT301
 :

No.	Freq. (MHz)	Ant. Factor (dB/m)	Cable Loss (dB)	AMP factor (dB)	Reading (dBuV)	Emission Level (dBuV/m)	Limits (dBuV/m)	Margin (dB)	Remark
1	5239.210	33.84	9.66	35.34	90.00	98.16	74.00	-24.16	Peak
2	5350.000	34.04	9.71	35.29	42.20	50.66	74.00	23.34	Peak
3	5460.000	34.23	9.76	35.25	42.82	51.56	74.00	22.44	Peak

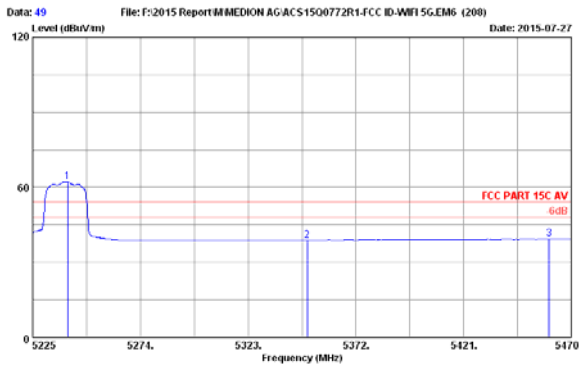
Remarks: 1. Emission Level= Antenna Factor + Cable Loss + Reading - Amp Factor
 2. The emission levels that are 20dB below the official limit are not reported.



Date: 2015-07-27
 File: F:\2015 Report\MEDIUM AG\ACS1500772R1-FCC ID-WIFI 5G.EM6 (208)
 Site no. : 3m Chamber Data no. : 48
 Dis. / Ant. : 3m 2014 3115 9607-4877 Ant. pol. : HORIZONTAL
 Limit : FCC PART 15C AV
 Env. / Ins. : 23°C/54%
 Engineer : Alice yang
 EUT : Tablet PC
 Power rating : DC 5V From Adapter Input AC 120V/60Hz
 Test Mode : IEEEO02.11nHT20 5240MHz TX Mode
 : PT301
 :

No.	Freq. (MHz)	Ant. Factor (dB/m)	Cable Loss (dB)	AMP factor (dB)	Reading (dBuV)	Emission Level (dBuV/m)	Limits (dBuV/m)	Margin (dB)	Remark
1	5240.190	33.84	9.66	35.34	64.16	72.32	54.00	-18.32	Average
2	5350.000	34.04	9.71	35.29	30.55	39.01	54.00	14.99	Average
3	5460.000	34.23	9.76	35.25	30.72	39.46	54.00	14.54	Average

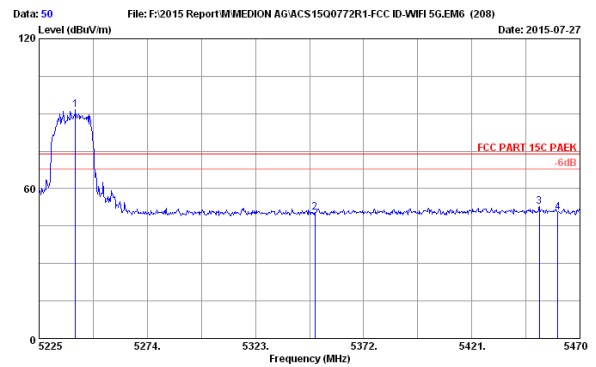
Remarks: 1. Emission Level= Antenna Factor + Cable Loss + Reading - Amp Factor
 2. The emission levels that are 20dB below the official limit are not reported.



Date: 2015-07-27
 File: F:\2015 Report\MEDIUM AG\ACS1500772R1-FCC ID-WIFI 5G.EM6 (208)
 Site no. : 3m Chamber Data no. : 49
 Dis. / Ant. : 3m 2014 3115 9607-4877 Ant. pol. : VERTICAL
 Limit : FCC PART 15C AV
 Env. / Ins. : 23°C/54%
 Engineer : Alice yang
 EUT : Tablet PC
 Power rating : DC 5V From Adapter Input AC 120V/60Hz
 Test Mode : IEEEO02.11nHT20 5240MHz TX Mode
 : PT301
 :

No.	Freq. (MHz)	Ant. Factor (dB/m)	Cable Loss (dB)	AMP factor (dB)	Reading (dBuV)	Emission Level (dBuV/m)	Limits (dBuV/m)	Margin (dB)	Remark
1	5240.925	33.84	9.66	35.34	54.03	62.19	54.00	-8.19	Average
2	5350.000	34.04	9.71	35.29	30.42	38.00	54.00	15.12	Average
3	5460.000	34.23	9.76	35.25	30.60	39.34	54.00	14.66	Average

Remarks: 1. Emission Level= Antenna Factor + Cable Loss + Reading - Amp Factor
 2. The emission levels that are 20dB below the official limit are not reported.

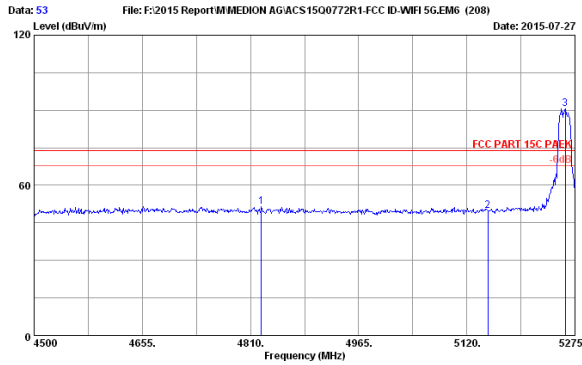


Date: 2015-07-27
 File: F:\2015 Report\MEDIUM AG\ACS1500772R1-FCC ID-WIFI 5G.EM6 (208)
 Site no. : 3m Chamber Data no. : 50
 Dis. / Ant. : 3m 2014 3115 9607-4877 Ant. pol. : HORIZONTAL
 Limit : FCC PART 15C PAEK
 Env. / Ins. : 23°C/54%
 Engineer : Alice yang
 EUT : Tablet PC
 Power rating : DC 5V From Adapter Input AC 120V/60Hz
 Test Mode : IEEEO02.11nHT20 5240MHz TX Mode
 : PT301
 :

No.	Freq. (MHz)	Ant. Factor (dB/m)	Cable Loss (dB)	AMP factor (dB)	Reading (dBuV)	Emission Level (dBuV/m)	Limits (dBuV/m)	Margin (dB)	Remark
1	5241.415	33.85	9.66	35.34	83.27	91.44	74.00	-17.44	Peak
2	5350.000	34.04	9.71	35.29	42.13	50.59	74.00	23.41	Peak
3	5451.625	34.22	9.76	35.25	44.10	52.83	74.00	21.17	Peak
4	5460.000	34.23	9.76	35.25	41.76	50.50	74.00	23.50	Peak

Remarks: 1. Emission Level= Antenna Factor + Cable Loss + Reading - Amp Factor
 2. The emission levels that are 20dB below the official limit are not reported.

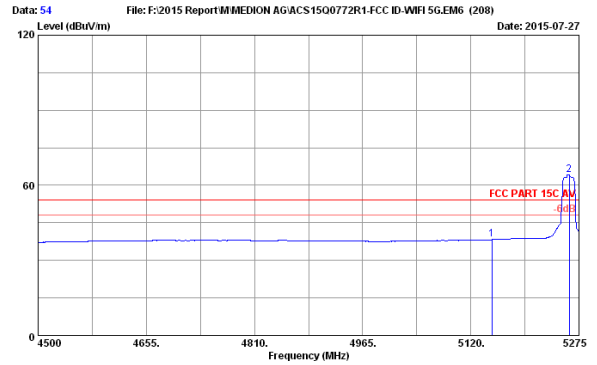
5260-5320MHz Band:



Site no. : 3m Chamber Data no. : 53
 Dis. / Ant. : 3m 2014 3115 9607-4877 Ant. pol. : VERTICAL
 Limit : FCC PART 15C PAEK
 Env. / Ins. : 23°C/54%
 Engineer : Alice_yang
 EUT : Tablet PC
 Power rating : DC 5V From Adapter Input AC 120V/60Hz
 Test Mode : IEEE802.11a 5260MHz TX Mode
 : PT301
 :

No.	Freq. (MHz)	Ant. Factor (dB/m)	Cable Loss (dB)	AMP factor (dB)	Reading (dBuV)	Emission Level (dBuV/m)	Limits (dBuV/m)	Margin (dB)	Remark
1	4825.500	33.06	9.46	35.53	44.37	51.36	74.00	22.64	Peak
2	5190.000	33.68	9.62	35.38	42.04	49.96	74.00	24.04	Peak
3	5261.050	33.88	9.67	35.34	82.52	90.73	74.00	-16.73	Peak

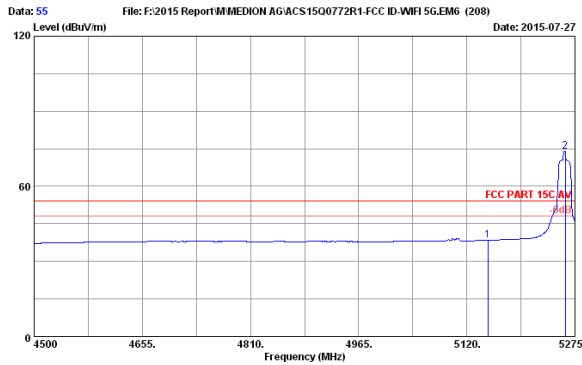
Remarks: 1. Emission Level= Antenna Factor + Cable Loss + Reading - Amp Factor
 2. The emission levels that are 20dB below the official limit are not reported.



Site no. : 3m Chamber Data no. : 54
 Dis. / Ant. : 3m 2014 3115 9607-4877 Ant. pol. : VERTICAL
 Limit : FCC PART 15C AV
 Env. / Ins. : 23°C/54%
 Engineer : Alice_yang
 EUT : Tablet PC
 Power rating : DC 5V From Adapter Input AC 120V/60Hz
 Test Mode : IEEE802.11a 5260MHz TX Mode
 : PT301
 :

No.	Freq. (MHz)	Ant. Factor (dB/m)	Cable Loss (dB)	AMP factor (dB)	Reading (dBuV)	Emission Level (dBuV/m)	Limits (dBuV/m)	Margin (dB)	Remark
1	5150.000	33.68	9.62	35.38	30.36	38.28	54.00	15.72	Average
2	5261.050	33.88	9.67	35.34	56.02	64.23	54.00	-10.23	Average

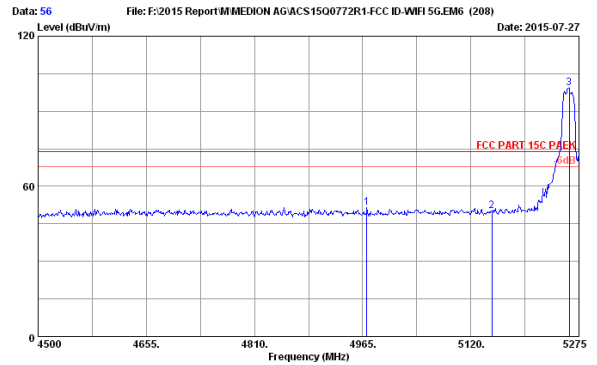
Remarks: 1. Emission Level= Antenna Factor + Cable Loss + Reading - Amp Factor
 2. The emission levels that are 20dB below the official limit are not reported.



Site no. : 3m Chamber Data no. : 55
 Dis. / Ant. : 3m 2014 3115 9607-4877 Ant. pol. : HORIZONTAL
 Limit : FCC PART 15C AV
 Env. / Ins. : 23°C/54%
 Engineer : Alice_yang
 EUT : Tablet PC
 Power rating : DC 5V From Adapter Input AC 120V/60Hz
 Test Mode : IEEE802.11a 5260MHz TX Mode
 : PT301
 :

No.	Freq. (MHz)	Ant. Factor (dB/m)	Cable Loss (dB)	AMP factor (dB)	Reading (dBuV)	Emission Level (dBuV/m)	Limits (dBuV/m)	Margin (dB)	Remark
1	5190.000	33.68	9.62	35.38	30.52	38.44	54.00	15.56	Average
2	5261.050	33.88	9.67	35.34	65.81	74.02	54.00	-20.02	Average

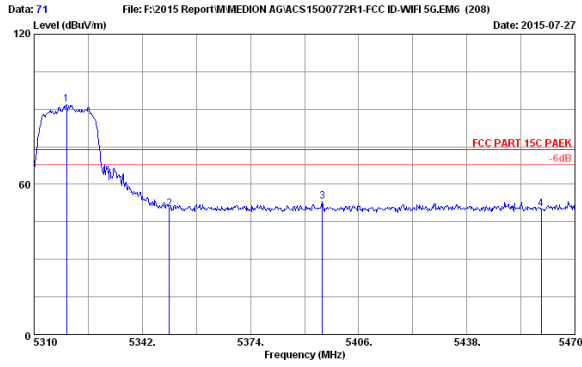
Remarks: 1. Emission Level= Antenna Factor + Cable Loss + Reading - Amp Factor
 2. The emission levels that are 20dB below the official limit are not reported.



Site no. : 3m Chamber Data no. : 56
 Dis. / Ant. : 3m 2014 3115 9607-4877 Ant. pol. : HORIZONTAL
 Limit : FCC PART 15C PAEK
 Env. / Ins. : 23°C/54%
 Engineer : Alice_yang
 EUT : Tablet PC
 Power rating : DC 5V From Adapter Input AC 120V/60Hz
 Test Mode : IEEE802.11a 5260MHz TX Mode
 : PT301
 :

No.	Freq. (MHz)	Ant. Factor (dB/m)	Cable Loss (dB)	AMP factor (dB)	Reading (dBuV)	Emission Level (dBuV/m)	Limits (dBuV/m)	Margin (dB)	Remark
1	4971.200	33.35	9.53	35.46	43.97	51.39	74.00	22.61	Peak
2	5190.000	33.68	9.62	35.38	42.11	50.03	74.00	23.97	Peak
3	5261.050	33.88	9.67	35.34	91.20	99.41	74.00	-25.41	Peak

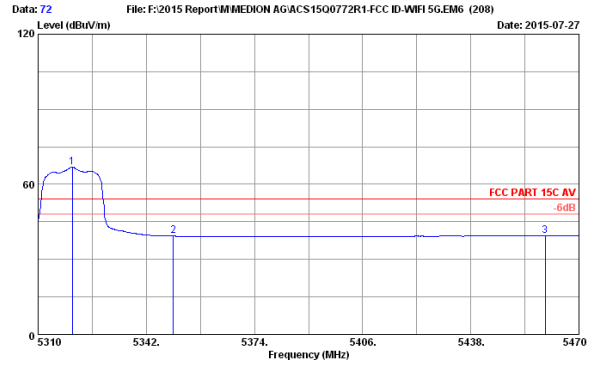
Remarks: 1. Emission Level= Antenna Factor + Cable Loss + Reading - Amp Factor
 2. The emission levels that are 20dB below the official limit are not reported.



Site no. : 3m Chamber Data no. : 71
 Dis. / Ant. : 3m 2014 3115 9607-4877 Ant. pol. : VERTICAL
 Limit : FCC PART 15C PAEK
 Env. / Ins. : 23°C/54%
 Engineer : Alice_yang
 EUT : Tablet PC
 Power rating : DC 5V From Adapter Input AC 120V/60Hz
 Test Mode : IEEE802.11a 5320MHz Tx Mode : PT301

No.	Freq. (MHz)	Ant. Factor (dB/m)	Cable Loss (dB)	AMP factor (dB)	Reading (dBuV)	Emission Level (dBuV/m)	Limits (dBuV/m)	Margin (dB)	Remark
1	5319.600	33.99	9.69	35.30	83.43	91.81	74.00	-17.81	Peak
2	5350.000	34.04	9.71	35.29	41.68	50.14	74.00	23.86	Peak
3	5395.280	34.12	9.74	35.27	44.59	53.18	74.00	20.82	Peak
4	5460.000	34.23	9.76	35.25	41.29	50.03	74.00	23.97	Peak

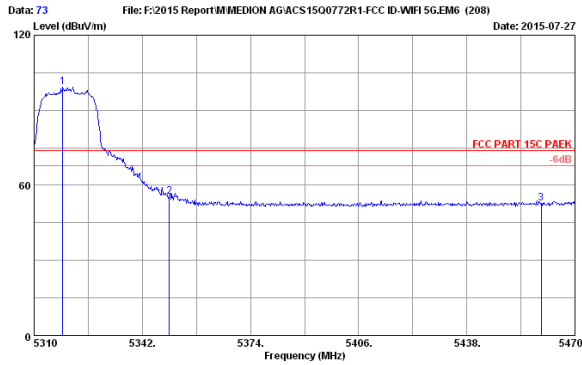
Remarks: 1. Emission Level= Antenna Factor + Cable Loss + Reading - Amp Factor
 2. The emission levels that are 20dB below the official limit are not reported.



Site no. : 3m Chamber Data no. : 72
 Dis. / Ant. : 3m 2014 3115 9607-4877 Ant. pol. : VERTICAL
 Limit : FCC PART 15C AV
 Env. / Ins. : 23°C/54%
 Engineer : Alice_yang
 EUT : Tablet PC
 Power rating : DC 5V From Adapter Input AC 120V/60Hz
 Test Mode : IEEE802.11a 5320MHz Tx Mode : PT301

No.	Freq. (MHz)	Ant. Factor (dB/m)	Cable Loss (dB)	AMP factor (dB)	Reading (dBuV)	Emission Level (dBuV/m)	Limits (dBuV/m)	Margin (dB)	Remark
1	5320.080	33.99	9.69	35.30	58.46	66.84	54.00	-12.84	Average
2	5350.000	34.04	9.71	35.29	30.85	39.31	54.00	14.69	Average
3	5460.000	34.23	9.76	35.25	30.66	39.40	54.00	14.60	Average

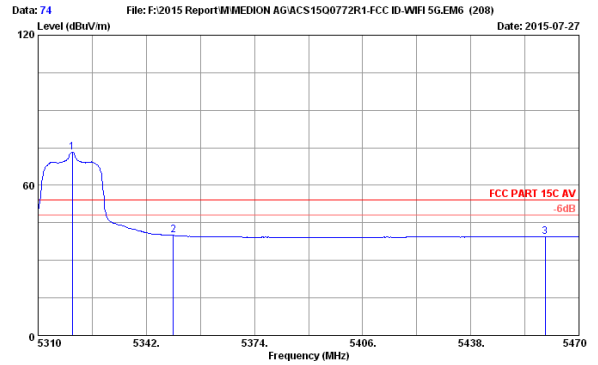
Remarks: 1. Emission Level= Antenna Factor + Cable Loss + Reading - Amp Factor
 2. The emission levels that are 20dB below the official limit are not reported.



Site no. : 3m Chamber Data no. : 73
 Dis. / Ant. : 3m 2014 3115 9607-4877 Ant. pol. : HORIZONTAL
 Limit : FCC PART 15C PAEK
 Env. / Ins. : 23°C/54%
 Engineer : Alice_yang
 EUT : Tablet PC
 Power rating : DC 5V From Adapter Input AC 120V/60Hz
 Test Mode : IEEE802.11a 5320MHz Tx Mode : PT301

No.	Freq. (MHz)	Ant. Factor (dB/m)	Cable Loss (dB)	AMP factor (dB)	Reading (dBuV)	Emission Level (dBuV/m)	Limits (dBuV/m)	Margin (dB)	Remark
1	5318.480	33.98	9.69	35.30	90.94	99.31	74.00	-25.31	Peak
2	5350.000	34.04	9.71	35.29	47.18	55.64	74.00	18.36	Peak
3	5460.000	34.23	9.76	35.25	44.23	52.97	74.00	21.03	Peak

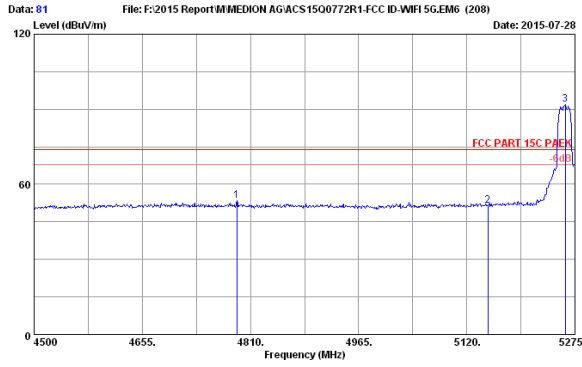
Remarks: 1. Emission Level= Antenna Factor + Cable Loss + Reading - Amp Factor
 2. The emission levels that are 20dB below the official limit are not reported.



Site no. : 3m Chamber Data no. : 74
 Dis. / Ant. : 3m 2014 3115 9607-4877 Ant. pol. : HORIZONTAL
 Limit : FCC PART 15C AV
 Env. / Ins. : 23°C/54%
 Engineer : Alice_yang
 EUT : Tablet PC
 Power rating : DC 5V From Adapter Input AC 120V/60Hz
 Test Mode : IEEE802.11a 5320MHz Tx Mode : PT301

No.	Freq. (MHz)	Ant. Factor (dB/m)	Cable Loss (dB)	AMP factor (dB)	Reading (dBuV)	Emission Level (dBuV/m)	Limits (dBuV/m)	Margin (dB)	Remark
1	5320.080	33.99	9.69	35.30	64.75	73.13	54.00	-19.13	Average
2	5350.000	34.04	9.71	35.29	31.52	39.98	54.00	14.02	Average
3	5460.000	34.23	9.76	35.25	30.67	39.41	54.00	14.59	Average

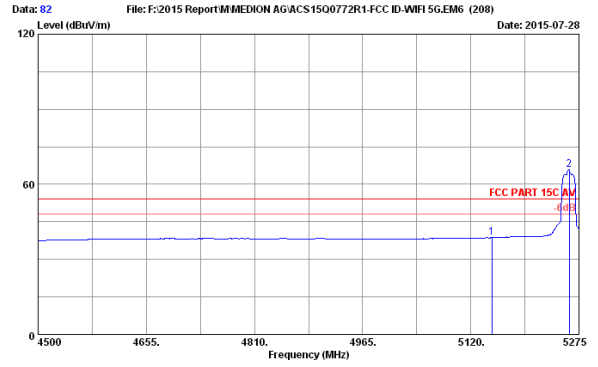
Remarks: 1. Emission Level= Antenna Factor + Cable Loss + Reading - Amp Factor
 2. The emission levels that are 20dB below the official limit are not reported.



Site no. : 3m Chamber Data no. : 81
 Dis. / Ant. : 3m 2014 3115 9607-4877 Ant. pol. : VERTICAL
 Limit : FCC PART 15C PAER
 Env. / Ins. : 23°C/54%
 Engineer : Alice_yang
 EUT : Tablet PC
 Power rating : DC 5V From Adapter Input AC 120V/60Hz
 Test Mode : IEEE802.11nHT20 5260MHz Tx Mode
 : PT301
 :

No.	Freq. (MHz)	Ant. Factor (dB/m)	Cable Loss (dB)	AMP factor (dB)	Reading (dBuV)	Emission Level (dBuV/m)	Limits (dBuV/m)	Margin (dB)	Remark
1	4790.625	32.99	9.45	35.54	46.48	53.36	74.00	20.62	Peak
2	5150.000	33.68	9.62	35.38	43.47	51.39	74.00	22.61	Peak
3	5261.050	33.88	9.67	35.34	83.55	91.76	74.00	-17.76	Peak

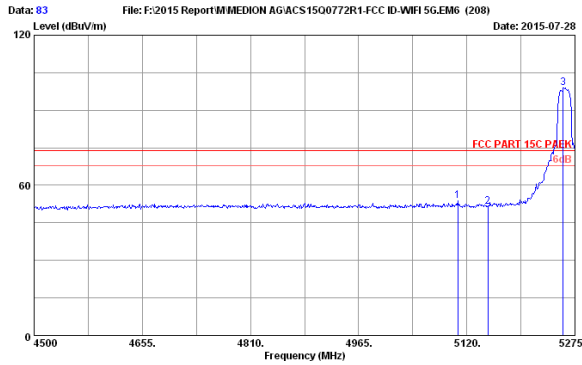
Remarks: 1. Emission Level= Antenna Factor + Cable Loss + Reading - Amp Factor
 2. The emission levels that are 20dB below the official limit are not reported.



Site no. : 3m Chamber Data no. : 82
 Dis. / Ant. : 3m 2014 3115 9607-4877 Ant. pol. : VERTICAL
 Limit : FCC PART 15C AV
 Env. / Ins. : 23°C/54%
 Engineer : Alice_yang
 EUT : Tablet PC
 Power rating : DC 5V From Adapter Input AC 120V/60Hz
 Test Mode : IEEE802.11nHT20 5260MHz Tx Mode
 : PT301
 :

No.	Freq. (MHz)	Ant. Factor (dB/m)	Cable Loss (dB)	AMP factor (dB)	Reading (dBuV)	Emission Level (dBuV/m)	Limits (dBuV/m)	Margin (dB)	Remark
1	5150.000	33.68	9.62	35.38	30.73	38.65	54.00	15.35	Average
2	5261.050	33.88	9.67	35.34	57.50	65.71	54.00	-11.71	Average

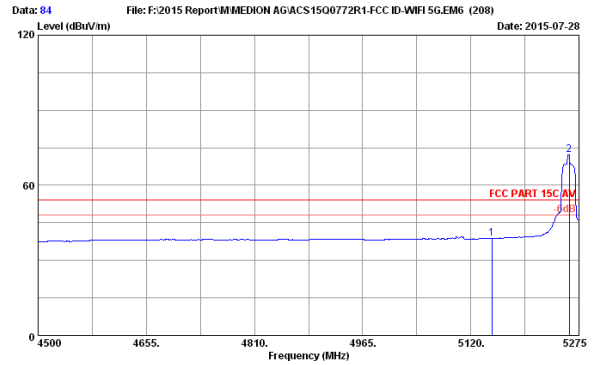
Remarks: 1. Emission Level= Antenna Factor + Cable Loss + Reading - Amp Factor
 2. The emission levels that are 20dB below the official limit are not reported.



Site no. : 3m Chamber Data no. : 83
 Dis. / Ant. : 3m 2014 3115 9607-4877 Ant. pol. : HORIZONTAL
 Limit : FCC PART 15C PAER
 Env. / Ins. : 23°C/54%
 Engineer : Alice_yang
 EUT : Tablet PC
 Power rating : DC 5V From Adapter Input AC 120V/60Hz
 Test Mode : IEEE802.11nHT20 5260MHz Tx Mode
 : PT301
 :

No.	Freq. (MHz)	Ant. Factor (dB/m)	Cable Loss (dB)	AMP factor (dB)	Reading (dBuV)	Emission Level (dBuV/m)	Limits (dBuV/m)	Margin (dB)	Remark
1	5106.825	33.60	9.60	35.40	46.13	53.93	74.00	20.07	Peak
2	5150.000	33.68	9.62	35.38	43.61	51.53	74.00	22.47	Peak
3	5257.950	33.88	9.67	35.34	90.65	98.86	74.00	-24.86	Peak

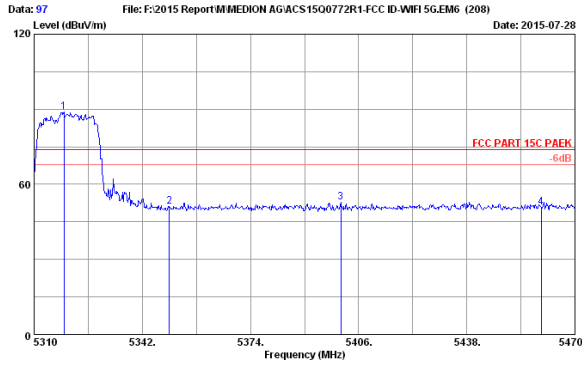
Remarks: 1. Emission Level= Antenna Factor + Cable Loss + Reading - Amp Factor
 2. The emission levels that are 20dB below the official limit are not reported.



Site no. : 3m Chamber Data no. : 84
 Dis. / Ant. : 3m 2014 3115 9607-4877 Ant. pol. : HORIZONTAL
 Limit : FCC PART 15C AV
 Env. / Ins. : 23°C/54%
 Engineer : Alice_yang
 EUT : Tablet PC
 Power rating : DC 5V From Adapter Input AC 120V/60Hz
 Test Mode : IEEE802.11nHT20 5260MHz Tx Mode
 : PT301
 :

No.	Freq. (MHz)	Ant. Factor (dB/m)	Cable Loss (dB)	AMP factor (dB)	Reading (dBuV)	Emission Level (dBuV/m)	Limits (dBuV/m)	Margin (dB)	Remark
1	5150.000	33.68	9.62	35.38	30.88	38.80	54.00	15.20	Average
2	5261.050	33.88	9.67	35.34	64.08	72.29	54.00	-18.29	Average

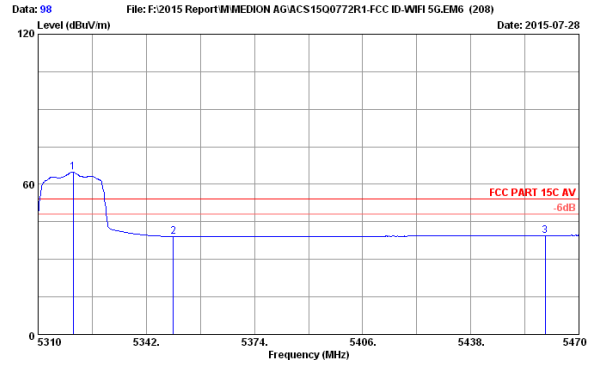
Remarks: 1. Emission Level= Antenna Factor + Cable Loss + Reading - Amp Factor
 2. The emission levels that are 20dB below the official limit are not reported.



Site no. : 3m Chamber Data no. : 97
 Dis. / Ant. : 3m 2014 3115 9607-4877 Ant. pol. : VERTICAL
 Limit : FCC PART 15C PAEK
 Env. / Ins. : 23°C/54%
 Engineer : Alice_yang
 EUT : Tablet PC
 Power rating : DC 5V From Adapter Input AC 120V/60Hz
 Test Mode : IEEE802.11nHT20 5320MHz TX Mode
 : PT301
 :

No.	Freq. (MHz)	Ant. Factor (dB/m)	Cable Loss (dB)	AMP factor (dB)	Reading (dBuV)	Emission Level (dBuV/m)	Limits (dBuV/m)	Margin (dB)	Remark
1	5318.800	33.98	9.69	35.30	80.42	88.79	74.00	-14.79	Peak
2	5350.000	34.04	9.71	35.29	42.78	51.24	74.00	22.76	Peak
3	5400.720	34.13	9.74	35.27	44.34	52.94	74.00	21.06	Peak
4	5460.000	34.23	9.76	35.25	42.18	50.92	74.00	23.08	Peak

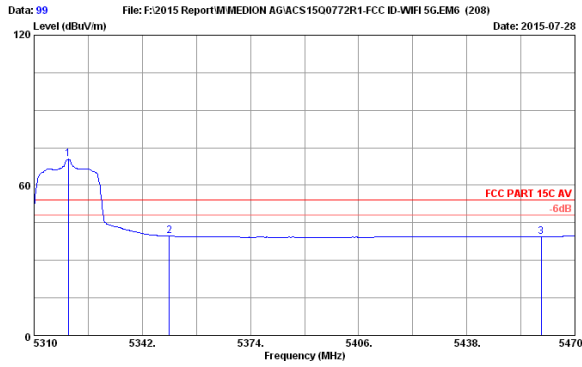
Remarks: 1. Emission Level= Antenna Factor + Cable Loss + Reading - Amp Factor
 2. The emission levels that are 20dB below the official limit are not reported.



Site no. : 3m Chamber Data no. : 98
 Dis. / Ant. : 3m 2014 3115 9607-4877 Ant. pol. : VERTICAL
 Limit : FCC PART 15C AV
 Env. / Ins. : 23°C/54%
 Engineer : Alice_yang
 EUT : Tablet PC
 Power rating : DC 5V From Adapter Input AC 120V/60Hz
 Test Mode : IEEE802.11nHT20 5320MHz TX Mode
 : PT301
 :

No.	Freq. (MHz)	Ant. Factor (dB/m)	Cable Loss (dB)	AMP factor (dB)	Reading (dBuV)	Emission Level (dBuV/m)	Limits (dBuV/m)	Margin (dB)	Remark
1	5320.400	33.99	9.69	35.30	56.61	64.99	54.00	-10.99	Average
2	5350.000	34.04	9.71	35.29	30.79	39.25	54.00	14.75	Average
3	5460.000	34.23	9.76	35.25	30.74	39.48	54.00	14.52	Average

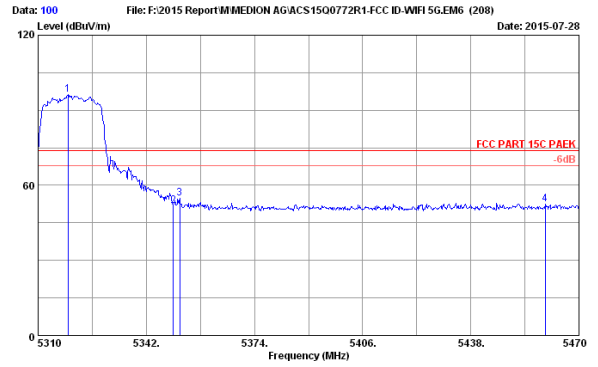
Remarks: 1. Emission Level= Antenna Factor + Cable Loss + Reading - Amp Factor
 2. The emission levels that are 20dB below the official limit are not reported.



Site no. : 3m Chamber Data no. : 99
 Dis. / Ant. : 3m 2014 3115 9607-4877 Ant. pol. : HORIZONTAL
 Limit : FCC PART 15C AV
 Env. / Ins. : 23°C/54%
 Engineer : Alice_yang
 EUT : Tablet PC
 Power rating : DC 5V From Adapter Input AC 120V/60Hz
 Test Mode : IEEE802.11nHT20 5320MHz TX Mode
 : PT301
 :

No.	Freq. (MHz)	Ant. Factor (dB/m)	Cable Loss (dB)	AMP factor (dB)	Reading (dBuV)	Emission Level (dBuV/m)	Limits (dBuV/m)	Margin (dB)	Remark
1	5320.080	33.99	9.69	35.30	62.00	70.38	54.00	-16.38	Average
2	5350.000	34.04	9.71	35.29	31.24	39.70	54.00	14.30	Average
3	5460.000	34.23	9.76	35.25	30.82	39.56	54.00	14.44	Average

Remarks: 1. Emission Level= Antenna Factor + Cable Loss + Reading - Amp Factor
 2. The emission levels that are 20dB below the official limit are not reported.

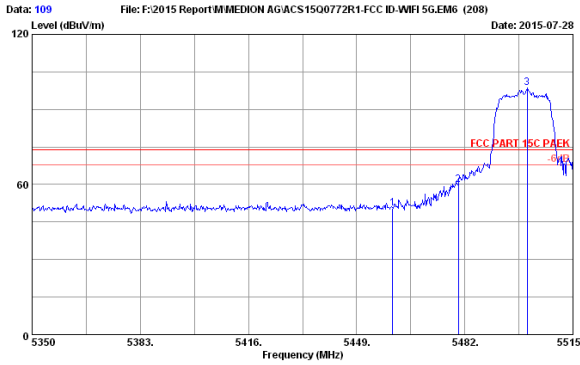


Site no. : 3m Chamber Data no. : 100
 Dis. / Ant. : 3m 2014 3115 9607-4877 Ant. pol. : HORIZONTAL
 Limit : FCC PART 15C PAEK
 Env. / Ins. : 23°C/54%
 Engineer : Alice_yang
 EUT : Tablet PC
 Power rating : DC 5V From Adapter Input AC 120V/60Hz
 Test Mode : IEEE802.11nHT20 5320MHz TX Mode
 : PT301
 :

No.	Freq. (MHz)	Ant. Factor (dB/m)	Cable Loss (dB)	AMP factor (dB)	Reading (dBuV)	Emission Level (dBuV/m)	Limits (dBuV/m)	Margin (dB)	Remark
1	5318.800	33.98	9.69	35.30	87.74	96.11	74.00	-22.11	Peak
2	5350.000	34.04	9.71	35.29	43.38	51.84	74.00	22.16	Peak
3	5351.920	34.04	9.71	35.29	46.33	54.79	74.00	19.21	Peak
4	5460.000	34.23	9.76	35.25	43.78	52.52	74.00	21.48	Peak

Remarks: 1. Emission Level= Antenna Factor + Cable Loss + Reading - Amp Factor
 2. The emission levels that are 20dB below the official limit are not reported.

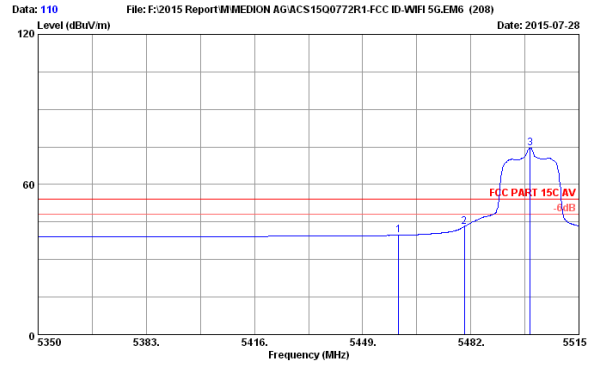
5500-5700MHz Band:



Site no. : 3m Chamber Data no. : 109
 Dis. / Ant. : 3m 2014 3115 9607-4877 Ant. pol. : HORIZONTAL
 Limit : FCC PART 15C PAK
 Env. / Ins. : 23°C/54%
 Engineer : Alice_yang
 EUT : Tablet PC
 Power rating : DC 5V From Adapter Input AC 120V/60Hz
 Test Mode : IEEEE02.11a 5500MHz Tx Mode
 : PT301
 :

No.	Freq. (MHz)	Ant. Factor (dB/m)	Cable Loss (dB)	AMP Loss factor (dB)	Reading (dBuV)	Emission Level (dBuV/m)	Limits (dBuV/m)	Margin (dB)	Remark
1	5460.000	34.23	9.76	35.25	41.83	50.57	74.00	23.43	Peak
2	5480.000	34.27	9.77	35.24	51.18	59.98	74.00	14.02	Peak
3	5500.975	34.30	9.78	35.22	89.59	98.45	74.00	-24.45	Peak

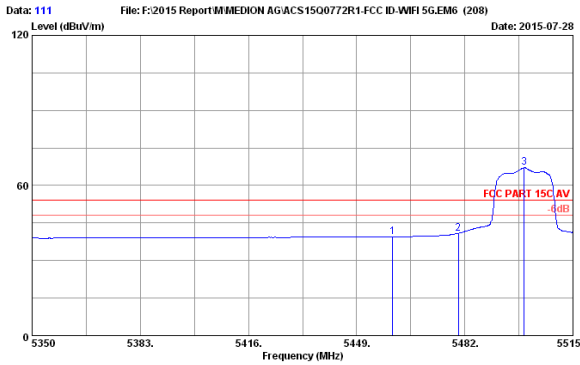
Remarks: 1. Emission Level= Antenna Factor + Cable Loss + Reading - Amp Factor
 2. The emission levels that are 20dB below the official limit are not reported.



Site no. : 3m Chamber Data no. : 110
 Dis. / Ant. : 3m 2014 3115 9607-4877 Ant. pol. : HORIZONTAL
 Limit : FCC PART 15C AV
 Env. / Ins. : 23°C/54%
 Engineer : Alice_yang
 EUT : Tablet PC
 Power rating : DC 5V From Adapter Input AC 120V/60Hz
 Test Mode : IEEEE02.11a 5500MHz Tx Mode
 : PT301
 :

No.	Freq. (MHz)	Ant. Factor (dB/m)	Cable Loss (dB)	AMP Loss factor (dB)	Reading (dBuV)	Emission Level (dBuV/m)	Limits (dBuV/m)	Margin (dB)	Remark
1	5460.000	34.23	9.76	35.25	30.96	39.70	54.00	14.30	Average
2	5480.000	34.27	9.77	35.24	34.41	43.21	54.00	10.79	Average
3	5500.150	34.30	9.78	35.22	65.75	74.61	54.00	-20.61	Average

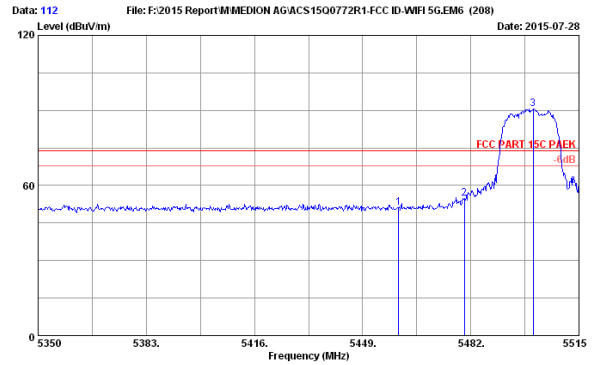
Remarks: 1. Emission Level= Antenna Factor + Cable Loss + Reading - Amp Factor
 2. The emission levels that are 20dB below the official limit are not reported.



Site no. : 3m Chamber Data no. : 111
 Dis. / Ant. : 3m 2014 3115 9607-4877 Ant. pol. : VERTICAL
 Limit : FCC PART 15C AV
 Env. / Ins. : 23°C/54%
 Engineer : Alice_yang
 EUT : Tablet PC
 Power rating : DC 5V From Adapter Input AC 120V/60Hz
 Test Mode : IEEEE02.11a 5500MHz Tx Mode
 : PT301
 :

No.	Freq. (MHz)	Ant. Factor (dB/m)	Cable Loss (dB)	AMP Loss factor (dB)	Reading (dBuV)	Emission Level (dBuV/m)	Limits (dBuV/m)	Margin (dB)	Remark
1	5460.000	34.23	9.76	35.25	30.75	39.49	54.00	14.51	Average
2	5480.000	34.27	9.77	35.24	32.12	40.92	54.00	13.08	Average
3	5500.150	34.30	9.78	35.22	58.27	67.13	54.00	-13.13	Average

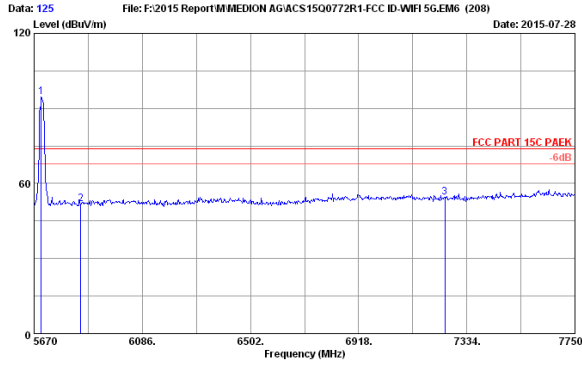
Remarks: 1. Emission Level= Antenna Factor + Cable Loss + Reading - Amp Factor
 2. The emission levels that are 20dB below the official limit are not reported.



Site no. : 3m Chamber Data no. : 112
 Dis. / Ant. : 3m 2014 3115 9607-4877 Ant. pol. : VERTICAL
 Limit : FCC PART 15C PAK
 Env. / Ins. : 23°C/54%
 Engineer : Alice_yang
 EUT : Tablet PC
 Power rating : DC 5V From Adapter Input AC 120V/60Hz
 Test Mode : IEEEE02.11a 5500MHz Tx Mode
 : PT301
 :

No.	Freq. (MHz)	Ant. Factor (dB/m)	Cable Loss (dB)	AMP Loss factor (dB)	Reading (dBuV)	Emission Level (dBuV/m)	Limits (dBuV/m)	Margin (dB)	Remark
1	5460.000	34.23	9.76	35.25	42.32	51.06	74.00	22.94	Peak
2	5480.000	34.27	9.77	35.24	45.94	54.74	74.00	19.26	Peak
3	5500.975	34.30	9.78	35.22	81.88	90.74	74.00	-16.74	Peak

Remarks: 1. Emission Level= Antenna Factor + Cable Loss + Reading - Amp Factor
 2. The emission levels that are 20dB below the official limit are not reported.

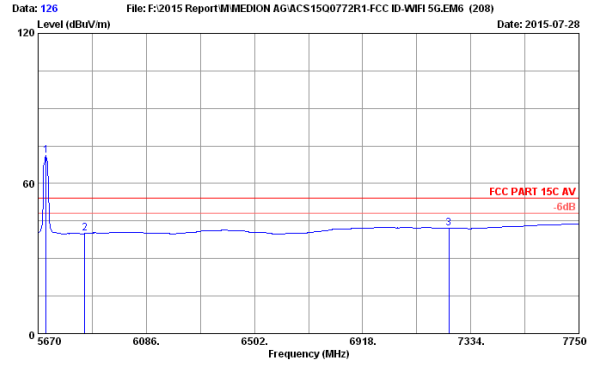


Data: 125 File: F:\2015 Report\MMEDION AG\ACS1500772R1-FCC ID-WIFI5G.EM6 (208) Date: 2015-07-28

Site no. : 3m Chamber Data no. : 125
 Dis. / Ant. : 3m 2014 3115 9607-4877 Ant. pol. : HORIZONTAL
 Limit : FCC PART 15C PAEK
 Env. / Ins. : 23°C/54%
 Engineer : Alice yang
 EUT : Tablet PC
 Power rating : DC 5V From Adapter Input AC 120V/60Hz
 Test Mode : IEEE802.11a 5700MHz Tx Mode : PT301

No.	Freq. (MHz)	Ant. Factor (dB/m)	Cable Loss (dB)	AMP factor (dB)	Reading (dBuV)	Emission Level (dBuV/m)	Limits (dBuV/m)	Margin (dB)	Remark
1	5697.040	34.38	9.87	35.14	85.52	94.63	74.00	-20.63	Peak
2	5850.000	34.44	9.95	35.07	42.36	51.68	74.00	22.32	Peak
3	7250.000	35.91	10.74	35.50	43.36	54.51	74.00	19.49	Peak

Remarks: 1. Emission Level= Antenna Factor + Cable Loss + Reading - Amp Factor
 2. The emission levels that are 20dB below the official limit are not reported.

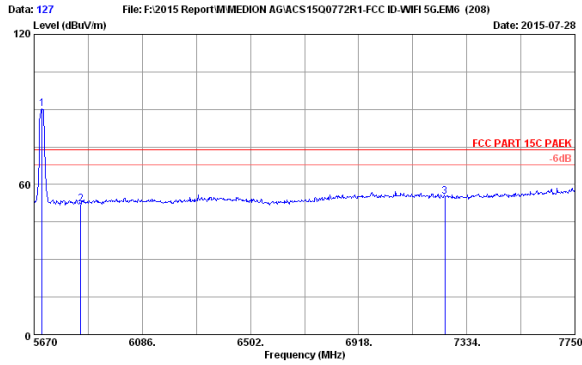


Data: 126 File: F:\2015 Report\MMEDION AG\ACS1500772R1-FCC ID-WIFI5G.EM6 (208) Date: 2015-07-28

Site no. : 3m Chamber Data no. : 126
 Dis. / Ant. : 3m 2014 3115 9607-4877 Ant. pol. : HORIZONTAL
 Limit : FCC PART 15C AV
 Env. / Ins. : 23°C/54%
 Engineer : Alice yang
 EUT : Tablet PC
 Power rating : DC 5V From Adapter Input AC 120V/60Hz
 Test Mode : IEEE802.11a 5700MHz Tx Mode : PT301

No.	Freq. (MHz)	Ant. Factor (dB/m)	Cable Loss (dB)	AMP factor (dB)	Reading (dBuV)	Emission Level (dBuV/m)	Limits (dBuV/m)	Margin (dB)	Remark
1	5701.200	34.38	9.88	35.14	62.08	71.20	54.00	-17.20	Average
2	5850.000	34.44	9.95	35.07	30.72	40.04	54.00	13.96	Average
3	7250.000	35.91	10.74	35.50	31.02	42.17	54.00	11.83	Average

Remarks: 1. Emission Level= Antenna Factor + Cable Loss + Reading - Amp Factor
 2. The emission levels that are 20dB below the official limit are not reported.

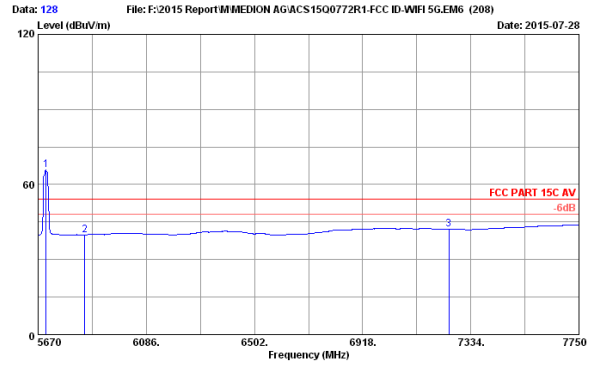


Data: 127 File: F:\2015 Report\MMEDION AG\ACS1500772R1-FCC ID-WIFI5G.EM6 (208) Date: 2015-07-28

Site no. : 3m Chamber Data no. : 127
 Dis. / Ant. : 3m 2014 3115 9607-4877 Ant. pol. : VERTICAL
 Limit : FCC PART 15C PAEK
 Env. / Ins. : 23°C/54%
 Engineer : Alice yang
 EUT : Tablet PC
 Power rating : DC 5V From Adapter Input AC 120V/60Hz
 Test Mode : IEEE802.11a 5700MHz Tx Mode : PT301

No.	Freq. (MHz)	Ant. Factor (dB/m)	Cable Loss (dB)	AMP factor (dB)	Reading (dBuV)	Emission Level (dBuV/m)	Limits (dBuV/m)	Margin (dB)	Remark
1	5701.200	34.38	9.88	35.14	80.98	90.10	74.00	-16.10	Peak
2	5850.000	34.44	9.95	35.07	42.93	52.25	74.00	21.75	Peak
3	7250.000	35.91	10.74	35.50	44.11	55.26	74.00	18.74	Peak

Remarks: 1. Emission Level= Antenna Factor + Cable Loss + Reading - Amp Factor
 2. The emission levels that are 20dB below the official limit are not reported.

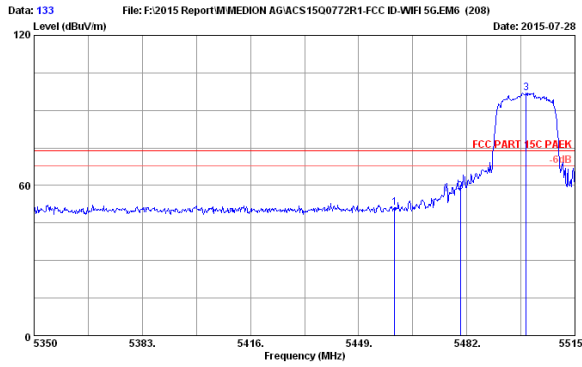


Data: 128 File: F:\2015 Report\MMEDION AG\ACS1500772R1-FCC ID-WIFI5G.EM6 (208) Date: 2015-07-28

Site no. : 3m Chamber Data no. : 128
 Dis. / Ant. : 3m 2014 3115 9607-4877 Ant. pol. : VERTICAL
 Limit : FCC PART 15C AV
 Env. / Ins. : 23°C/54%
 Engineer : Alice yang
 EUT : Tablet PC
 Power rating : DC 5V From Adapter Input AC 120V/60Hz
 Test Mode : IEEE802.11a 5700MHz Tx Mode : PT301

No.	Freq. (MHz)	Ant. Factor (dB/m)	Cable Loss (dB)	AMP factor (dB)	Reading (dBuV)	Emission Level (dBuV/m)	Limits (dBuV/m)	Margin (dB)	Remark
1	5701.200	34.38	9.88	35.14	56.66	65.78	54.00	-11.78	Average
2	5850.000	34.44	9.95	35.07	30.52	39.84	54.00	14.16	Average
3	7250.000	35.91	10.74	35.50	31.03	42.18	54.00	11.82	Average

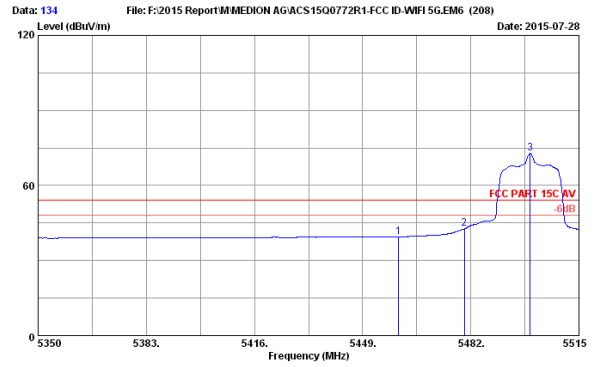
Remarks: 1. Emission Level= Antenna Factor + Cable Loss + Reading - Amp Factor
 2. The emission levels that are 20dB below the official limit are not reported.



Site no. : 3m Chamber Data no. : 133
 Dis. / Ant. : 3m 2014 3115 9607-4877 Ant. pol. : HORIZONTAL
 Limit : FCC PART 15C PAEK
 Env. / Ins. : 23°C/54%
 Engineer : Alice yang
 EUT : Tablet PC
 Power rating : DC 5V From Adapter Input AC 120V/60Hz
 Test Mode : IEEE802.11nHT20 5500MHz Tx Mode
 : PT301
 :

No.	Freq. (MHz)	Ant. Factor (dB/m)	Cable Loss (dB)	AMP factor (dB)	Reading (dBuV)	Emission Level (dBuV/m)	Limits (dBuV/m)	Margin (dB)	Remark
1	5460.000	34.23	9.76	35.25	42.28	51.02	74.00	22.98	Peak
2	5480.000	34.27	9.77	35.24	48.74	57.54	74.00	16.46	Peak
3	5500.150	34.30	9.78	35.22	88.23	97.09	74.00	-23.09	Peak

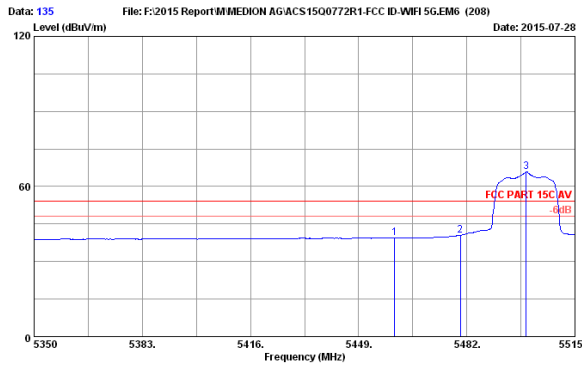
Remarks: 1. Emission Level= Antenna Factor + Cable Loss + Reading - Amp Factor
 2. The emission levels that are 20dB below the official limit are not reported.



Site no. : 3m Chamber Data no. : 134
 Dis. / Ant. : 3m 2014 3115 9607-4877 Ant. pol. : HORIZONTAL
 Limit : FCC PART 15C AV
 Env. / Ins. : 23°C/54%
 Engineer : Alice yang
 EUT : Tablet PC
 Power rating : DC 5V From Adapter Input AC 120V/60Hz
 Test Mode : IEEE802.11nHT20 5500MHz Tx Mode
 : PT301
 :

No.	Freq. (MHz)	Ant. Factor (dB/m)	Cable Loss (dB)	AMP factor (dB)	Reading (dBuV)	Emission Level (dBuV/m)	Limits (dBuV/m)	Margin (dB)	Remark
1	5460.000	34.23	9.76	35.25	30.89	39.57	54.00	14.43	Average
2	5480.000	34.27	9.77	35.24	33.88	42.65	54.00	11.32	Average
3	5500.150	34.30	9.78	35.22	63.87	72.73	54.00	-18.73	Average

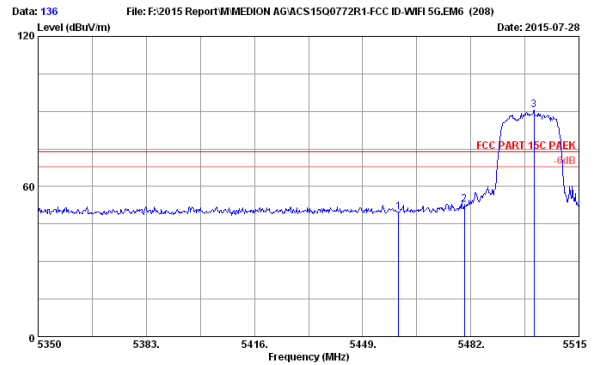
Remarks: 1. Emission Level= Antenna Factor + Cable Loss + Reading - Amp Factor
 2. The emission levels that are 20dB below the official limit are not reported.



Site no. : 3m Chamber Data no. : 135
 Dis. / Ant. : 3m 2014 3115 9607-4877 Ant. pol. : VERTICAL
 Limit : FCC PART 15C AV
 Env. / Ins. : 23°C/54%
 Engineer : Alice yang
 EUT : Tablet PC
 Power rating : DC 5V From Adapter Input AC 120V/60Hz
 Test Mode : IEEE802.11nHT20 5500MHz Tx Mode
 : PT301
 :

No.	Freq. (MHz)	Ant. Factor (dB/m)	Cable Loss (dB)	AMP factor (dB)	Reading (dBuV)	Emission Level (dBuV/m)	Limits (dBuV/m)	Margin (dB)	Remark
1	5460.000	34.23	9.76	35.25	30.64	39.38	54.00	14.62	Average
2	5480.000	34.27	9.77	35.24	31.74	40.54	54.00	13.46	Average
3	5500.150	34.30	9.78	35.22	56.88	65.74	54.00	-11.74	Average

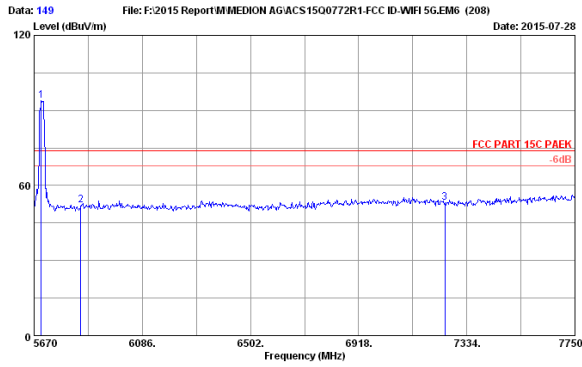
Remarks: 1. Emission Level= Antenna Factor + Cable Loss + Reading - Amp Factor
 2. The emission levels that are 20dB below the official limit are not reported.



Site no. : 3m Chamber Data no. : 136
 Dis. / Ant. : 3m 2014 3115 9607-4877 Ant. pol. : VERTICAL
 Limit : FCC PART 15C PAEK
 Env. / Ins. : 23°C/54%
 Engineer : Alice yang
 EUT : Tablet PC
 Power rating : DC 5V From Adapter Input AC 120V/60Hz
 Test Mode : IEEE802.11nHT20 5500MHz Tx Mode
 : PT301
 :

No.	Freq. (MHz)	Ant. Factor (dB/m)	Cable Loss (dB)	AMP factor (dB)	Reading (dBuV)	Emission Level (dBuV/m)	Limits (dBuV/m)	Margin (dB)	Remark
1	5460.000	34.23	9.76	35.25	41.15	49.89	74.00	24.11	Peak
2	5480.000	34.27	9.77	35.24	44.00	52.80	74.00	21.20	Peak
3	5501.305	34.30	9.78	35.22	81.75	90.61	74.00	-16.61	Peak

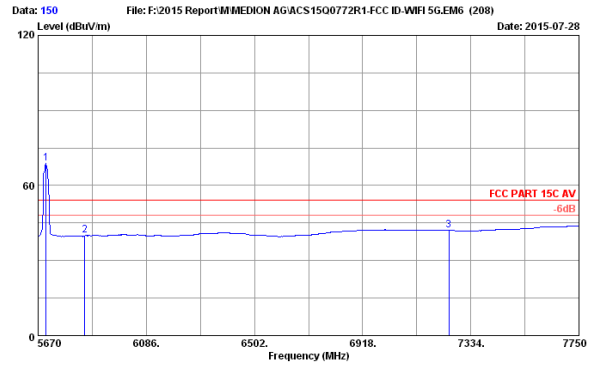
Remarks: 1. Emission Level= Antenna Factor + Cable Loss + Reading - Amp Factor
 2. The emission levels that are 20dB below the official limit are not reported.



Site no. : 3m Chamber Data no. : 149
 Dis. / Ant. : 3m 2014 3115 9607-4877 Ant. pol. : HORIZONTAL
 Limit : FCC PART 15C PAEK
 Env. / Ins. : 23°C/54%
 Engineer : Alice_yang
 EUT : Tablet PC
 Power rating : DC 5V From Adapter Input AC 120V/60Hz
 Test Mode : IEEEB02.1inHT20 5700MHz Tx Mode
 : PT301
 :

No.	Freq. (MHz)	Ant. Factor (dB/m)	Cable Loss (dB)	AMP factor (dB)	Reading (dBuV)	Emission Level (dBuV/m)	Limits (dBuV/m)	Margin (dB)	Remark
1	5697.040	34.38	9.87	35.14	84.76	93.87	74.00	-19.87	Peak
2	5850.000	34.44	9.95	35.07	42.71	52.03	74.00	21.97	Peak
3	7250.000	35.91	10.74	35.50	42.01	53.16	74.00	20.84	Peak

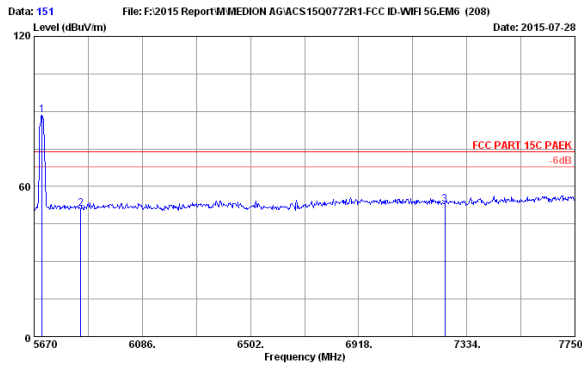
Remarks: 1. Emission Level= Antenna Factor + Cable Loss + Reading - Amp Factor
 2. The emission levels that are 20dB below the official limit are not reported.



Site no. : 3m Chamber Data no. : 150
 Dis. / Ant. : 3m 2014 3115 9607-4877 Ant. pol. : HORIZONTAL
 Limit : FCC PART 15C AV
 Env. / Ins. : 23°C/54%
 Engineer : Alice_yang
 EUT : Tablet PC
 Power rating : DC 5V From Adapter Input AC 120V/60Hz
 Test Mode : IEEEB02.1inHT20 5700MHz Tx Mode
 : PT301
 :

No.	Freq. (MHz)	Ant. Factor (dB/m)	Cable Loss (dB)	AMP factor (dB)	Reading (dBuV)	Emission Level (dBuV/m)	Limits (dBuV/m)	Margin (dB)	Remark
1	5701.200	34.38	9.88	35.14	59.72	68.84	54.00	-14.84	Average
2	5850.000	34.44	9.95	35.07	30.67	39.99	54.00	14.01	Average
3	7250.000	35.91	10.74	35.50	30.84	41.99	54.00	12.01	Average

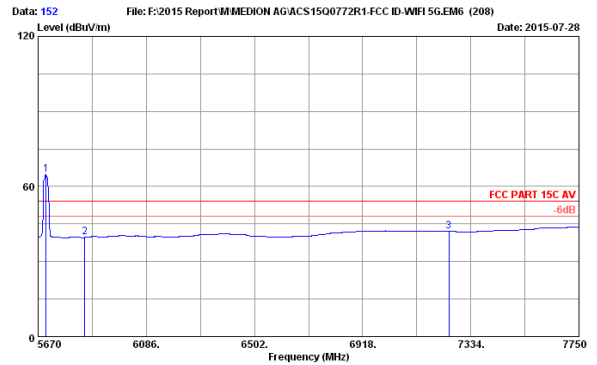
Remarks: 1. Emission Level= Antenna Factor + Cable Loss + Reading - Amp Factor
 2. The emission levels that are 20dB below the official limit are not reported.



Site no. : 3m Chamber Data no. : 151
 Dis. / Ant. : 3m 2014 3115 9607-4877 Ant. pol. : VERTICAL
 Limit : FCC PART 15C PAEK
 Env. / Ins. : 23°C/54%
 Engineer : Alice_yang
 EUT : Tablet PC
 Power rating : DC 5V From Adapter Input AC 120V/60Hz
 Test Mode : IEEEB02.1inHT20 5700MHz Tx Mode
 : PT301
 :

No.	Freq. (MHz)	Ant. Factor (dB/m)	Cable Loss (dB)	AMP factor (dB)	Reading (dBuV)	Emission Level (dBuV/m)	Limits (dBuV/m)	Margin (dB)	Remark
1	5701.200	34.38	9.88	35.14	79.49	88.61	74.00	-14.61	Peak
2	5850.000	34.44	9.95	35.07	41.71	51.03	74.00	22.97	Peak
3	7250.000	35.91	10.74	35.50	41.51	52.66	74.00	21.34	Peak

Remarks: 1. Emission Level= Antenna Factor + Cable Loss + Reading - Amp Factor
 2. The emission levels that are 20dB below the official limit are not reported.

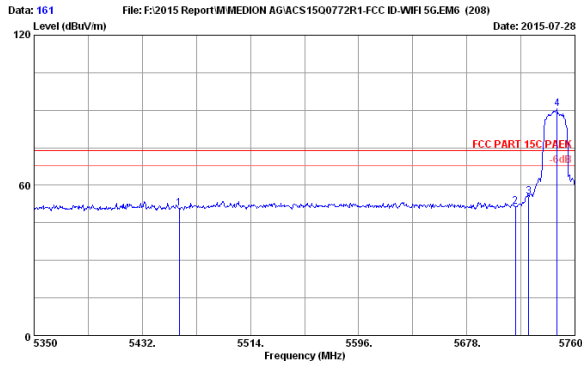


Site no. : 3m Chamber Data no. : 152
 Dis. / Ant. : 3m 2014 3115 9607-4877 Ant. pol. : VERTICAL
 Limit : FCC PART 15C AV
 Env. / Ins. : 23°C/54%
 Engineer : Alice_yang
 EUT : Tablet PC
 Power rating : DC 5V From Adapter Input AC 120V/60Hz
 Test Mode : IEEEB02.1inHT20 5700MHz Tx Mode
 : PT301
 :

No.	Freq. (MHz)	Ant. Factor (dB/m)	Cable Loss (dB)	AMP factor (dB)	Reading (dBuV)	Emission Level (dBuV/m)	Limits (dBuV/m)	Margin (dB)	Remark
1	5701.200	34.38	9.88	35.14	55.76	64.88	54.00	-10.88	Average
2	5850.000	34.44	9.95	35.07	30.40	39.72	54.00	14.28	Average
3	7250.000	35.91	10.74	35.50	30.87	42.02	54.00	11.98	Average

Remarks: 1. Emission Level= Antenna Factor + Cable Loss + Reading - Amp Factor
 2. The emission levels that are 20dB below the official limit are not reported.

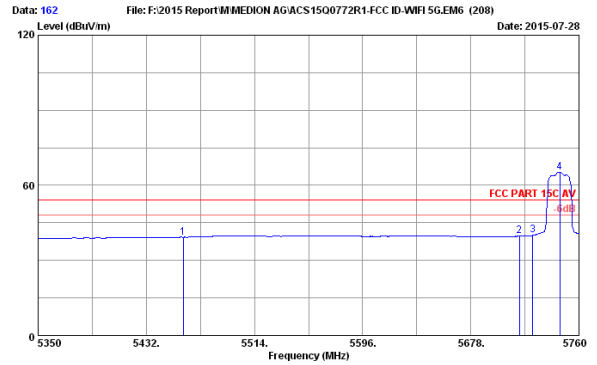
5745-5825MHz Band:



Site no. : 3m Chamber Data no. : 161
 Dis. / Ant. : 3m 2014 3115 9607-4877 Ant. pol. : VERTICAL
 Limit : FCC PART 15C PAK
 Env. / Ins. : 23°C/54%
 Engineer : Alice_yang
 EUT : Tablet PC
 Power rating : DC 5V From Adapter Input AC 120V/60Hz
 Test Mode : IEEE802.11a 5745MHz TX Mode
 : PT301
 :

No.	Freq. (MHz)	Ant. Factor (dB/m)	Cable Loss (dB)	AMP factor (dB)	Reading (dBuV)	Emission Level (dBuV/m)	Limits (dBuV/m)	Margin (dB)	Remark
1	5460.000	34.23	9.76	35.25	42.02	50.76	74.00	23.24	Peak
2	5715.000	34.39	9.88	35.12	42.24	51.39	74.00	22.61	Peak
3	5725.000	34.39	9.89	35.12	46.42	55.58	74.00	18.42	Peak
4	5746.470	34.40	9.90	35.11	81.41	90.60	74.00	-16.60	Peak

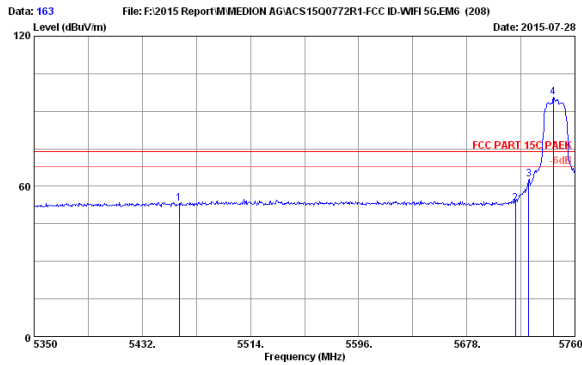
Remarks: 1. Emission Level= Antenna Factor + Cable Loss + Reading - Amp Factor
 2. The emission levels that are 20dB below the official limit are not reported.



Site no. : 3m Chamber Data no. : 162
 Dis. / Ant. : 3m 2014 3115 9607-4877 Ant. pol. : VERTICAL
 Limit : FCC PART 15C AV
 Env. / Ins. : 23°C/54%
 Engineer : Alice_yang
 EUT : Tablet PC
 Power rating : DC 5V From Adapter Input AC 120V/60Hz
 Test Mode : IEEE802.11a 5745MHz TX Mode
 : PT301
 :

No.	Freq. (MHz)	Ant. Factor (dB/m)	Cable Loss (dB)	AMP factor (dB)	Reading (dBuV)	Emission Level (dBuV/m)	Limits (dBuV/m)	Margin (dB)	Remark
1	5460.000	34.23	9.76	35.25	30.54	39.26	54.00	14.72	Average
2	5715.000	34.39	9.88	35.12	30.49	39.64	54.00	14.36	Average
3	5725.000	34.39	9.89	35.12	30.65	40.01	54.00	13.99	Average
4	5745.650	34.40	9.90	35.11	55.97	65.16	54.00	-11.16	Average

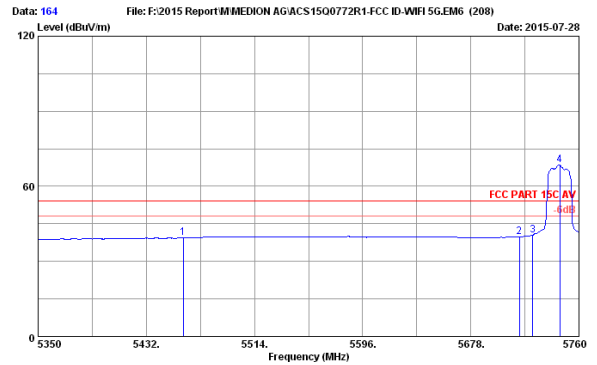
Remarks: 1. Emission Level= Antenna Factor + Cable Loss + Reading - Amp Factor
 2. The emission levels that are 20dB below the official limit are not reported.



Site no. : 3m Chamber Data no. : 163
 Dis. / Ant. : 3m 2014 3115 9607-4877 Ant. pol. : HORIZONTAL
 Limit : FCC PART 15C PAK
 Env. / Ins. : 23°C/54%
 Engineer : Alice_yang
 EUT : Tablet PC
 Power rating : DC 5V From Adapter Input AC 120V/60Hz
 Test Mode : IEEE802.11a 5745MHz TX Mode
 : PT301
 :

No.	Freq. (MHz)	Ant. Factor (dB/m)	Cable Loss (dB)	AMP factor (dB)	Reading (dBuV)	Emission Level (dBuV/m)	Limits (dBuV/m)	Margin (dB)	Remark
1	5460.000	34.23	9.76	35.25	44.44	53.18	74.00	20.82	Peak
2	5715.000	34.39	9.88	35.12	48.06	53.21	74.00	20.79	Peak
3	5725.000	34.39	9.89	35.12	53.61	62.77	74.00	11.23	Peak
4	5743.600	34.40	9.90	35.11	86.40	95.59	74.00	-21.59	Peak

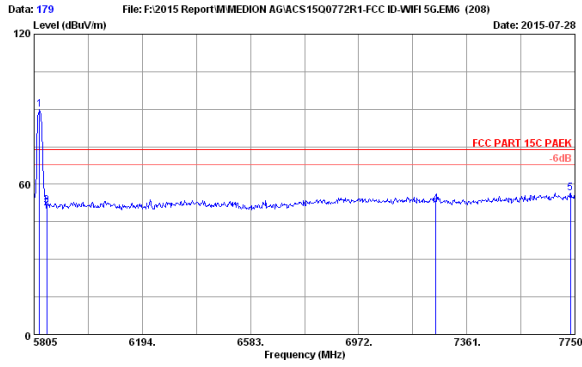
Remarks: 1. Emission Level= Antenna Factor + Cable Loss + Reading - Amp Factor
 2. The emission levels that are 20dB below the official limit are not reported.



Site no. : 3m Chamber Data no. : 164
 Dis. / Ant. : 3m 2014 3115 9607-4877 Ant. pol. : HORIZONTAL
 Limit : FCC PART 15C AV
 Env. / Ins. : 23°C/54%
 Engineer : Alice_yang
 EUT : Tablet PC
 Power rating : DC 5V From Adapter Input AC 120V/60Hz
 Test Mode : IEEE802.11a 5745MHz TX Mode
 : PT301
 :

No.	Freq. (MHz)	Ant. Factor (dB/m)	Cable Loss (dB)	AMP factor (dB)	Reading (dBuV)	Emission Level (dBuV/m)	Limits (dBuV/m)	Margin (dB)	Remark
1	5460.000	34.23	9.76	35.25	30.58	39.32	54.00	14.68	Average
2	5715.000	34.39	9.88	35.12	30.62	39.77	54.00	14.23	Average
3	5725.000	34.39	9.89	35.12	31.43	40.59	54.00	13.41	Average
4	5745.650	34.40	9.90	35.11	59.47	68.66	54.00	-14.66	Average

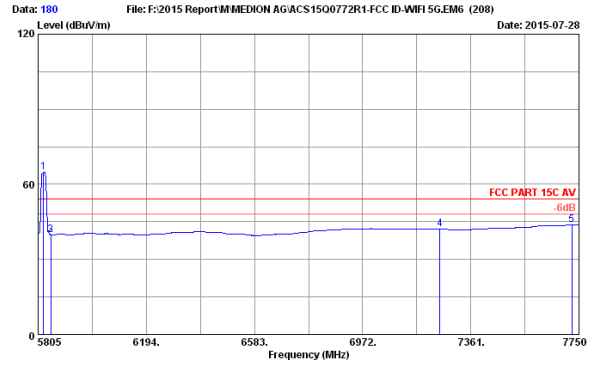
Remarks: 1. Emission Level= Antenna Factor + Cable Loss + Reading - Amp Factor
 2. The emission levels that are 20dB below the official limit are not reported.



Site no. : 3m Chamber Data no. : 179
 Dis. / Ant. : 3m 2014 3115 9607-4877 Ant. pol. : VERTICAL
 Limit : FCC PART 15C PAKK
 Env. / Ins. : 23°C/54%
 Engineer : Alice_yang
 EUT : Tablet PC
 Power rating : DC 5V From Adapter Input AC 120V/60Hz
 Test Mode : IEEE802.11a 5825MHz Tx Mode
 : PT301
 :

No.	Freq. (MHz)	Ant. Factor (dB/m)	Cable Loss (dB)	AMP factor (dB)	Reading (dBuV)	Emission Level (dBuV/m)	Limits (dBuV/m)	Margin (dB)	Remark
1	5824.450	34.43	9.93	35.08	80.51	89.79	74.00	-15.79	Peak
2	5850.000	34.44	9.95	35.07	40.99	50.31	74.00	23.69	Peak
3	5851.000	34.44	9.95	35.07	42.10	51.42	74.00	22.58	Peak
4	7250.000	35.91	10.74	35.50	41.09	52.24	74.00	21.76	Peak
5	7734.440	36.64	11.22	35.69	44.47	56.64	74.00	17.36	Peak

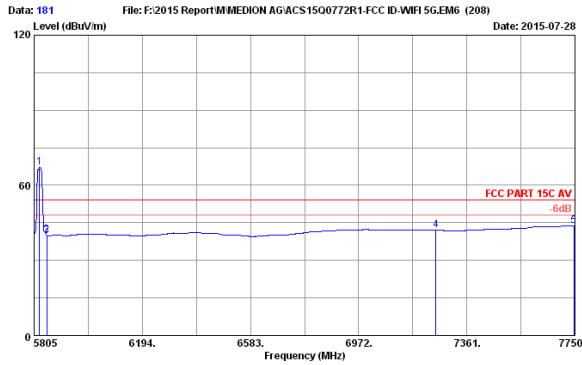
Remarks: 1. Emission Level= Antenna Factor + Cable Loss + Reading - Amp Factor
 2. The emission levels that are 20dB below the official limit are not reported.



Site no. : 3m Chamber Data no. : 180
 Dis. / Ant. : 3m 2014 3115 9607-4877 Ant. pol. : VERTICAL
 Limit : FCC PART 15C AV
 Env. / Ins. : 23°C/54%
 Engineer : Alice_yang
 EUT : Tablet PC
 Power rating : DC 5V From Adapter Input AC 120V/60Hz
 Test Mode : IEEE802.11a 5825MHz Tx Mode
 : PT301
 :

No.	Freq. (MHz)	Ant. Factor (dB/m)	Cable Loss (dB)	AMP factor (dB)	Reading (dBuV)	Emission Level (dBuV/m)	Limits (dBuV/m)	Margin (dB)	Remark
1	5824.450	34.43	9.93	35.08	55.58	64.86	54.00	-10.86	Average
2	5850.000	34.44	9.95	35.07	30.43	39.75	54.00	14.25	Average
3	5851.000	34.44	9.95	35.07	30.44	39.76	54.00	14.24	Average
4	7250.000	35.91	10.74	35.50	30.04	41.99	54.00	12.01	Average
5	7724.715	36.64	11.20	35.69	31.54	43.69	54.00	10.31	Average

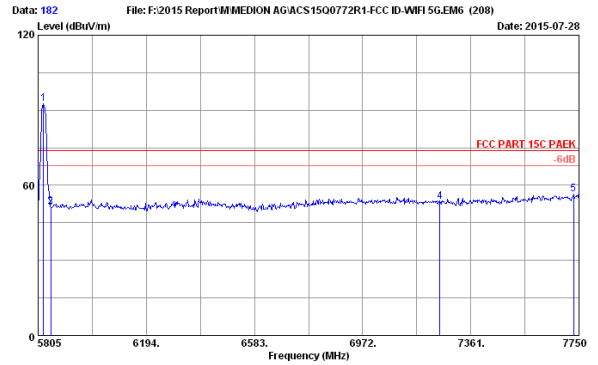
Remarks: 1. Emission Level= Antenna Factor + Cable Loss + Reading - Amp Factor
 2. The emission levels that are 20dB below the official limit are not reported.



Site no. : 3m Chamber Data no. : 181
 Dis. / Ant. : 3m 2014 3115 9607-4877 Ant. pol. : HORIZONTAL
 Limit : FCC PART 15C AV
 Env. / Ins. : 23°C/54%
 Engineer : Alice_yang
 EUT : Tablet PC
 Power rating : DC 5V From Adapter Input AC 120V/60Hz
 Test Mode : IEEE802.11a 5825MHz Tx Mode
 : PT301
 :

No.	Freq. (MHz)	Ant. Factor (dB/m)	Cable Loss (dB)	AMP factor (dB)	Reading (dBuV)	Emission Level (dBuV/m)	Limits (dBuV/m)	Margin (dB)	Remark
1	5824.450	34.43	9.93	35.08	57.83	67.11	54.00	-13.11	Average
2	5850.000	34.44	9.95	35.07	30.66	39.98	54.00	14.02	Average
3	5851.000	34.44	9.95	35.07	30.61	39.93	54.00	14.07	Average
4	7250.000	35.91	10.74	35.50	30.87	42.02	54.00	11.98	Average
5	7746.110	36.65	11.22	35.70	31.57	43.74	54.00	10.26	Average

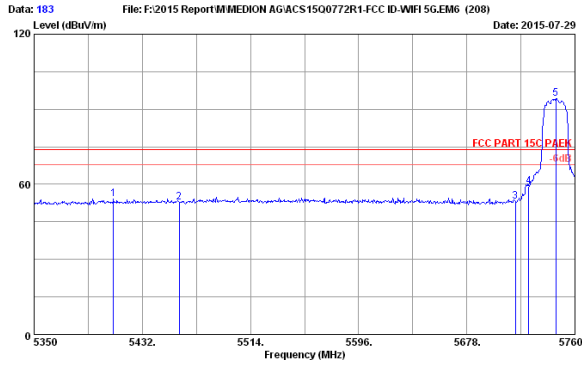
Remarks: 1. Emission Level= Antenna Factor + Cable Loss + Reading - Amp Factor
 2. The emission levels that are 20dB below the official limit are not reported.



Site no. : 3m Chamber Data no. : 182
 Dis. / Ant. : 3m 2014 3115 9607-4877 Ant. pol. : HORIZONTAL
 Limit : FCC PART 15C PAKK
 Env. / Ins. : 23°C/54%
 Engineer : Alice_yang
 EUT : Tablet PC
 Power rating : DC 5V From Adapter Input AC 120V/60Hz
 Test Mode : IEEE802.11a 5825MHz Tx Mode
 : PT301
 :

No.	Freq. (MHz)	Ant. Factor (dB/m)	Cable Loss (dB)	AMP factor (dB)	Reading (dBuV)	Emission Level (dBuV/m)	Limits (dBuV/m)	Margin (dB)	Remark
1	5824.450	34.43	9.93	35.08	83.17	92.45	74.00	-18.45	Peak
2	5850.000	34.44	9.95	35.07	42.14	51.46	74.00	22.54	Peak
3	5851.000	34.44	9.95	35.07	41.93	51.25	74.00	22.75	Peak
4	7250.000	35.91	10.74	35.50	42.40	53.55	74.00	20.45	Peak
5	7730.550	36.64	11.22	35.69	44.28	56.45	74.00	17.55	Peak

Remarks: 1. Emission Level= Antenna Factor + Cable Loss + Reading - Amp Factor
 2. The emission levels that are 20dB below the official limit are not reported.

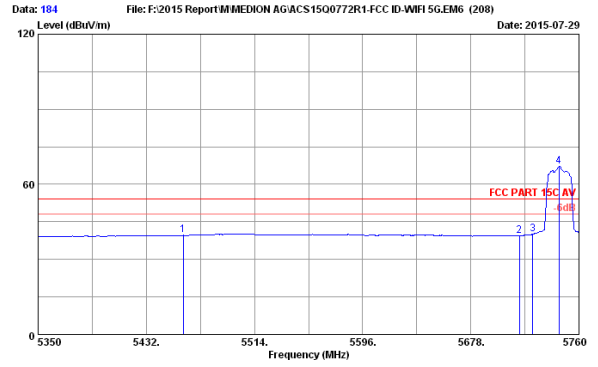


Data: 183 File: F:\2015 Report\MEDION AG\ACS1500772R1-FCC ID-WIFI 5G.EM6 (208) Date: 2015-07-29

Site no. : 3m Chamber Data no. : 183
 Dis. / Ant. : 3m 2014 3115 9607-4877 Ant. pol. : HORIZONTAL
 Limit : FCC PART 15C PAKK
 Env. / Ins. : 23°C/54%
 Engineer : Alice_yang
 EUT : Tablet PC
 Power rating : DC 5V From Adapter Input AC 120V/60Hz
 Test Mode : IEEE802.11nHT20 5745MHz Tx Mode
 : PT301
 :

No.	Freq. (MHz)	Ant. Factor (dB/m)	Cable Loss (dB)	AMP factor (dB)	Reading (dBuV)	Emission Level (dBuV/m)	Limits (dBuV/m)	Margin (dB)	Remark
1	5410.270	34.14	9.74	35.27	45.66	54.27	74.00	19.73	Peak
2	5460.000	34.23	9.76	35.25	44.23	52.97	74.00	21.03	Peak
3	5715.000	34.39	9.88	35.12	43.99	53.14	74.00	20.86	Peak
4	5725.000	34.39	9.89	35.12	50.13	59.29	74.00	14.71	Peak
5	5745.650	34.40	9.90	35.11	85.03	94.22	74.00	-20.22	Peak

Remarks: 1. Emission Level= Antenna Factor + Cable Loss + Reading - Amp Factor
 2. The emission levels that are 20dB below the official limit are not reported.

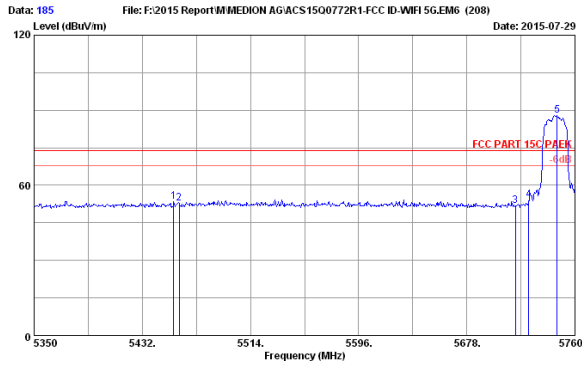


Data: 184 File: F:\2015 Report\MEDION AG\ACS1500772R1-FCC ID-WIFI 5G.EM6 (208) Date: 2015-07-29

Site no. : 3m Chamber Data no. : 184
 Dis. / Ant. : 3m 2014 3115 9607-4877 Ant. pol. : HORIZONTAL
 Limit : FCC PART 15C AV
 Env. / Ins. : 23°C/54%
 Engineer : Alice_yang
 EUT : Tablet PC
 Power rating : DC 5V From Adapter Input AC 120V/60Hz
 Test Mode : IEEE802.11nHT20 5745MHz Tx Mode
 : PT301
 :

No.	Freq. (MHz)	Ant. Factor (dB/m)	Cable Loss (dB)	AMP factor (dB)	Reading (dBuV)	Emission Level (dBuV/m)	Limits (dBuV/m)	Margin (dB)	Remark
1	5460.000	34.23	9.76	35.25	30.87	39.61	54.00	14.39	Average
2	5715.000	34.39	9.88	35.12	30.38	39.53	54.00	14.47	Average
3	5725.000	34.39	9.89	35.12	30.96	40.12	54.00	13.88	Average
4	5745.830	34.40	9.90	35.11	58.12	67.31	54.00	-13.31	Average

Remarks: 1. Emission Level= Antenna Factor + Cable Loss + Reading - Amp Factor
 2. The emission levels that are 20dB below the official limit are not reported.

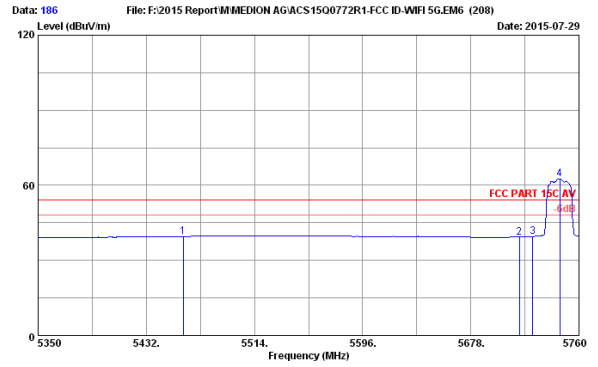


Data: 185 File: F:\2015 Report\MEDION AG\ACS1500772R1-FCC ID-WIFI 5G.EM6 (208) Date: 2015-07-29

Site no. : 3m Chamber Data no. : 185
 Dis. / Ant. : 3m 2014 3115 9607-4877 Ant. pol. : VERTICAL
 Limit : FCC PART 15C PAKK
 Env. / Ins. : 23°C/54%
 Engineer : Alice_yang
 EUT : Tablet PC
 Power rating : DC 5V From Adapter Input AC 120V/60Hz
 Test Mode : IEEE802.11nHT20 5745MHz Tx Mode
 : PT301
 :

No.	Freq. (MHz)	Ant. Factor (dB/m)	Cable Loss (dB)	AMP factor (dB)	Reading (dBuV)	Emission Level (dBuV/m)	Limits (dBuV/m)	Margin (dB)	Remark
1	5455.780	34.22	9.76	35.25	44.78	53.51	74.00	20.49	Peak
2	5460.000	34.23	9.76	35.25	43.98	52.72	74.00	21.28	Peak
3	5714.900	34.39	9.88	35.12	42.57	51.72	74.00	22.28	Peak
4	5725.000	34.39	9.89	35.12	44.94	54.10	74.00	19.90	Peak
5	5746.470	34.40	9.90	35.11	78.69	87.88	74.00	-13.88	Peak

Remarks: 1. Emission Level= Antenna Factor + Cable Loss + Reading - Amp Factor
 2. The emission levels that are 20dB below the official limit are not reported.

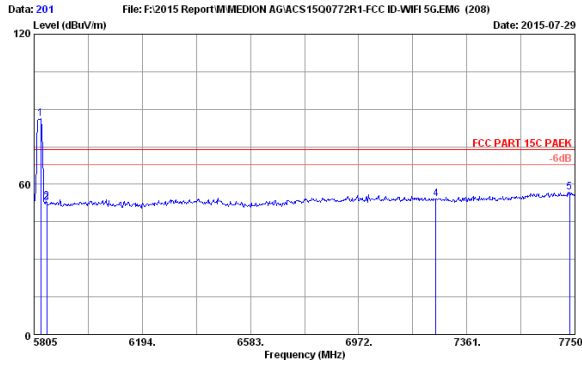


Data: 186 File: F:\2015 Report\MEDION AG\ACS1500772R1-FCC ID-WIFI 5G.EM6 (208) Date: 2015-07-29

Site no. : 3m Chamber Data no. : 186
 Dis. / Ant. : 3m 2014 3115 9607-4877 Ant. pol. : VERTICAL
 Limit : FCC PART 15C AV
 Env. / Ins. : 23°C/54%
 Engineer : Alice_yang
 EUT : Tablet PC
 Power rating : DC 5V From Adapter Input AC 120V/60Hz
 Test Mode : IEEE802.11nHT20 5745MHz Tx Mode
 : PT301
 :

No.	Freq. (MHz)	Ant. Factor (dB/m)	Cable Loss (dB)	AMP factor (dB)	Reading (dBuV)	Emission Level (dBuV/m)	Limits (dBuV/m)	Margin (dB)	Remark
1	5460.000	34.23	9.76	35.25	30.77	39.51	54.00	14.49	Average
2	5715.000	34.39	9.88	35.12	30.12	39.27	54.00	14.73	Average
3	5725.000	34.39	9.89	35.12	30.35	39.51	54.00	14.49	Average
4	5746.650	34.40	9.90	35.11	53.37	62.56	54.00	-8.56	Average

Remarks: 1. Emission Level= Antenna Factor + Cable Loss + Reading - Amp Factor
 2. The emission levels that are 20dB below the official limit are not reported.

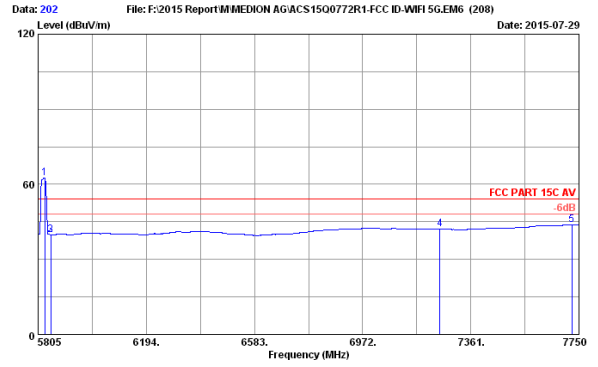


Data: 201 File: F:\2015 Report\MEDION AG\ACS1500772R1-FCC ID-WIFI 5G.EM6 (208) Date: 2015-07-29

Site no. : 3m Chamber Data no. : 201
 Dis. / Ant. : 3m 2014 3115 9607-4877 Ant. pol. : VERTICAL
 Limit : FCC PART 15C PAEK
 Env. / Ins. : 23°C/54%
 Engineer : Alice_yang
 EUT : Tablet PC
 Power rating : DC 5V From Adapter Input AC 120V/60Hz
 Test Mode : IEEE802.11nHT20 5825MHz Tx Mode
 : PT301
 :

No.	Freq. (MHz)	Ant. Factor (dB/m)	Cable Loss (dB)	AMP factor (dB)	Reading (dBuV)	Emission Level (dBuV/m)	Limits (dBuV/m)	Margin (dB)	Remark
1	5828.340	34.43	9.94	35.08	76.80	86.09	74.00	-12.09	Peak
2	5850.000	34.44	9.95	35.07	43.97	53.29	74.00	20.71	Peak
3	5851.000	34.44	9.95	35.07	43.29	52.61	74.00	21.39	Peak
4	7250.135	35.91	10.74	35.50	43.07	54.22	74.00	19.78	Peak
5	7730.550	36.64	11.22	35.69	44.66	56.83	74.00	17.17	Peak

Remarks: 1. Emission Level= Antenna Factor + Cable Loss + Reading - Amp Factor
 2. The emission levels that are 20dB below the official limit are not reported.

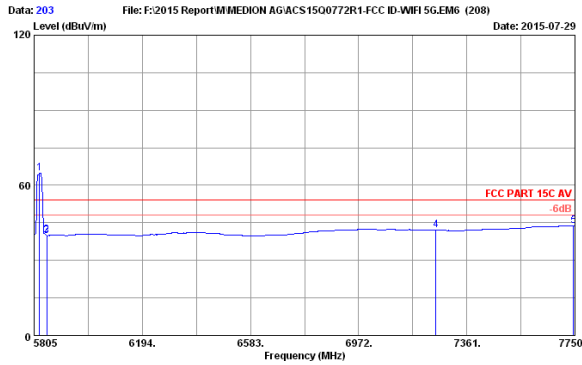


Data: 202 File: F:\2015 Report\MEDION AG\ACS1500772R1-FCC ID-WIFI 5G.EM6 (208) Date: 2015-07-29

Site no. : 3m Chamber Data no. : 202
 Dis. / Ant. : 3m 2014 3115 9607-4877 Ant. pol. : VERTICAL
 Limit : FCC PART 15C AV
 Env. / Ins. : 23°C/54%
 Engineer : Alice_yang
 EUT : Tablet PC
 Power rating : DC 5V From Adapter Input AC 120V/60Hz
 Test Mode : IEEE802.11nHT20 5825MHz Tx Mode
 : PT301
 :

No.	Freq. (MHz)	Ant. Factor (dB/m)	Cable Loss (dB)	AMP factor (dB)	Reading (dBuV)	Emission Level (dBuV/m)	Limits (dBuV/m)	Margin (dB)	Remark
1	5828.340	34.43	9.94	35.08	53.32	62.61	54.00	-8.61	Average
2	5850.000	34.44	9.95	35.07	30.45	39.77	54.00	14.23	Average
3	5851.000	34.44	9.95	35.07	30.46	39.78	54.00	14.22	Average
4	7250.000	35.91	10.74	35.50	30.91	42.06	54.00	11.94	Average
5	7724.715	36.64	11.20	35.69	31.63	43.78	54.00	10.22	Average

Remarks: 1. Emission Level= Antenna Factor + Cable Loss + Reading - Amp Factor
 2. The emission levels that are 20dB below the official limit are not reported.

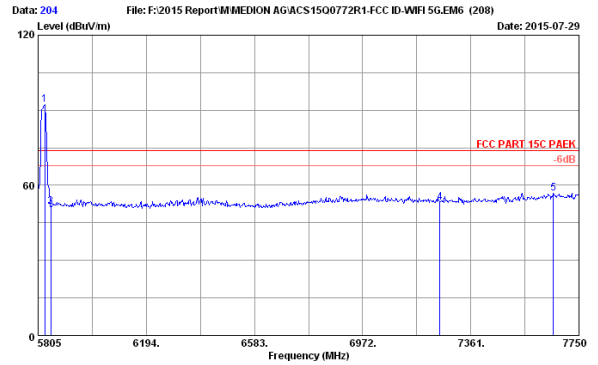


Data: 203 File: F:\2015 Report\MEDION AG\ACS1500772R1-FCC ID-WIFI 5G.EM6 (208) Date: 2015-07-29

Site no. : 3m Chamber Data no. : 203
 Dis. / Ant. : 3m 2014 3115 9607-4877 Ant. pol. : HORIZONTAL
 Limit : FCC PART 15C AV
 Env. / Ins. : 23°C/54%
 Engineer : Alice_yang
 EUT : Tablet PC
 Power rating : DC 5V From Adapter Input AC 120V/60Hz
 Test Mode : IEEE802.11nHT20 5825MHz Tx Mode
 : PT301
 :

No.	Freq. (MHz)	Ant. Factor (dB/m)	Cable Loss (dB)	AMP factor (dB)	Reading (dBuV)	Emission Level (dBuV/m)	Limits (dBuV/m)	Margin (dB)	Remark
1	5824.450	34.43	9.93	35.08	55.64	64.92	54.00	-10.92	Average
2	5850.000	34.44	9.95	35.07	30.64	39.96	54.00	14.04	Average
3	5851.000	34.44	9.95	35.07	30.62	39.94	54.00	14.06	Average
4	7250.000	35.91	10.74	35.50	30.92	42.07	54.00	11.93	Average
5	7744.165	36.65	11.22	35.70	31.61	43.78	54.00	10.22	Average

Remarks: 1. Emission Level= Antenna Factor + Cable Loss + Reading - Amp Factor
 2. The emission levels that are 20dB below the official limit are not reported.



Data: 204 File: F:\2015 Report\MEDION AG\ACS1500772R1-FCC ID-WIFI 5G.EM6 (208) Date: 2015-07-29

Site no. : 3m Chamber Data no. : 204
 Dis. / Ant. : 3m 2014 3115 9607-4877 Ant. pol. : HORIZONTAL
 Limit : FCC PART 15C PAEK
 Env. / Ins. : 23°C/54%
 Engineer : Alice_yang
 EUT : Tablet PC
 Power rating : DC 5V From Adapter Input AC 120V/60Hz
 Test Mode : IEEE802.11nHT20 5825MHz Tx Mode
 : PT301
 :

No.	Freq. (MHz)	Ant. Factor (dB/m)	Cable Loss (dB)	AMP factor (dB)	Reading (dBuV)	Emission Level (dBuV/m)	Limits (dBuV/m)	Margin (dB)	Remark
1	5828.340	34.43	9.94	35.08	83.09	92.38	74.00	-18.38	Peak
2	5850.000	34.44	9.95	35.07	42.17	51.49	74.00	22.51	Peak
3	5851.000	34.44	9.95	35.07	42.08	51.40	74.00	22.60	Peak
4	7250.000	35.91	10.74	35.50	42.12	53.27	74.00	20.73	Peak
5	7658.585	36.60	11.15	35.66	44.84	56.93	74.00	17.07	Peak

Remarks: 1. Emission Level= Antenna Factor + Cable Loss + Reading - Amp Factor
 2. The emission levels that are 20dB below the official limit are not reported.

6. 6dB&26dB Bandwidth Test

6.1. Test Equipment

Item	Equipment	Manufacturer	Model No.	Serial No.	Last Cal.	Cal. Interval
1.	Spectrum	Agilent	N9030A	MY51380221	Oct. 29, 14	1 Year
2.	Attenuator (20dB)	Agilent	8491B	MY39262165	Apr. 28,15	1 Year
3.	RF Cable	Hubersuhner	SUCOFLEX102	28620/2	Apr. 28,15	1 Year

6.2. Limit

6dB Bandwidth should be not less than 500kHz

6.3. Test Procedure

6dB Bandwidth:

The transmitter output was connected to a spectrum analyzer, The bandwidth of the fundamental frequency was measured by spectrum analyzer with 100kHz RBW and 300 KHz VBW for signal width below 20MHz and 300KHz RBW ,1MHz VBW for Above 20MHz signal Bandwidth.

26dB Bandwidth:

The transmitter output was connected to a spectrum analyzer, The bandwidth of the fundamental frequency was measured by spectrum analyzer with 100kHz RBW and 300 KHz VBW The 26dB bandwidth is defined as the total spectrum the power of which is higher than peak power minus 26dB.

6.4. Test Results

5180-5240MHz Band:

6dB bandwidth

EUT: Tablet PC		
M/N: PT301		
Test date: 2015-07-24	Pressure: 101.3±1.0 kpa	Humidity:53.5±3.0%
Tested by: Alice_Yang	Test site: RF site	Temperature:22.4±0.6 °C

Test Mode	Frequency (MHz)	6dB bandwidth (MHz)	Limit (KHz)
11a	5180	15.11	> 500
	5200	15.13	> 500
	5240	15.74	> 500
11n HT20	5180	16.61	> 500
	5200	17.59	> 500
	5240	16.94	> 500

Conclusion : PASS

26dB bandwidth

EUT: Tablet PC		
M/N: PT301		
Test date: 2015-07-24	Pressure: 101.3±1.0 kpa	Humidity:53.5±3.0%
Tested by: Alice_Yang	Test site: RF site	Temperature:22.4±0.6 °C

Test Mode	Frequency (MHz)	26dB bandwidth (MHz)	Limit (KHz)
11a	5180	18.09	N/A
	5200	18.14	N/A
	5240	18.53	N/A
11n HT20	5180	18.61	N/A
	5200	18.85	N/A
	5240	18.58	N/A

Conclusion : PASS

5260-5320MHz Band:

6dB bandwidth

EUT: Tablet PC		
M/N: PT301		
Test date: 2015-07-24	Pressure: 101.3±1.0 kpa	Humidity:53.5±3.0%
Tested by: Alice_Yang	Test site: RF site	Temperature:22.4±0.6 °C

Test Mode	Frequency (MHz)	6dB bandwidth (MHz)	Limit (KHz)
11a	5260	15.12	>500
	5300	15.77	>500
	5320	16.00	>500
11n HT20	5260	15.14	>500
	5300	15.49	>500
	5320	15.09	>500

Conclusion : PASS

26dB bandwidth

EUT: Tablet PC		
M/N: PT301		
Test date: 2015-07-24	Pressure: 101.3±1.0 kpa	Humidity:53.5±3.0%
Tested by: Alice_Yang	Test site: RF site	Temperature:22.4±0.6 °C

Test Mode	Frequency (MHz)	26dB bandwidth (MHz)	Limit (KHz)
11a	5260	18.40	N/A
	5300	18.47	N/A
	5320	18.28	N/A
11n HT20	5260	18.50	N/A
	5300	18.29	N/A
	5320	18.27	N/A

Conclusion : PASS

5500-5700MHz Band:

6dB bandwidth

EUT: Tablet PC		
M/N: PT301		
Test date: 2015-07-24	Pressure: 101.3±1.0 kpa	Humidity:53.5±3.0%
Tested by: Alice_Yang	Test site: RF site	Temperature:22.4±0.6 °C

Test Mode	Frequency (MHz)	6dB bandwidth (MHz)	Limit (KHz)
11a	5500	15.73	>500
	5600	15.11	>500
	5700	15.67	>500
11n HT20	5500	15.73	>500
	5600	15.73	>500
	5700	15.37	>500

Conclusion : PASS

26dB bandwidth

EUT: Tablet PC		
M/N: PT301		
Test date: 2015-07-24	Pressure: 101.3±1.0 kpa	Humidity:53.5±3.0%
Tested by: Alice_Yang	Test site: RF site	Temperature:22.4±0.6 °C

Test Mode	Frequency (MHz)	26dB bandwidth (MHz)	Limit (KHz)
11a	5500	18.05	N/A
	5600	18.15	N/A
	5700	18.06	N/A
11n HT20	5500	18.16	N/A
	5600	18.11	N/A
	5700	18.05	N/A

Conclusion : PASS

5745-5825MHz Band:

6dB bandwidth

EUT: Tablet PC		
M/N: PT301		
Test date: 2015-07-24	Pressure: 101.3±1.0 kpa	Humidity:53.5±3.0%
Tested by: Alice_Yang	Test site: RF site	Temperature:22.4±0.6 °C

Test Mode	Frequency (MHz)	6dB bandwidth (MHz)	Limit (KHz)
11a	5745	15.13	> 500
	5785	15.13	> 500
	5825	15.12	> 500
11n HT20	5745	15.98	> 500
	5785	15.45	> 500
	5825	15.14	> 500

Conclusion : PASS

26dB bandwidth

EUT: Tablet PC		
M/N: PT301		
Test date: 2015-07-24	Pressure: 101.3±1.0 kpa	Humidity:53.5±3.0%
Tested by: Alice_Yang	Test site: RF site	Temperature:22.4±0.6 °C

Test Mode	Frequency (MHz)	26dB bandwidth (MHz)	Limit (KHz)
11a	5745	18.10	N/A
	5785	18.01	N/A
	5825	18.15	N/A
11n HT20	5745	18.18	N/A
	5785	18.19	N/A
	5825	18.19	N/A

Conclusion : PASS

5180-5240MHz Band:

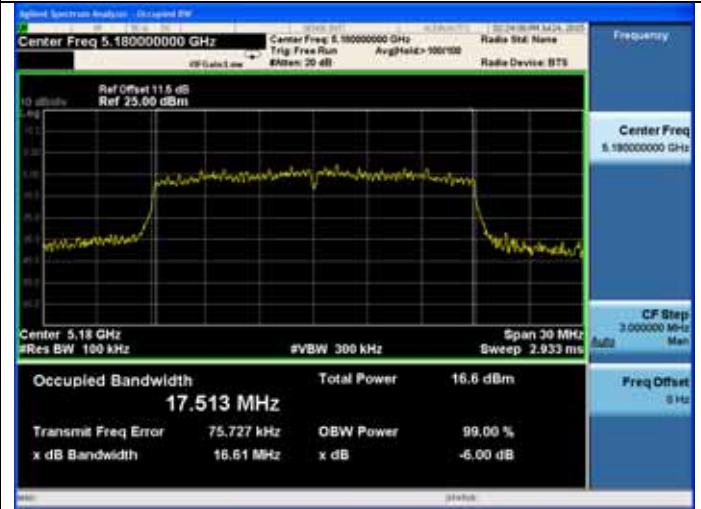
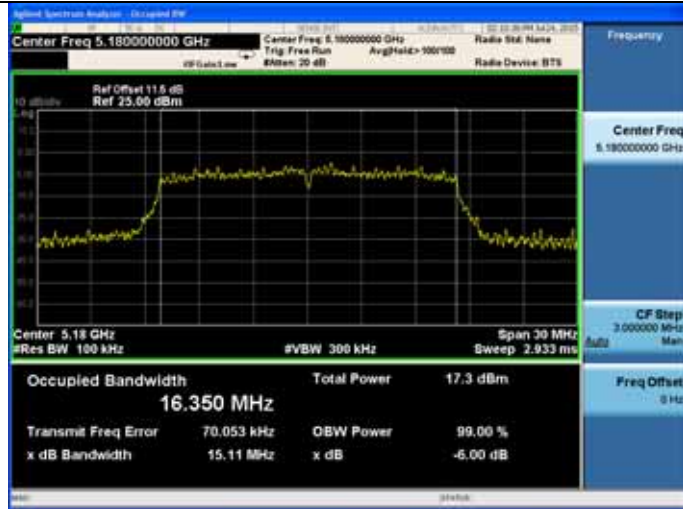
6dB bandwidth

11a

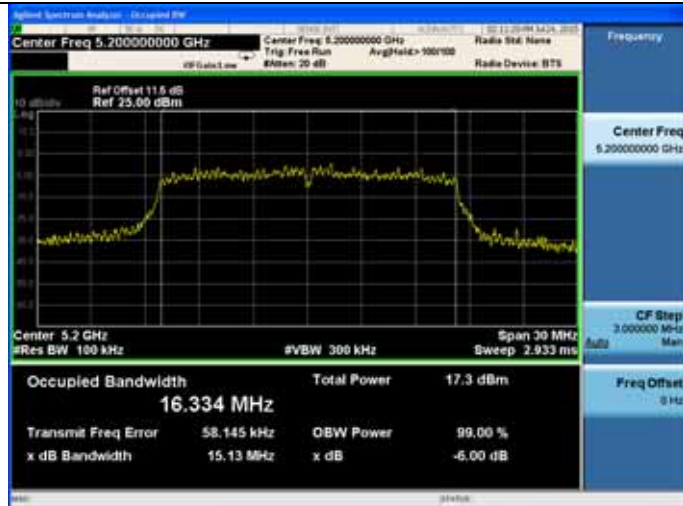
5180MHz

11n HT20

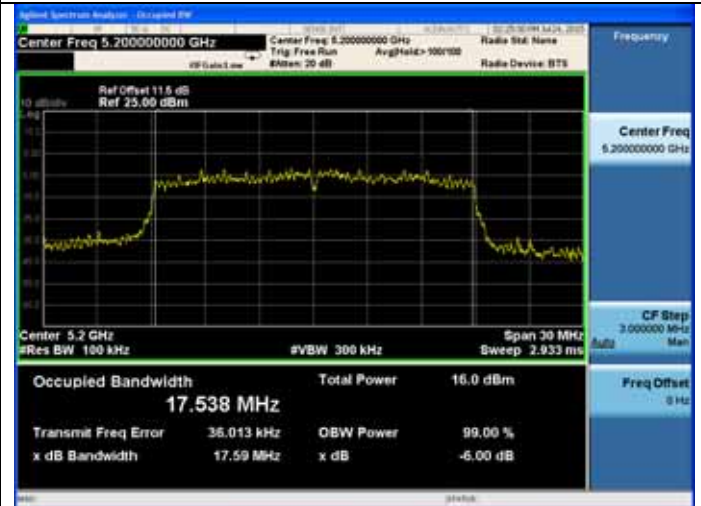
5180MHz



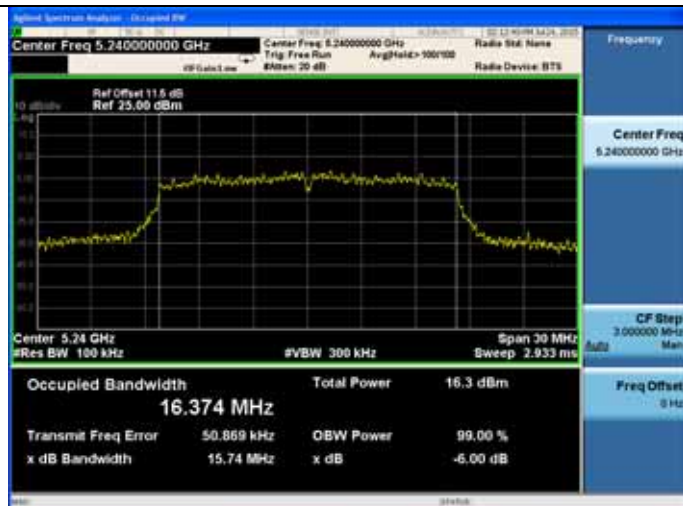
5200MHz



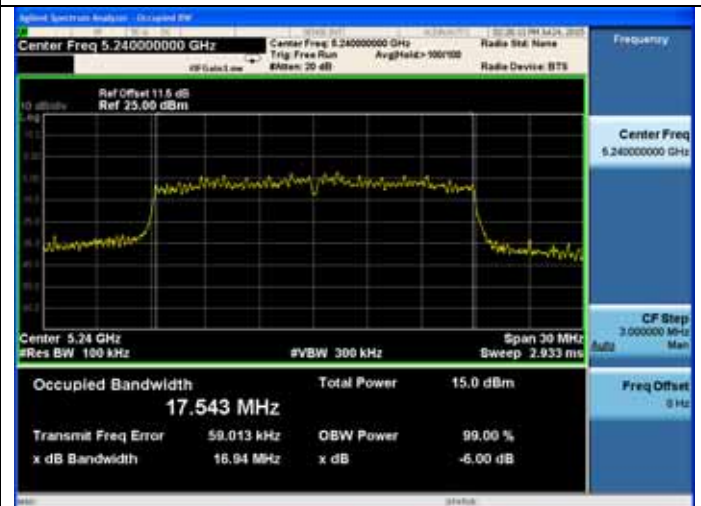
5200MHz



5240MHz



5240MHz

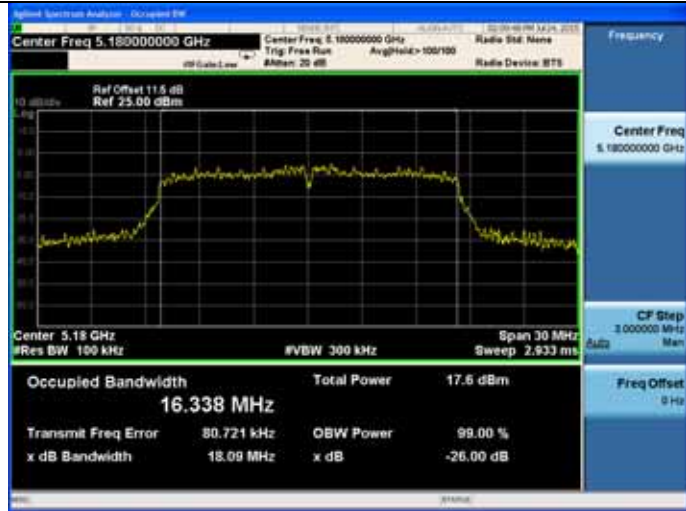


5180-5240MHz Band:

26dB bandwidth

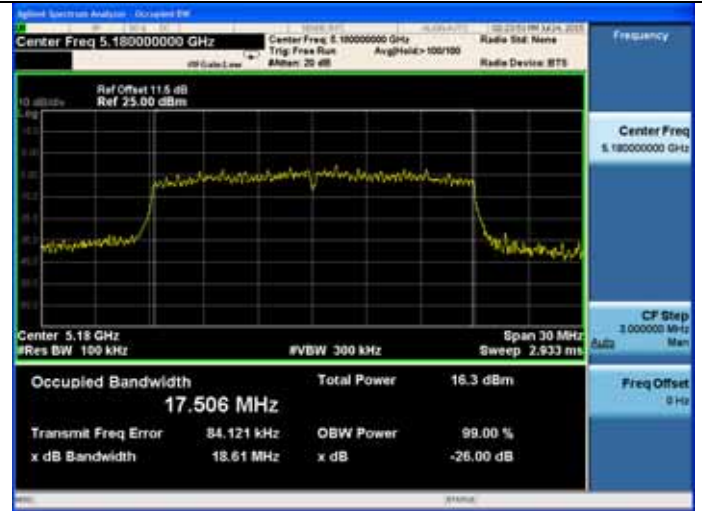
11a

5180MHz

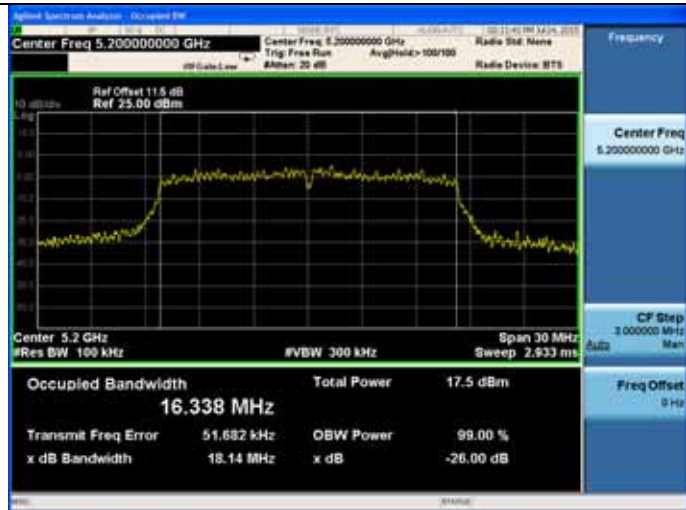


11n HT20

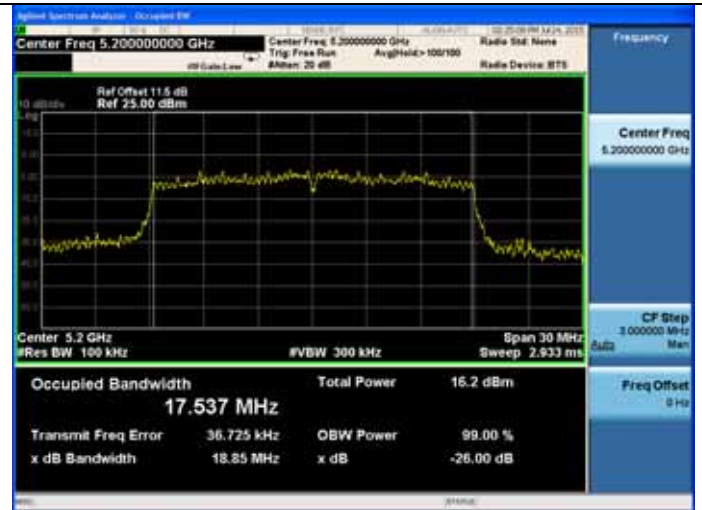
5180MHz



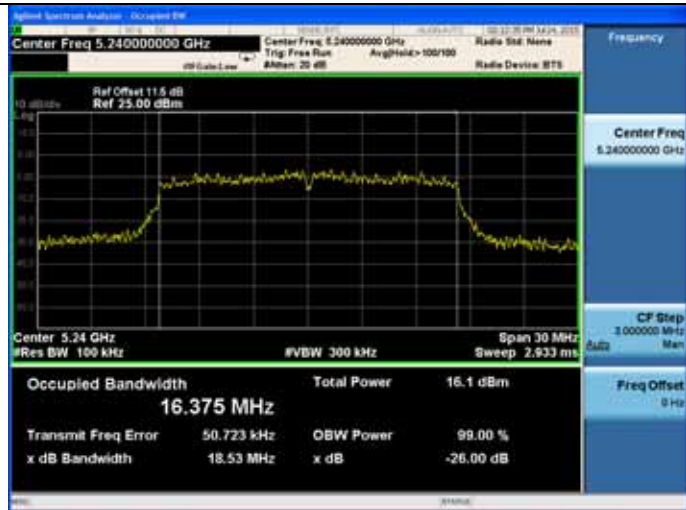
5200MHz



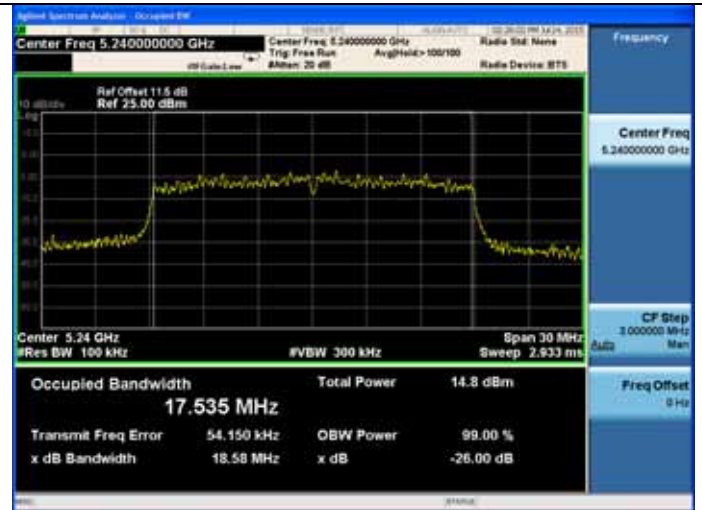
5200MHz



5240MHz



5240MHz



5260-5320MHz Band:

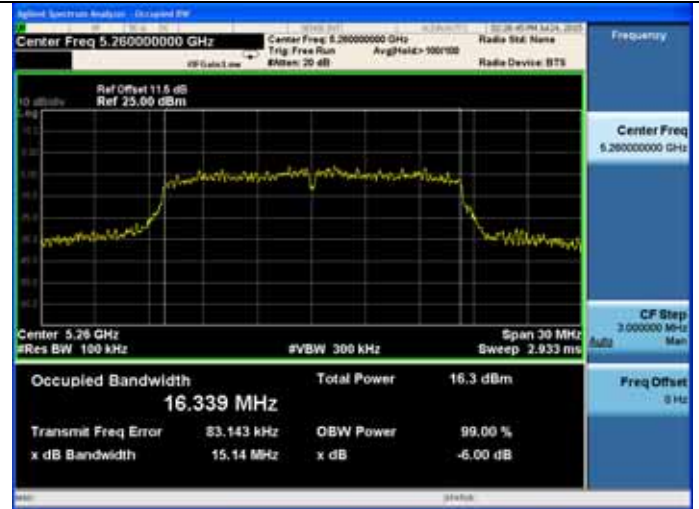
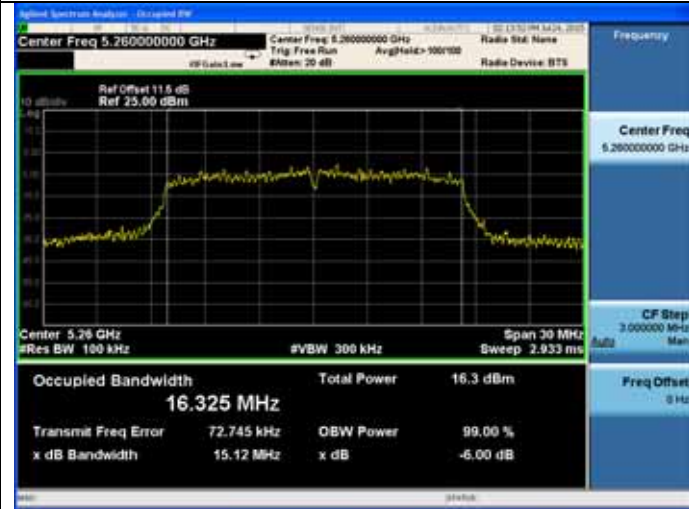
6dB bandwidth

11a

5260MHz

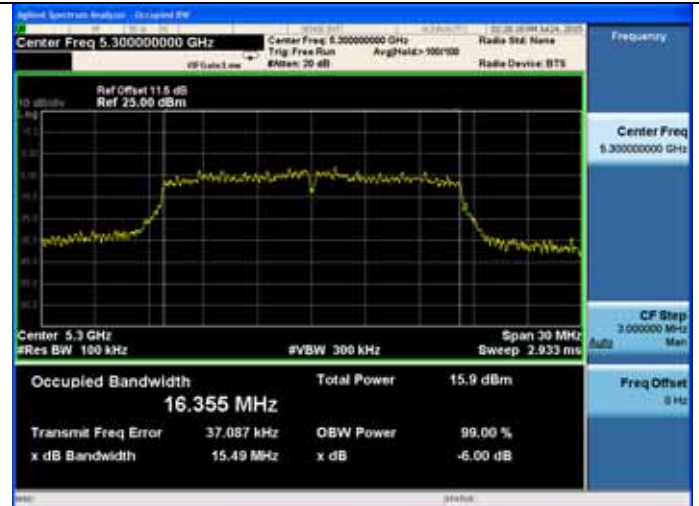
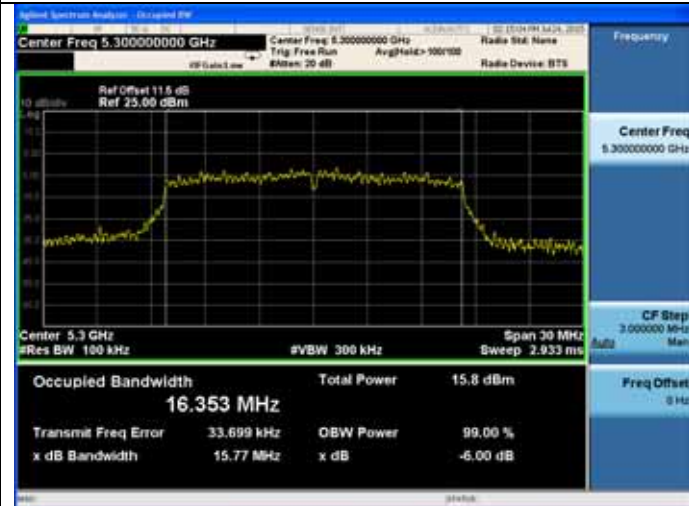
11n HT20

5260MHz



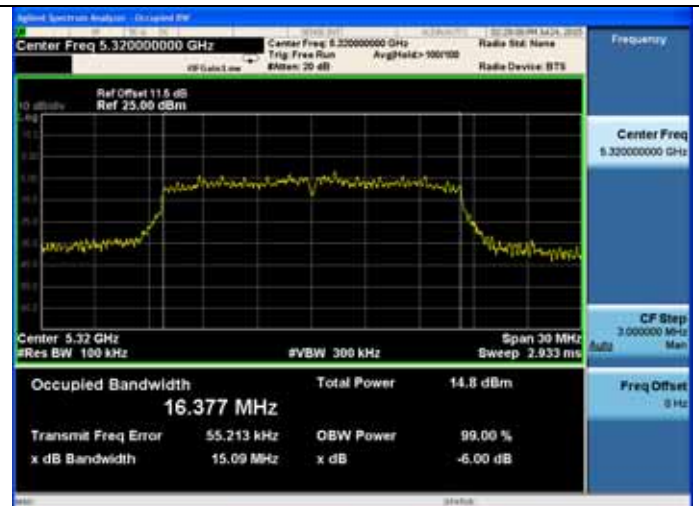
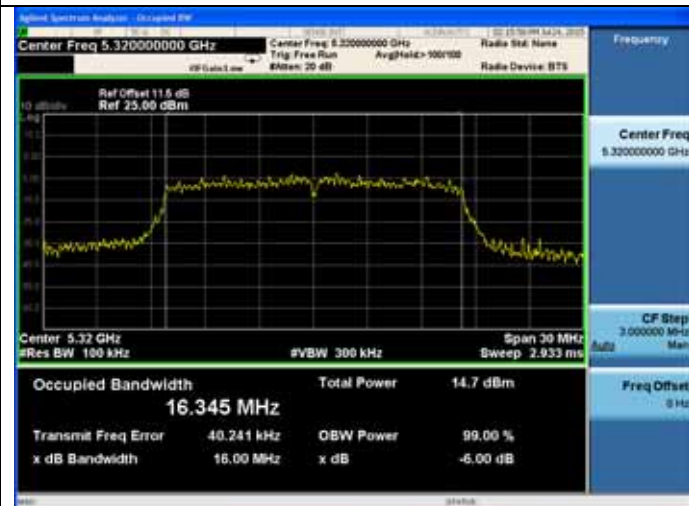
5300MHz

5300MHz



5320MHz

5320MHz



5260-5320MHz Band:

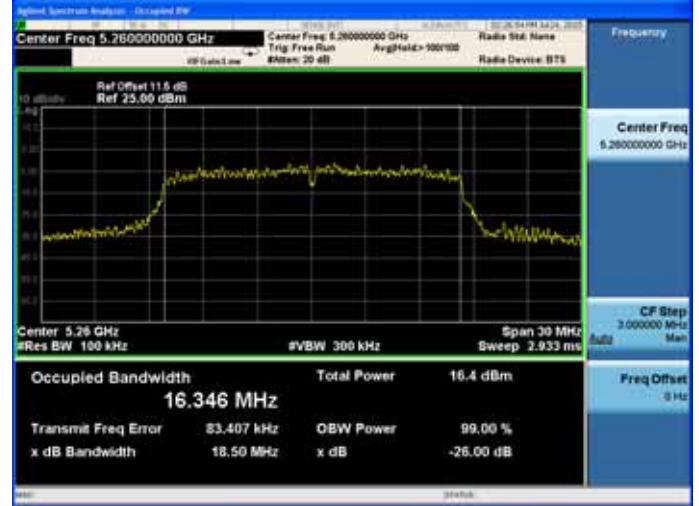
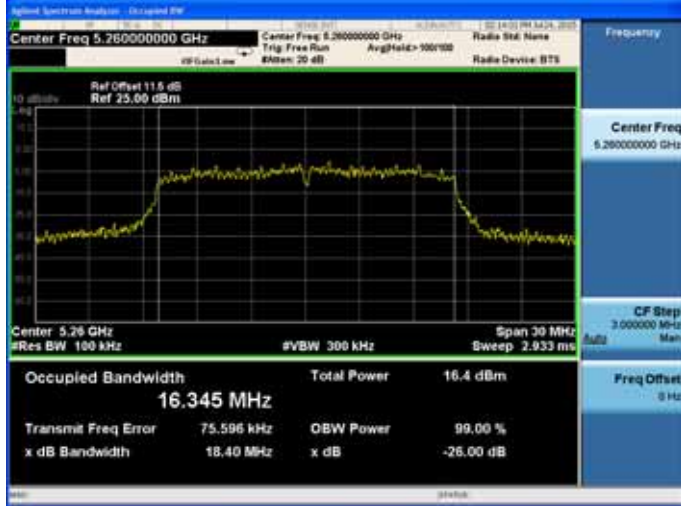
26dB bandwidth

11a

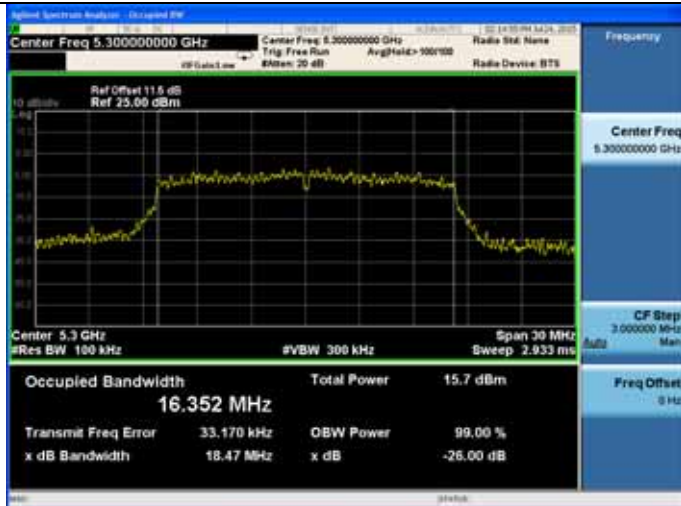
5260MHz

11n HT20

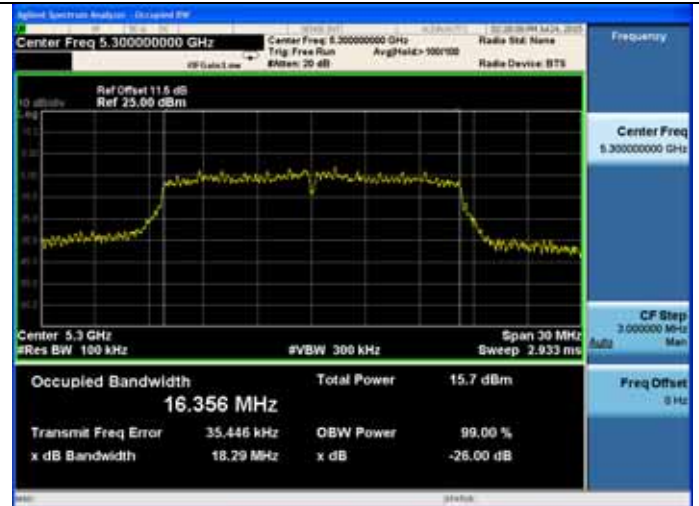
5260MHz



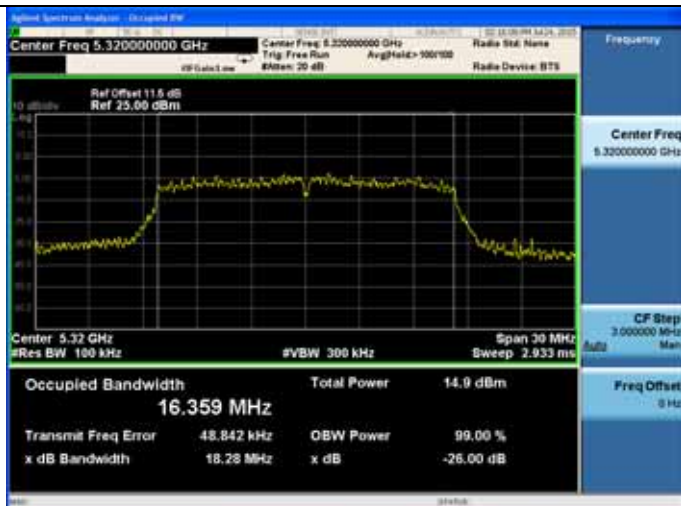
5300MHz



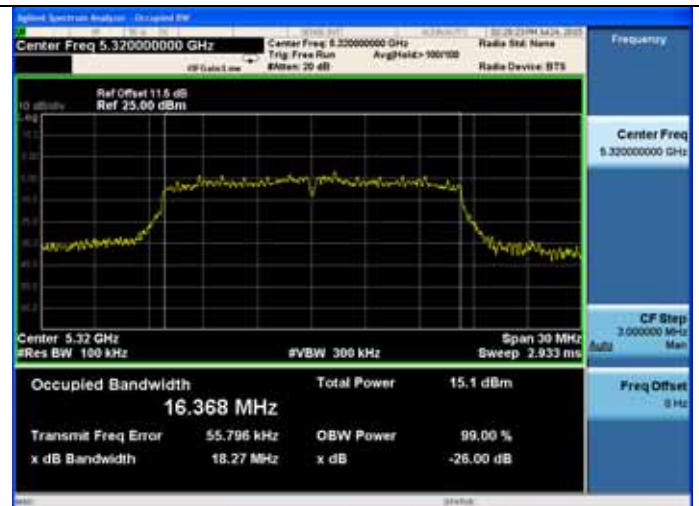
5300MHz



5320MHz



5320MHz

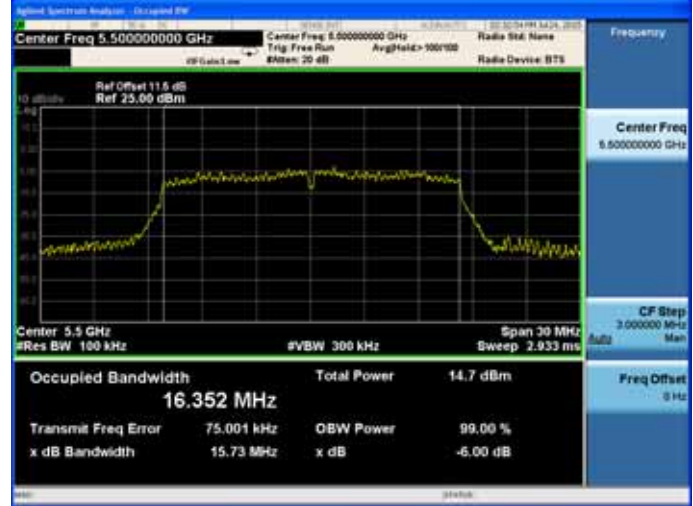
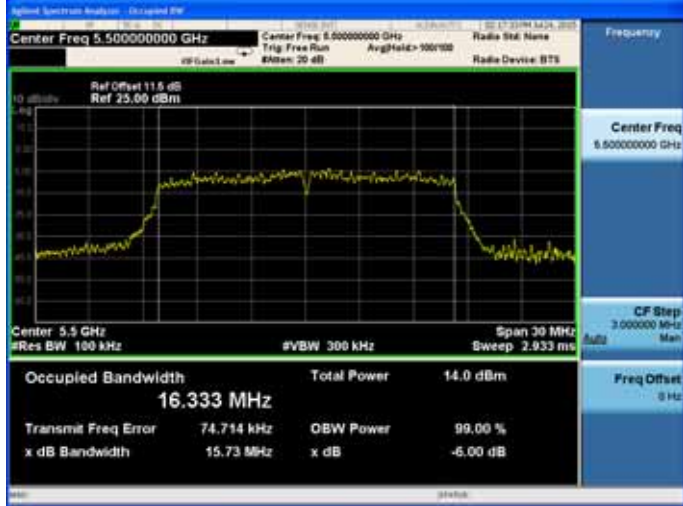


5500-5700MHz Band:

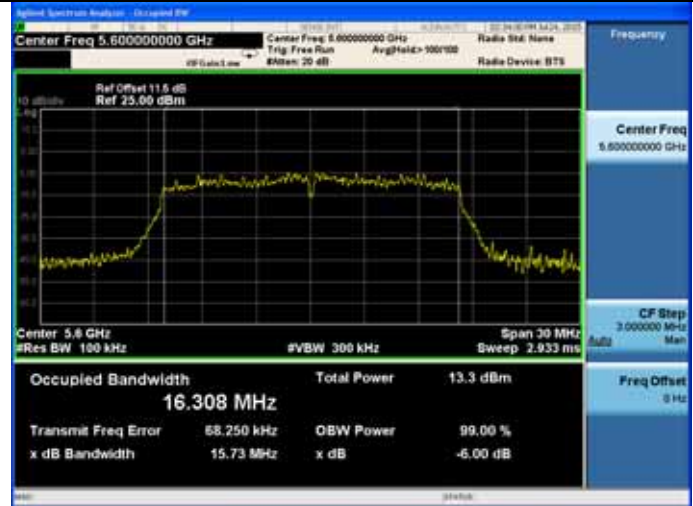
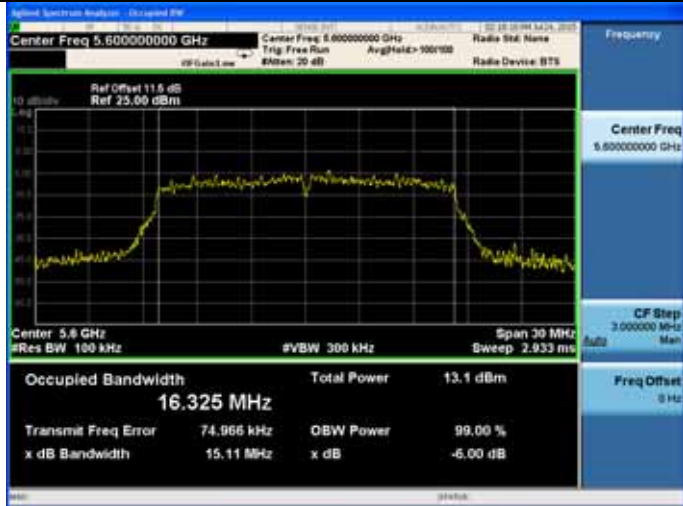
6dB bandwidth

11a **11n HT20**

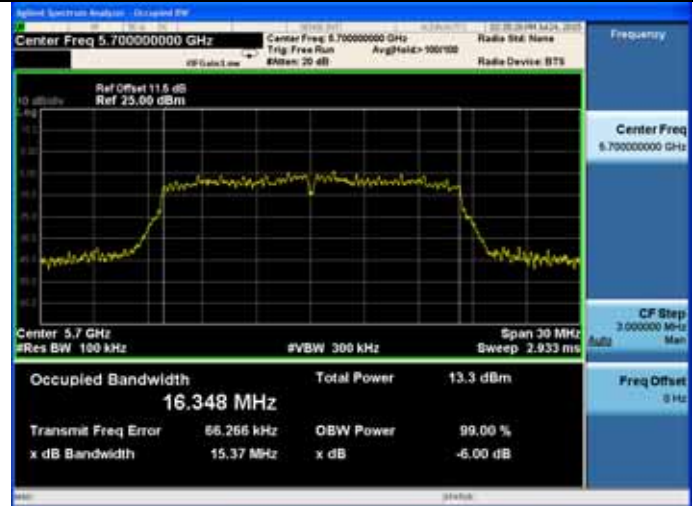
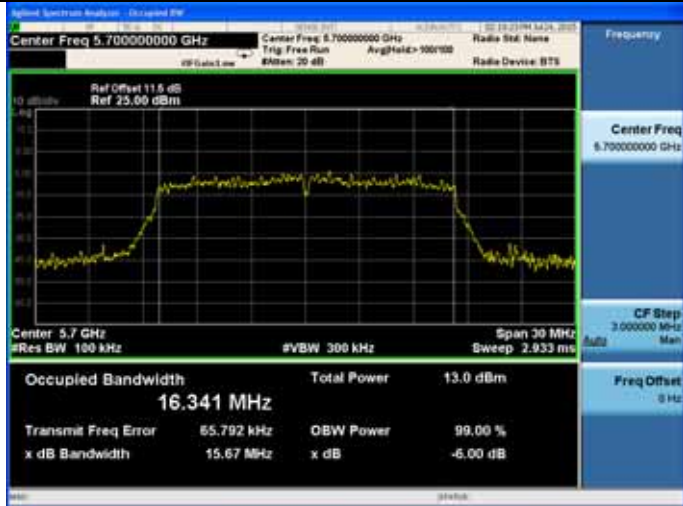
5500MHz **5500MHz**



5600MHz **5600MHz**



5700MHz **5700MHz**

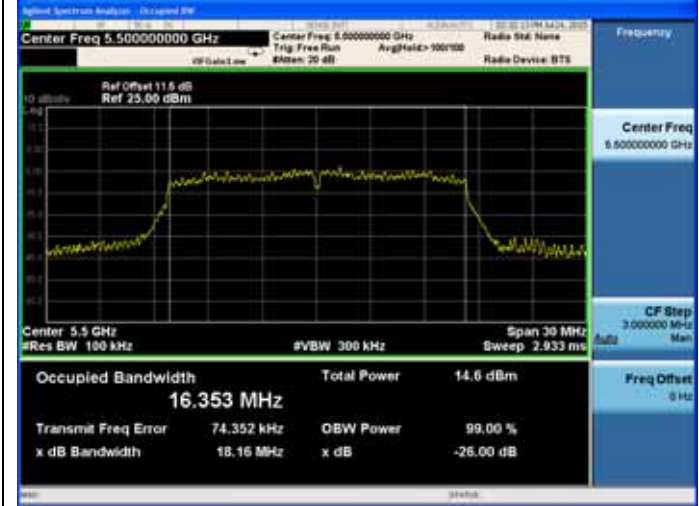
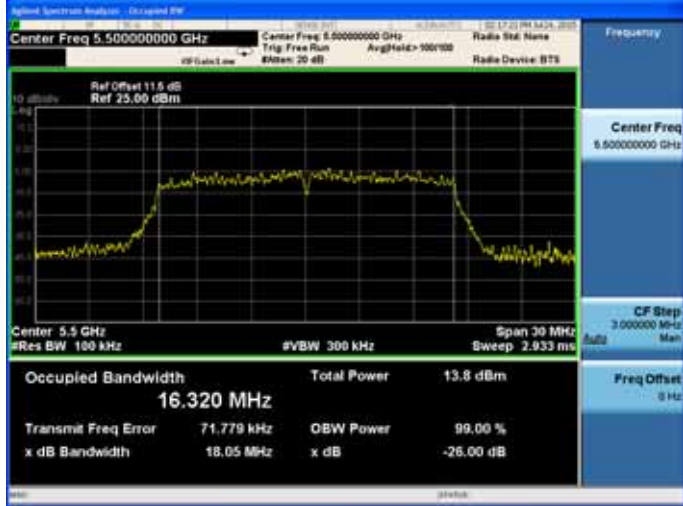


5500-5700MHz Band:

26dB bandwidth

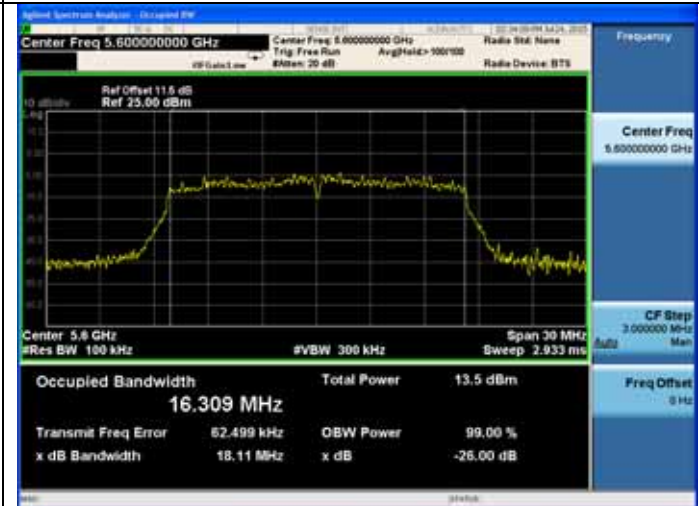
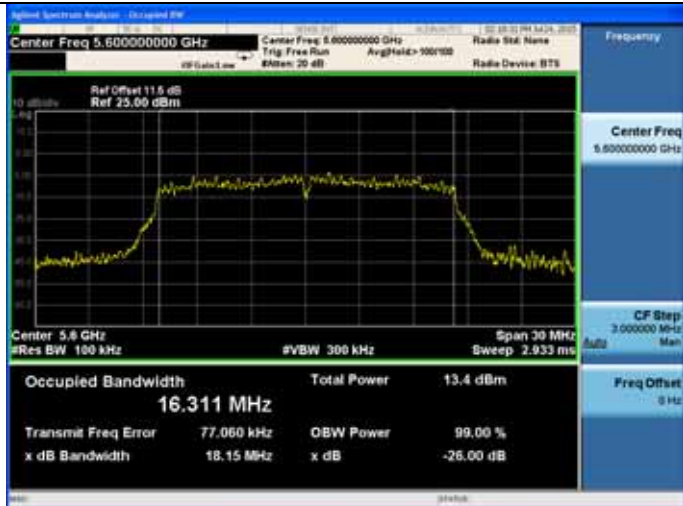
11a **11n HT20**

5500MHz **5500MHz**



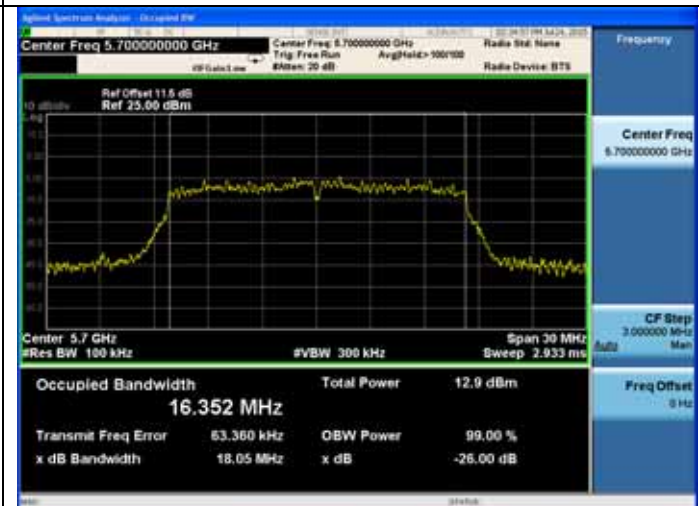
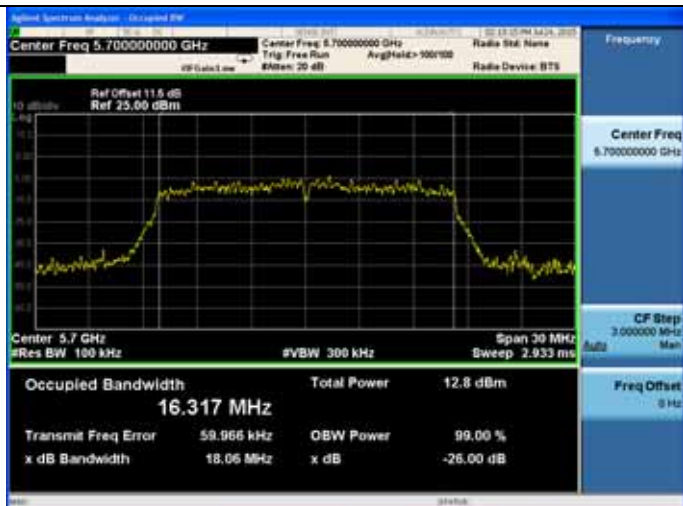
5600MHz

5600MHz



5700MHz

5700MHz



5745-5825MHz Band: 6dB bandwidth	
11a	11n HT20
5745MHz	5745MHz
<p>Center Freq 5.745000000 GHz</p> <p>Occupied Bandwidth: 16.347 MHz</p> <p>Total Power: 12.5 dBm</p> <p>Transmit Freq Error: 71.492 kHz</p> <p>x dB Bandwidth: 15.13 MHz</p>	<p>Center Freq 5.745000000 GHz</p> <p>Occupied Bandwidth: 16.312 MHz</p> <p>Total Power: 12.5 dBm</p> <p>Transmit Freq Error: 82.034 kHz</p> <p>x dB Bandwidth: 15.98 MHz</p>
5785MHz	5785MHz
<p>Center Freq 5.785000000 GHz</p> <p>Occupied Bandwidth: 16.322 MHz</p> <p>Total Power: 13.5 dBm</p> <p>Transmit Freq Error: 54.649 kHz</p> <p>x dB Bandwidth: 15.13 MHz</p>	<p>Center Freq 5.785000000 GHz</p> <p>Occupied Bandwidth: 16.327 MHz</p> <p>Total Power: 14.2 dBm</p> <p>Transmit Freq Error: 49.579 kHz</p> <p>x dB Bandwidth: 15.45 MHz</p>
5825MHz	5825MHz
<p>Center Freq 5.825000000 GHz</p> <p>Occupied Bandwidth: 16.351 MHz</p> <p>Total Power: 12.6 dBm</p> <p>Transmit Freq Error: 66.427 kHz</p> <p>x dB Bandwidth: 15.12 MHz</p>	<p>Center Freq 5.825000000 GHz</p> <p>Occupied Bandwidth: 16.338 MHz</p> <p>Total Power: 12.6 dBm</p> <p>Transmit Freq Error: 76.886 kHz</p> <p>x dB Bandwidth: 15.14 MHz</p>

5745-5825MHz Band: 26dB bandwidth	
11a	11n HT20
5745MHz	5745MHz
<p>Center Freq 5.74500000 GHz</p> <p>Occupied Bandwidth: 16.357 MHz</p> <p>Total Power: 12.6 dBm</p> <p>Transmit Freq Error: 67.501 kHz</p> <p>x dB Bandwidth: 18.10 MHz</p>	<p>Center Freq 5.74500000 GHz</p> <p>Occupied Bandwidth: 16.306 MHz</p> <p>Total Power: 12.7 dBm</p> <p>Transmit Freq Error: 81.303 kHz</p> <p>x dB Bandwidth: 18.18 MHz</p>
5785MHz	5785MHz
<p>Center Freq 5.78500000 GHz</p> <p>Occupied Bandwidth: 16.308 MHz</p> <p>Total Power: 13.3 dBm</p> <p>Transmit Freq Error: 54.872 kHz</p> <p>x dB Bandwidth: 18.01 MHz</p>	<p>Center Freq 5.78500000 GHz</p> <p>Occupied Bandwidth: 16.328 MHz</p> <p>Total Power: 14.1 dBm</p> <p>Transmit Freq Error: 50.835 kHz</p> <p>x dB Bandwidth: 18.19 MHz</p>
5825MHz	5825MHz
<p>Center Freq 5.82500000 GHz</p> <p>Occupied Bandwidth: 16.349 MHz</p> <p>Total Power: 12.8 dBm</p> <p>Transmit Freq Error: 68.647 kHz</p> <p>x dB Bandwidth: 18.15 MHz</p>	<p>Center Freq 5.82500000 GHz</p> <p>Occupied Bandwidth: 16.332 MHz</p> <p>Total Power: 12.7 dBm</p> <p>Transmit Freq Error: 76.566 kHz</p> <p>x dB Bandwidth: 18.19 MHz</p>

7. OUTPUT POWER TEST

7.1. Test Equipment

Item	Equipment	Manufacturer	Model No.	Serial No.	Last Cal.	Cal. Interval
1.	Spectrum	Agilent	N9030A	MY51380221	Oct.29, 14	1Year
2.	Power meter	Anritsu	ML2487A	6K00002472	Apr.28, 15	1Year
3.	Power sensor	Anritsu	MA2491A	0033005	Apr.28, 15	1Year
4.	Attenuator (20dB)	Agilent	8491B	MY39262165	Apr.28, 15	1 Year
5.	RF Cable	Hubersuhner	SUCOFLEX102	28620/2	Apr.28, 15	1 Year

7.2. Limit

For the band 5.15–5.25 GHz.

For mobile and portable client devices in the 5.15–5.25 GHz band, the maximum conducted output power over the frequency band of operation shall not exceed 250 mW provided the maximum antenna gain does not exceed 6 dBi.

For the 5.25–5.35 GHz and 5.47–5.725 GHz bands, the maximum conducted output power over the frequency bands of operation shall not exceed the lesser of 250 mW or 11 dBm + 10 log B, where B is the 26 dB emission bandwidth in megahertz.

For the band 5.725-5.85 GHz, the maximum conducted output power over the frequency band of operation shall not exceed 1 W.

7.3. Test Procedure

1. Connected the EUT’s antenna port to measure device by 26dB attenuator.
2. For IEEE 802.11a and IEEE802.11n HT20 and 802.11ac VHT20 mode, use a PK power meter which’s bandwidth is 20MHz and above 26dB bandwidth of signal to measure out each test modes’ PK output power.
3. For IEEE802.11n HT40 mode, because the signal’s bandwidth is about 40MHz and above 20MHz bandwidth of power sensor ML2491A. So use the test method described in KBD789033 clause E Method SA-1
 - 1) Connect the antenna port to the spectrum analyzer and Set span of the spectrum to encompass the entire emission bandwidth (EBW) of the signal.
 - 2) Set the RBW=1MHz and VBW =3MHz
 - 3) Number of points in sweep ≥ 2 Span / RBW
 - 4) Detector = RMS
 - 5) Sweep time = auto couple
 - 6) Allow the sweep to “free run” and set the Trace average at least 100 traces in power averaging (i.e., RMS) mode.
 - 7) Compute power by integrating the spectrum across the 26 dB EBW of the signal using the instrument’s band power measurement function with band limits set equal to the EBW band edges.

Note: The cable loss and attenuator loss were offset into measure device as an amplitude offset.

7.4. Test Results

5180-5240MHz Band:

EUT: Tablet PC			
M/N: PT301			
Test date: 2015-07-24		Pressure: 101.3±1.0 kpa	Humidity:53.5±3.0%
Tested by: Alice_Yang		Test site: RF site	Temperature:22.4±0.6 °C
Test Mode	Frequency (MHz)	Maximum Conducted Output Power (dBm)	Limit (dBm)
11a	5180	7.91	24
	5200	7.87	24
	5240	6.62	24
11n HT20	5180	6.56	24
	5200	6.43	24
	5240	5.30	24
Conclusion: PASS			

5260-5320MHz Band:

EUT: Tablet PC			
M/N: PT301			
Test date: 2015-07-24		Pressure: 101.3±1.0 kpa	Humidity:53.5±3.0%
Tested by: Alice_Yang		Test site: RF site	Temperature:22.4±0.6 °C
Test Mode	Frequency (MHz)	Maximum Conducted Output Power (dBm)	Limit (dBm)
11a	5260	6.88	24
	5300	6.38	24
	5320	5.58	24
11n HT20	5260	5.33	24
	5300	4.91	24
	5320	4.16	24
Conclusion: PASS			

5500-5700MHz Band:

EUT: Tablet PC			
M/N: PT301			
Test date: 2015-07-24		Pressure: 101.3±1.0 kpa	Humidity:53.5±3.0%
Tested by: Alice_Yang		Test site: RF site	Temperature:22.4±0.6 °C
Test Mode	Frequency (MHz)	Maximum Conducted Output Power (dBm)	Limit (dBm)
11a	5500	4.93	24
	5600	4.04	24
	5700	3.17	24
11n HT20	5500	3.35	24
	5600	2.49	24
	5700	1.82	24
Conclusion: PASS			

5745-5825MHz Band:

EUT: Tablet PC			
M/N: PT301			
Test date: 2015-07-24		Pressure: 101.3±1.0 kpa	Humidity:53.5±3.0%
Tested by: Alice_Yang		Test site: RF site	Temperature:22.4±0.6 °C
Test Mode	Frequency (MHz)	Maximum Conducted Output Power (dBm)	Limit (dBm)
11a	5745	2.78	30
	5785	3.75	30
	5825	3.26	30
11n HT20	5745	1.37	30
	5785	2.39	30
	5825	1.66	30
Conclusion: PASS			

8. SPECTRAL DENSITY TEST

8.1. Test Equipment

Item	Equipment	Manufacturer	Model No.	Serial No.	Last Cal.	Cal. Interval
1.	Spectrum	Agilent	N9030A	MY51380221	Oct.29, 14	1 Year
2.	Attenuator (20dB)	Agilent	8491B	MY39262165	Apr.28, 15	1 Year
3	RF Cable	Hubersuhner	SUCOFLEX102	28610/2	Apr.28, 15	1 Year

8.2. Limit

Band 5150-5250 MHz:

The e.i.r.p spectral density shall not exceed 10 dBm in any 1.0 MHz band.

Band 5250-5350 MHz:

The power spectral density shall not exceed 11 dBm in any 1.0 MHz band.

Band 5470-5725 MHz:

The power spectral density shall not exceed 11 dBm in any 1.0 MHz band.

Band 5725-5850 MHz:

The power spectral density shall not exceed 30 dBm in any 500 KHz band.

8.3. Test Procedure

For the Band 5.15-5.25GHz:

The transmitter output was connected to a spectrum analyzer. Power density was measured by spectrum analyzer with 1MHz RBW and 3MHz VBW; Detector: RMS mode.

For the band 5.725-5.85 GHz:

The transmitter output was connected to a spectrum analyzer. Power density was measured by spectrum analyzer with 1MHz RBW and 3MHz VBW, RMS Detector.

So use the test method described in KDB789033 clause E

- 1) Set the RBW=100kHz and VBW =3MHz
- 2) Number of points in sweep ≥ 2 Span / RBW.(This ensures that bin-to-bin spacing is \leq RBW/2, so that narrowband signals are not lost between frequency bins.)
- 3) Sweep time = auto
- 4) Detector = RMS (i.e., power averaging), if available. Otherwise, use sample detector mode.
- 5) Use the “peak search” function of spectrum analyzer find the max value, then add $10\log(500\text{kHz}/\text{RBW})$ to the measured result.

Note: The cable loss and attenuator loss were offset into measure device as an amplitude offset.

8.4. Test Results

5180-5240MHz Band:

EUT: Tablet PC		
M/N: PT301		
Test date: 2015-07-24	Pressure: 101.3±1.0 kpa	Humidity:53.5±3.0%
Tested by: Alice_Yang	Test site: RF site	Temperature:22.4±0.6 °C

Test Mode	Frequency (MHz)	Power density (dBm/MHz)	Limit (dBm/MHz)
11a	5180	-2.056	11
	5200	-1.534	11
	5240	-3.126	11
11n HT20	5180	-3.215	11
	5200	-2.992	11
	5240	-4.784	11
Conclusion: PASS			

5260-5320MHz Band:

EUT: Tablet PC		
M/N: PT301		
Test date: 2015-07-24	Pressure: 101.3±1.0 kpa	Humidity:53.5±3.0%
Tested by: Alice_Yang	Test site: RF site	Temperature:22.4±0.6 °C

Test Mode	Frequency (MHz)	Power density (dBm/MHz)	Limit (dBm/MHz)
11a	5260	-2.833	11
	5300	-3.288	11
	5320	-3.961	11
11n HT20	5260	-4.439	11
	5300	-4.781	11
	5320	-5.717	11
Conclusion: PASS			

5500-5700MHz Band:

EUT: Tablet PC		
M/N: PT301		
Test date: 2015-07-24	Pressure: 101.3±1.0 kpa	Humidity:53.5±3.0%
Tested by: Alice_Yang	Test site: RF site	Temperature:22.4±0.6 °C

Test Mode	Frequency (MHz)	Power density (dBm/MHz)	Limit (dBm/MHz)
11a	5500	-4.742	11
	5600	-4.791	11
	5700	-5.866	11
11n HT20	5500	-6.200	11
	5600	-6.860	11
	5700	-7.801	11

Conclusion: PASS

5745-5825MHz Band:

EUT: Tablet PC		
M/N: PT301		
Test date: 2015-07-24	Pressure: 101.3±1.0 kpa	Humidity:53.5±3.0%
Tested by: Alice_Yang	Test site: RF site	Temperature:22.4±0.6 °C

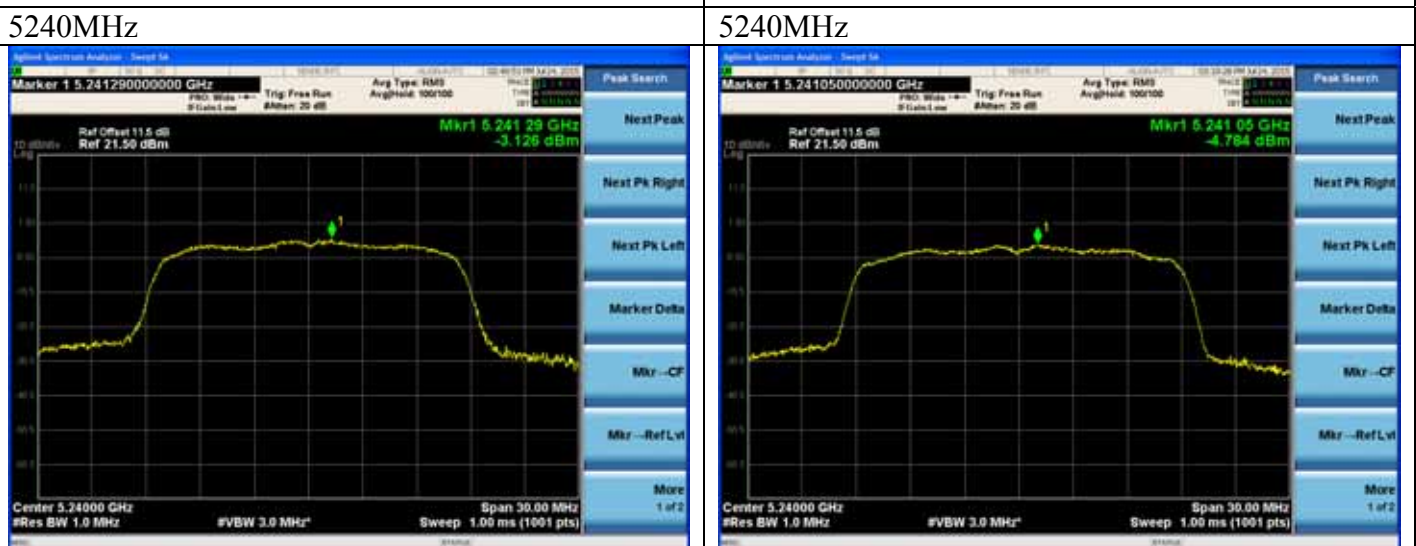
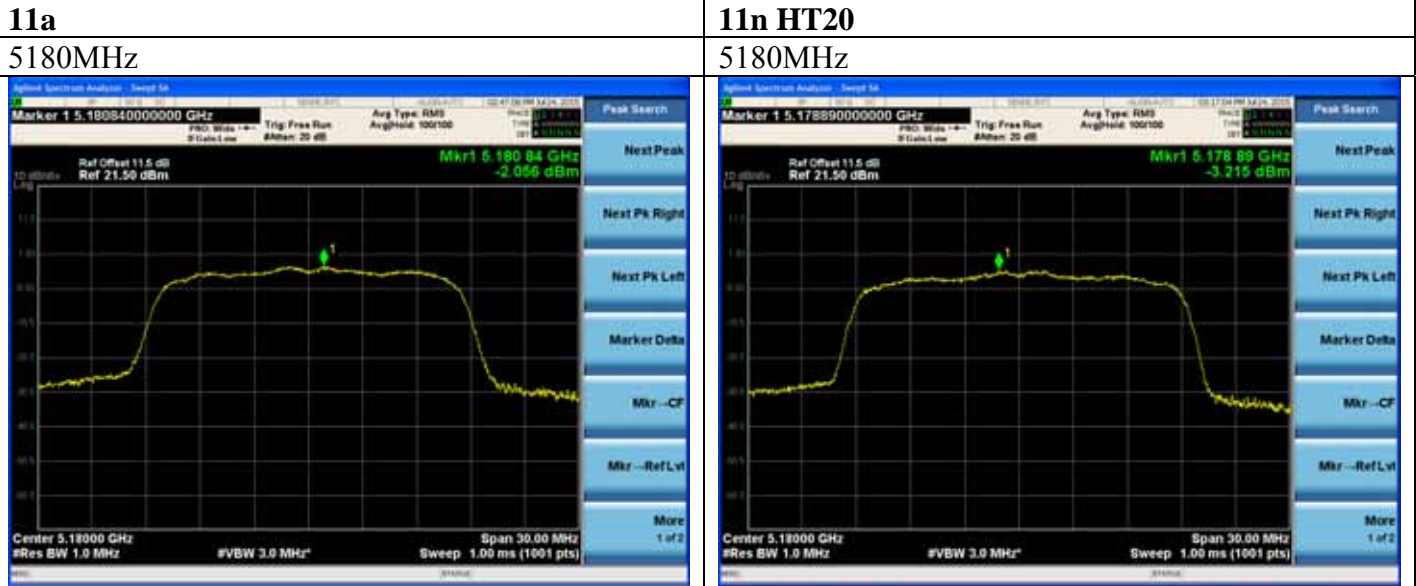
Test Mode	Frequency (MHz)	Power density (dBm/500KHz)	Limit (dBm/500KHz)
11a	5745	-6.8063	30
	5785	-6.7133	30
	5825	-7.7953	30
11n HT20	5745	-8.9053	30
	5785	-8.1103	30
	5825	-8.7223	30

Conclusion: PASS

Note:

1. Correction factor = $10\log(500\text{kHz}/100\text{kHz})=6.9897$
2. Result=Reading value + Correction factor

5180-5240MHz Band:

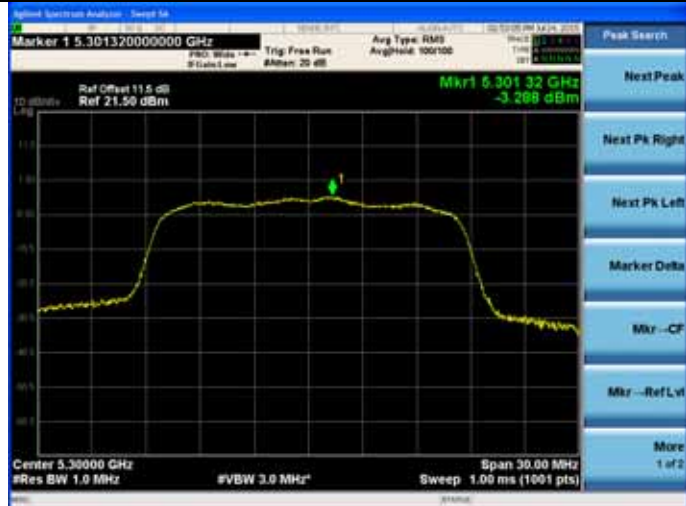


5260-5320MHz Band:

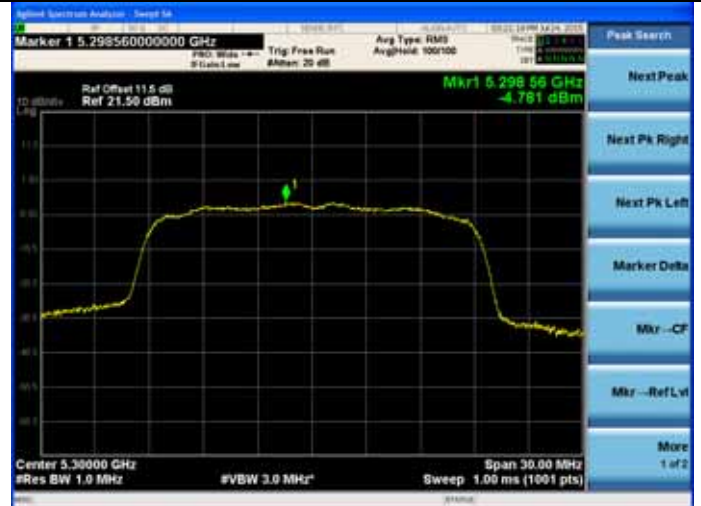
11a	11n HT20
5260MHz	5260MHz



5300MHz



5300MHz



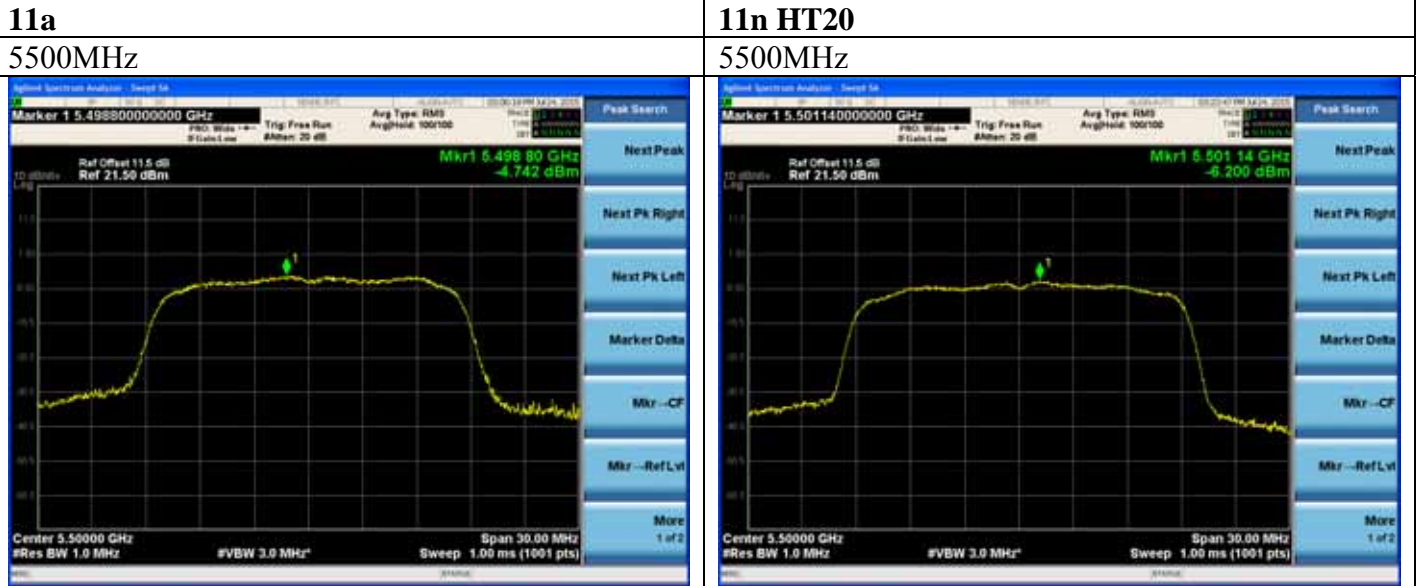
5320MHz



5320MHz



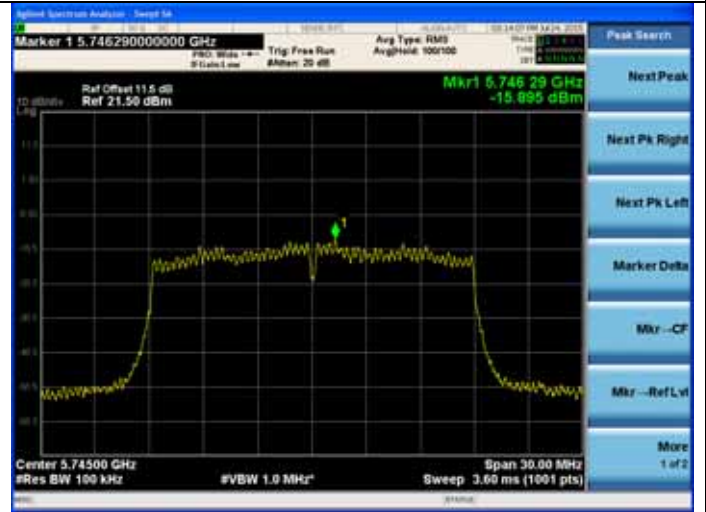
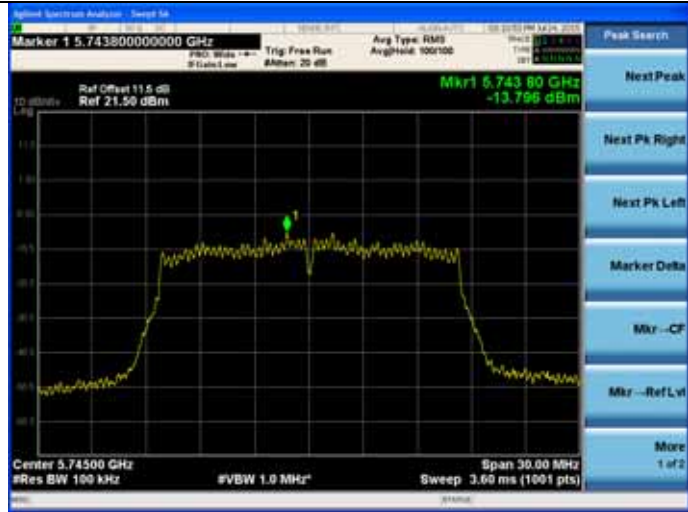
5500-5700MHz Band:



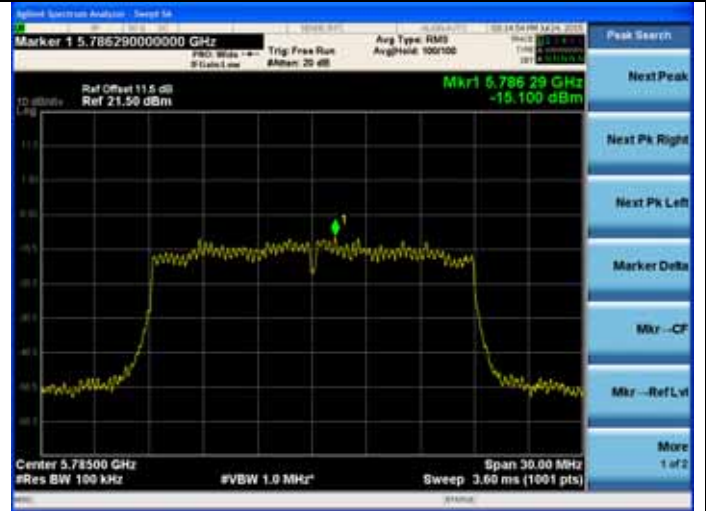
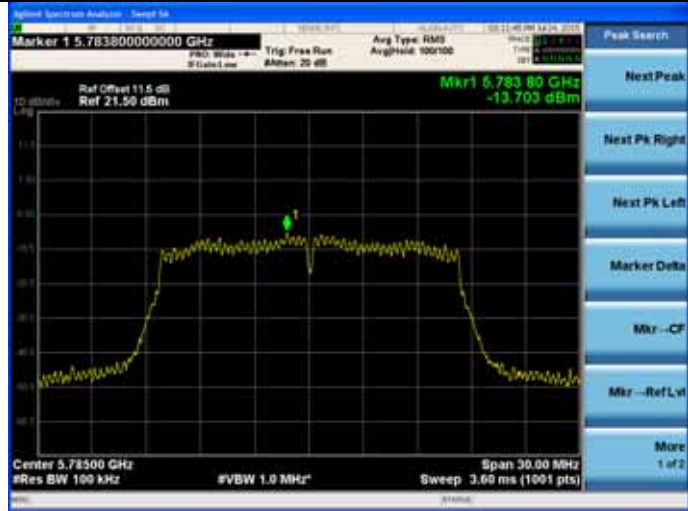
5745-5825MHz Band:

11a **11n HT20**

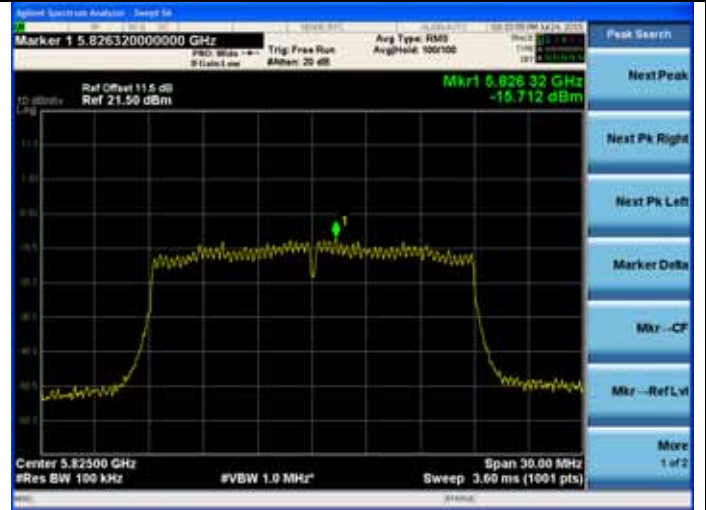
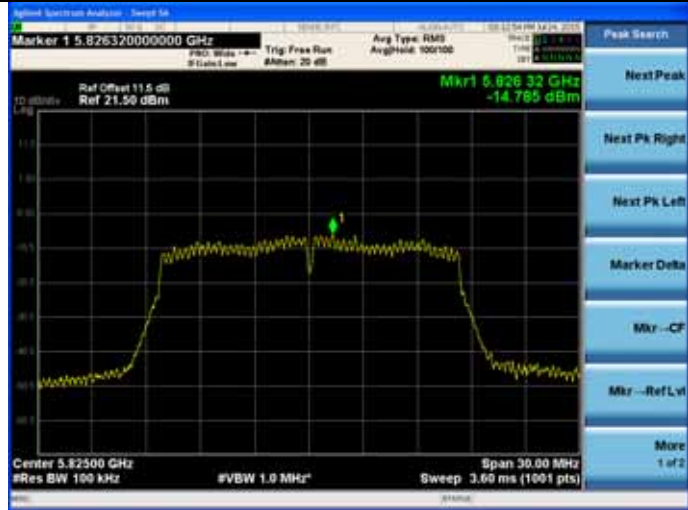
5745MHz **5745MHz**



5785MHz **5785MHz**



5825MHz **5825MHz**



9. ANTENNA REQUIREMENT

9.1. STANDARD APPLICABLE

For intentional device, according to FCC 47 CFR Section 15.203, an intentional radiator shall be designed to ensure that no antenna other than that furnished by the responsible party shall be used with the device. And according to FCC 47 CFR Section 15.407 (a), if transmitting antennas of directional gain greater than 6dBi are used, the power shall be reduced by the amount in dB that the directional gain of the antenna exceeds 6dBi.

9.2. ANTENNA CONNECTED CONSTRUCTION

The antennas used for this product are FPC antenna that no antenna other than that furnished by the responsible party shall be used with the device, the maximum peak gain of the transmit antenna is 2.04 dBi.

10. DEVIATION TO TEST SPECIFICATIONS

[NONE]